

City Council

200 North Brazil

Los Fresnos, TX 78566

Regular Meeting

<http://citylf.cloudaccess.net/en/>

~ Agenda ~

Tuesday, August 9, 2016

6:30 PM

City Hall

NOTICE IS HEREBY GIVEN THAT THE {MeetGroup} OF THE CITY OF LOS FRESNOS PURSUANT TO CHAPTER 551, TITLE 5 OF THE TEXAS GOVERNMENT CODE, THE TEXAS OPEN MEETINGS ACT, WILL MEET ON TUESDAY, AUGUST 9, 2016 AT 6:30 PM AT CITY HALL, 200 NORTH BRAZIL ST, LOS FRESNOS, TX 78566.

I. AGENDA

1. Call meeting to order
2. Invocation and Pledge of Allegiance
3. Public Hearing
 1. Public Hearing to receive comments from the public on the exchange of boundaries between the City of Los Fresnos and the City of Brownsville.
4. Consent Agenda

1. Approval or rejection of Minutes from July 12, 2015 and July 19, 2016 meetings.
2. Approval or rejection to acknowledge the Los Fresnos Community Development Corporation expenditure for street lights on East Ocean Boulevard.
3. Approval or rejection of the first reading of Ordinance 474 approving a negotiated resolution between the City of Los Fresnos and Texas Gas Service ("TGS" or "The Company") regarding the Company's April 28, 2016 Cost of Service Adjustment ("COSA") filing; declaring existing rates to be unreasonable; adopting new tariffs that reflect rate adjustments consistent with the negotiated settlement and finding the rates to be set by the attached tariffs to be just and reasonable; providing for the recovery of the City's and TGS' reasonable and necessary rate case expenses; adopting a savings clause; determining that this ordinance was passed in accordance with the requirements of the Texas Open Meetings Act; declaring an effective date; repealing any prior ordinances inconsistent with this ordinance and requiring delivery of this ordinance to the Company's and the City's legal counsel.
4. Approval or rejection to write-off bad debt for utility bills for fiscal year 2013-2014.
5. Approval or rejection of a Budget Amendment for fiscal year 2015-2016.
5. Visitor Remarks - To speak you must sign in with City Secretary prior to the meeting and you have a limit of 3 minutes to speak.
6. Action Items

1. Consideration and ACTION to approve the first reading of Ordinance 473 ratifying the agreement between the cities of Los Fresnos and Brownsville, Texas adjusting their common boundary line, releasing certain tracts of land to the City of Brownsville, receiving certain tracts of land presently situated in the city limits of Brownsville into the city limits of the City of Los Fresnos; providing a saving clause; providing a severability clause, and providing for an effective date.
2. Consideration and ACTION to approve the design concept plans for the Nature Park.
3. Consideration and ACTION on an increase in engineering fees for the Hike & Bike Trail.
4. Consideration and ACTION to acknowledge Cameron Appraisal District Chief Appraiser's certification of the 2016 tax roll.
5. Consideration and ACTION to acknowledge the Finance Director's certification of the estimated ad valorem tax collection rate for the tax year 2015 and the excess debt tax collections for 2015 tax year.
6. Consideration and ACTION to acknowledge the calculations of the City's Effective and Rollback Ad Valorem Tax Rate for tax year 2016 and for fiscal year 2016-2017.
7. Consideration and ACTION to propose a tax rate for tax year 2016, take a record vote, and set dates for public hearing (if necessary).
8. Consideration and ACTION to appoint a person to the Los Fresnos Housing Authority.
7. Update by City Manager
 1. A. Wastewater Plant Expansion B. Los Fresnos Nature Park C. Hike & Bike Trails D. Hazardous Mitigation Plan E. Certificates of Obligation F. Montes-Castro Park G. New City Hall H. Welcome Sign
8. Department Head Reports
 1. Financial Report 1. Monthly Report 2. Year-to-Date
 2. Public Works Report 1. Water and Wastewater City 2. Calls for Service 3. building Permits 4. Recycling
 3. Police Department Report 1. Arrests 2. Incidents 3. Accidents
 4. Municipal Court Report 1. Monthly Report
 5. Library Report 1. Monthly Report
 6. Fire Marshall's Report 1. Monthly Report
9. Budget Workshop

1. Budget Workshop for fiscal year 2016-2017.
10. Adjournment

This is to certify that I, Pam Denny, posted this agenda on the front bulletin board of the City Hall on August 3, 2016 on or before 5:30 p.m. and it shall remain so posted continuously for at least 72 hours preceding the scheduled time of said meeting.

Pam Denny, City Secretary

Persons with any disabilities that would like to attend meetings must notify City Secretary 24 hours in advance so that the City can make arrangements for that disabled person.

City Council
200 North Brazil
Los Fresnos, TX 78566

Meeting: 08/09/16 06:30 PM
Department: City Secretary
Category: Public Hearing
Prepared By: Pam Denny
Initiator: Pam Denny
Sponsors:

SCHEDULED

ACTION ITEM (ID # 1847)

DOC ID: 1847 B

Public Hearing to receive comments from the public on the exchange of boundaries between the City of Los Fresnos and the City of Brownsville.

There are no certain requirements when to municipalities exchange land as we are doing with the City of Brownsville. However, they felt it would be good to be transparent and allow the public to speak. We have sent letters to each property owner in this area.

CITY OF LOS FRESNOS NOTICE OF PUBLIC HEARING ON BOUNDARY ADJUSTMENTS

Notice is hereby given to all interested persons that the City of Los Fresnos, Texas and the City of Brownsville, Texas have agreed to exchange boundaries.

Area to be exchanged is as follows: **"New Los Fresnos Municipal Territory"** is relinquished by the City of Brownsville

- (1) Starting at the northeast corner of the tract of land, specifically starting at the intersection of the southwest right-of-way (ROW) of Henderson Road and Dirt Road;
- (2) Continuing generally southwest, south and then east along the current Brownsville municipal boundaries to the north ROW at the intersection of Dirt Road and northern point of the drainage ditch;
- (3) Continuing south along the drainage ditch to the south ROW of Texas State Highway 100;
- (4) Continuing west and southwest along Texas State Highway 100 to the southern bank of the irrigation canal, then southwest and west along the southern bank of the irrigation canal to the east ROW of FM 803 (current Los Fresnos ETJ boundary);
- (5) Continuing generally north along the east ROW of FM 803 (current Los Fresnos ETJ boundary to the southern ROW of Henderson Road;
- (6) Continuing east along the southern ROW to the point of beginning.

"Brownsville Extraterritorial Jurisdiction" (ETJ) is relinquished by the City of Los Fresnos:

- (1) Starting at the northeastern corner of the tract of land, specifically starting on the southwestern ROW at the intersection of the Irrigation Canal and Old Alice Road;
- (1) Continuing north along said ROW to the southern bank of drainage ditch;
- (2) Continuing south along the western ROW of Old Alice Road to the southwestern ROW of Old Alice Road and Papaya Street;
- (3) Continuing west, northeast, north, east, north, west, north, west, and north to the southern bank of the Irrigation Ditch;
- (4) Continuing west along the southern bank of the Irrigation Ditch to the point of beginning.

The public hearing will be held by and before the City Council of the City of Los Fresnos, Texas on the 9th day of August, 2016 at 6:00 p.m. in the Los Fresnos City Hall located at 200 N. Brazil Street, Los Fresnos, Texas for all persons interested may attend. At said time and place all such persons shall have the right to appear and be heard. Of all said matters and things, all persons interested in the things and matters herein mentioned, will take notice.

City Council
200 North Brazil
Los Fresnos, TX 78566

Meeting: 08/09/16 06:30 PM
Department: City Secretary
Category: Minutes
Prepared By: Pam Denny
Initiator: Pam Denny
Sponsors:

SCHEDULED

ACTION ITEM (ID # 1846)

DOC ID: 1846 A

Approval or rejection of Minutes from July 12, 2015 and July 19, 2016 meetings.

I recommend approval.

City Council

200 North Brazil

Los Fresnos, TX 78566

Regular Meeting

<http://citylf.cloudaccess.net/en/>

~ Minutes ~

Tuesday, July 12, 2016

6:00 PM

City Hall

Agenda

1. Call meeting to order
Mayor Narvaez called the meeting to order at 6:00 PM.
2. Invocation and Pledge of Allegiance
Mayor Narvaez gave the invocation and led the audience in the Pledge of Allegiance.

Visitor Remarks - You must sign in with the City Secretary prior to the meeting and you will have a limit of 3 minutes to speak.

There were no comments from the public.

Consent Agenda

Approval or rejection of Minutes from June 14, 2016 and June 28, 2016 meetings.

Motion was made and seconded to approve the Minutes from June 14, 2016 and June 28, 2016 meetings.

RESULT:	ADOPTED [UNANIMOUS]
MOVER:	Polo Narvaez, Mayor
SECONDER:	Javier Mendez, Councilman
AYES:	Minton, Narvaez, Cruz, Real, Mendez
ABSENT:	Bibi Garza

Approval or rejection to call for the Order of Election and Notice of Election for the City's General Election to be held on November 8, 2016.

Motion was made and seconded to approve the Order of Election and Notice of Election for the City's General Election to be held on November 8, 2016.

RESULT:	ADOPTED [UNANIMOUS]
MOVER:	Polo Narvaez, Mayor
SECONDER:	Javier Mendez, Councilman
AYES:	Minton, Narvaez, Cruz, Real, Mendez
ABSENT:	Bibi Garza

Approval or rejection to contract with Cameron County Election Administration to conduct the Early Voting and Election Day Voting for the City's General Election to be held on November 8, 2016.

Attachment: Minutes from July 12 2016 Meeting (1846 : Minutes)

Motion was made and seconded to approve to contract with Cameron County Elections Administration to conduct the Early Voting and Election Day Voting for the City's General Election to be held on November 8, 2016.

RESULT:	ADOPTED [UNANIMOUS]
MOVER:	Polo Narvaez, Mayor
SECONDER:	Javier Mendez, Councilman
AYES:	Minton, Narvaez, Cruz, Real, Mendez
ABSENT:	Bibi Garza

Action Items

Consideration and ACTION to approve renewal of Communication Facility Lease Agreement between the City of Los Fresnos and McAllen-Edinburg-Mission SMSA Limited Partnership (AT&T) for lease of space on city water tower.

Mr. Milum explained that the City currently has a lease with AT &T to have antennas on the water tower. That lease expires in December 2018. Currently we receive \$399.30 per month and this amount is not a big amount and felt that it was not worth having the antennas on the water tower. We have been negotiating for several years letting them know it is not nearly enough money for the hassle of having them on the tower. They finally came up with an amount we can consider. It is \$3,000 per month. After 5 years it goes up 10% for each of the 3 remaining 5 year periods. Also, there is a clause that allows us to cancel if we give them 18 months notice but we cannot cancel within the first 5 years.

Mr. Milum answered questions from the Council.

Motion was made and seconded to approve the renewal of Communication Facility Lease Agreement for 20 years.

RESULT:	ADOPTED [UNANIMOUS]
MOVER:	Javier Mendez, Councilman
SECONDER:	Yolanda H. Cruz, Councilwoman
AYES:	Minton, Narvaez, Cruz, Real, Mendez
ABSENT:	Bibi Garza

Consideration and ACTION to approve the first reading of Ordinance 471 annexing 127.43 acres located west of city limits and measuring approximately 0.7324 miles on the south side of West Highway 100 from Tapia's Restaurant west to existing city limits of Brownsville and on the north side of West Highway 100 from Longhorn Lane west to the drainage ditch.

Mr. Milum explained that this is the first reading of Ordinance 471 annexing 127.43 acres located west of city limits. The two public hearings were held on June 14 and June 28. There were two people that attended the first public hearing and 4 people that attended the second public hearing. There concerns were answered at the hearings.

Mr. Milum answered questions from the Council.

Motion was made and seconded to approve the first reading of Ordinance 471 annexing 127.43 acres located west of city limits and measuring approximately 0.7324 miles on the south side of West Highway 100 from Tapia's Restaurant west to existing city limits of Brownsville and on the north side of West Highway 100 from Longhorn Lane west to the drainage ditch.

RESULT:	ADOPTED [UNANIMOUS]
MOVER:	Polo Narvaez, Mayor
SECONDER:	Javier Mendez, Councilman
AYES:	Minton, Narvaez, Cruz, Real, Mendez
ABSENT:	Bibi Garza

Consideration and ACTION to approve the first reading of Ordinance 472 zoning the newly annexed property and amending the Official Zoning Map.

Mr. Milum stated that this is the first reading of Ordinance 472 zoning the newly annexed property. The Planning and Zoning Commission held a public hearing on June 20 and the City Council held a public hearing on June 28. One concern was with allowing existing uses to continue which we have to grandfather those by law. The other question was to allow an adult club in the Highway Commercial area. This will depend on the location.

Mr. Milum answered questions from the Council.

Motion was made and seconded to approve the first reading of Ordinance 472 zoning the newly annexed property and amending the Official Zoning Map.

RESULT:	ADOPTED [UNANIMOUS]
MOVER:	Gary Minton, Councilman
SECONDER:	Javier Mendez, Councilman
AYES:	Minton, Narvaez, Cruz, Real, Mendez
ABSENT:	Bibi Garza

Consideration and ACTION to appoint a person to the Los Fresnos Planning & Zoning Commission.

Mr. Milum explained that he had seen Mr. Walsdorf and Mr. Walsdorf asked him if there was anything he could do for the City. Mr. Milum explained that we were looking for someone to volunteer to serve on the Planning & Zoning Commission and Mr. Walsdorf agreed to serve if appointed. Mr. Milum asked that the term be appointed for a 2 year term, until September 2018.

Motion was made and seconded to appoint Robby Walsdorf to the Planning and Zoning Commission and the term be until September 2018.

RESULT:	ADOPTED [UNANIMOUS]
MOVER:	Polo Narvaez, Mayor
SECONDER:	Javier Mendez, Councilman
AYES:	Minton, Narvaez, Cruz, Real, Mendez
ABSENT:	Bibi Garza

Consideration and ACTION to appoint a person to the Los Fresnos Housing Authority.

No action was taken.

RESULT:	NO ACTION
----------------	------------------

Update by City Manager

A. Wastewater Plant Expansion B. Nature Park C. Hike & Bike Trails D. Hazardous Mitigation Plan E. Certificates of Obligation F. Montes-Castro Park G. Longhorn Lane

A. Wastewater Plant Expansion - We are having difficulty cutting down the scope of work in a way that saves substantial funds when compared to the needs. We will continue to work and hopefully have a direction in the next month or so.

B. Nature Park - The design of the park is continuing. We will have information and a public hearing in August to go over the concept and get Council input.

C. Hike & Bike Trails - The preliminary drawings are done but the drainage district is not cooperating on the alignment and we might have to move it over more and this require more engineering. The drainage district engineer cancelled our appointment so hopefully we will meet in a few days.

D. Hazardous Mitigation Plan - We are waiting for them to finish the draft report. That will be on the agenda for you to consider once it is complete.

E. Certificates of Obligation - There is no change from last month. We are still waiting on the Appraisal District to get us information for the Tiers values.

F. Montes-Castrol Park - We hope to have a recommendation on the engineer for the next meeting.

G. Longhorn Lane - Due to the excessive terrible shape the street was in and the availability of Pederson Construction some minor patching and an overlay was completed. It will last until we do our paving project. At that time we will need to redo the base, widen and repave.

Regular Meeting

Tuesday, July 12, 2016

6:00 PM

Mr. Milum answered questions from the Council.

RESULT: NO ACTION

Department Head Reports

Financial Report A. Monthly B. Year to Date

Mr. Milum answered questions from the Council.

RESULT: NO ACTION

Public Works Report A. Water and Wastewater Activity B. Calls for Service C. Building Permits D. Recycling

Mr. Milum answered questions from the Council.

RESULT: NO ACTION

Police Department Report A. Arrests B. Incidents C. Accidents

Mr. Milum answered questions from the Council.

RESULT: NO ACTION

Municipal Court Report A. Monthly Report

Mr. Milum answered questions from the Council.

RESULT: NO ACTION

Library Report A. Monthly Report

Mr. Milum answered questions from the Council.

RESULT: NO ACTION

Fire Marshall Report A. Monthly Report

Mr. Milum answered questions from the Council.

RESULT: NO ACTION

8. Adjournment

Mayor Narvaez adjourned the meeting at 6:45 PM.

Presiding Officer of the Council

Recorder

City Council

200 North Brazil

Los Fresnos, TX 78566

Special Meeting

<http://citylf.cloudaccess.net/en/>

~ Minutes ~

Tuesday, July 19, 2016

6:00 PM

City Hall

Call to Order

The meeting was called to order at 6:00 PM by Mayor Polo Narvaez

Invocation and Pledge of Allegiance

Mayor Narvaez gave the invocation and led the audience in the Pledge of Allegiance.

Visitor Remarks - To speak you must sign in with the City Secretary prior to the meeting and you will have a limit of 3 minutes to speak.

There were no comments.

Action Items

Consideration and ACTION to approve the second and final reading of Ordinance 471 annexing 127.43 acres located west of city limits and measuring approximately 0.7324 miles on the south side of West Hwy 100 from Tapia's Restaurant west to existing city limits of Brownsville and on the north side of West Hwy 100 from Longhorn Lane to drainage ditch.

Mr. Milum stated that this is the second and final reading of the ordinance to annex the 127.43 acres of land on West Highway 100. No public attended the last meeting which speaks favorably.

Mr. Milum answered questions from the Council.

Motion was made and seconded to approve the second and final reading of Ordinance 471 annexing 127.43 acres located west of city limits and measuring approximately 0.7324 miles on the south side of West Hwy 100 from Tapia's Restaurant west to existing city limits of Brownsville and on the north side of West Hwy 100 from Longhorn Lane west to the drainage ditch.

RESULT:	ADOPTED [UNANIMOUS]
MOVER:	Polo Narvaez, Mayor
SECONDER:	Yolanda H. Cruz, Councilwoman
AYES:	Minton, Garza, Narvaez, Cruz, Real, Mendez

Consideration and ACTION to approve the second and final reading of Ordinance 472 to zone the newly annexed property and to amend the Official Zoning Map.

Attachment: Minutes from July 19 2016 Meeting (1846 : Minutes)

Mr. Milum stated that the Planning & Zoning Commission had approved the zoning at their meeting on Monday. The only comments during the public hearing phase was if the existing uses can continue. According to state law the existing uses are grandfathered.

Mr. Milum answered questions from the Council

Motion was made and seconded to approve the second and final reading of Ordinance 472 to zone the newly annexed property and to amend the Official Zoning Map.

RESULT:	ADOPTED [UNANIMOUS]
MOVER:	Javier Mendez, Councilman
SECONDER:	Swain Real, Councilman
AYES:	Minton, Garza, Narvaez, Cruz, Real, Mendez

Consideration and ACTION to approve an engineering and design contract for Montes/Castro Park with Naismith Engineering.

Mr. Milum explained that this was discussed at last meeting. Texas Parks & Wildlife is requiring we have an engineer design the park. We had intended to handle it with our staff to save some money. The project amount is about \$160,000 with \$75,000 coming from TPW, \$75,000 coming from the CDC and \$10,000 coming from the City. Naismith Engineering understands the project and the need to cut back on funds thus has agreed to a maximum amount of \$12,000 and depending on the actual work required, it could be less.

Mr. Milum and Ms. Smith answered questions from the Council.

Motion was made and seconded to approve Naismith Engineering to design Montes-Castro Park.

RESULT:	ADOPTED [UNANIMOUS]
MOVER:	Javier Mendez, Councilman
SECONDER:	Yolanda H. Cruz, Councilwoman
AYES:	Minton, Garza, Narvaez, Cruz, Real, Mendez

Consideration and ACTION to approve agreement for engineering services for Whipple Road wastewater services.

Mr. Milum explained a few months ago this was discussed and the direction was given to the staff to utilize the rest of the Certificates of Obligation to begin to get the sewer connections completed along Whipple Road where we annexed in 2012. During the annexation discovery period Naismith Engineering did some preliminary work to give some estimates to get this done. This has been updated and we would like to have Naismith Engineering determine the best option, develop plans and specification, get bids and oversee construction to get the work done. The amount of \$32,500 is for engineering services.

Special Meeting
Tuesday, July 19, 2016
6:00 PM

Mr. Milum and Ms. Smith answered questions from the Council.

Motion was made and seconded to approve Naismith Engineering for engineering services for Whipple Road wastewater services.

RESULT:	ADOPTED [UNANIMOUS]
MOVER:	Swain Real, Councilman
SECONDER:	Gary Minton, Councilman
AYES:	Minton, Garza, Narvaez, Cruz, Real, Mendez

Adjournment

The meeting was closed at 6:20 PM

Presiding Officer of the Council

Recorder

Attachment: Minutes from July 19 2016 Meeting (1846 : Minutes)

City Council
200 North Brazil
Los Fresnos, TX 78566

Meeting: 08/09/16 06:30 PM
Department: City Secretary
Category: Acknowledgments
Prepared By: Pam Denny
Initiator: Pam Denny
Sponsors:

SCHEDULED

ACTION ITEM (ID # 1866)

DOC ID: 1866 A

**Approval or rejection to acknowledge the Los Fresnos
Community Development Corporation expenditure for street
lights on East Ocean Boulevard.**

AEP has given us a price to add street lights on the south side east Highway 100 from the Rodeo Grounds to our Lift Station. With the Rodeo Grounds, the development across the street and the development to the east as well as the future city hall property, is critical that we have some lighting in that area. The CDC has agreed to pay \$6,745.32 for them to be installed. The City will just have to pay the monthly fees like we do for all street lights.

I recommend approval.

City Council
200 North Brazil
Los Fresnos, TX 78566

Meeting: 08/09/16 06:30 PM
Department: City Secretary
Category: Ordinances
Prepared By: Pam Denny
Initiator: Pam Denny
Sponsors:

SCHEDULED

ACTION ITEM (ID # 1863)

DOC ID: 1863 A

Approval or rejection of the first reading of Ordinance 474 approving a negotiated resolution between the City of Los Fresnos and Texas Gas Service ("TGS" or "The Company") regarding the Company's April 28, 2016 Cost of Service Adjustment ("COSA") filing; declaring existing rates to be unreasonable; adopting new tariffs that reflect rate adjustments consistent with the negotiated settlement and finding the rates to be set by the attached tariffs to be just and reasonable; providing for the recovery of the City's and TGS' reasonable and necessary rate case expenses; adopting a savings clause; determining that this ordinance was passed in accordance with the requirements of the Texas Open Meetings Act; declaring an effective date; repealing any prior ordinances inconsistent with this ordinance and requiring delivery of this ordinance to the Company's and the City's legal counsel.

After negotiation, TGS agreed to reduce the increase by \$300,000. This will result in a \$0.65 increase per month for residential users and a \$15.02 increase per month for commercial users. The attorneys recommend approval.

I recommend approval.

Model Staff Report in Support of TGS COSA Rate Increase Ordinance

Background

On April 28, 2016, Texas Gas Service Company (“TGS” or “Company”) filed for a rate increase pursuant to the Cost of Service Adjustment (“COSA”) tariff adopted by the Rio Grande Valley Service Area (“RGVSA”) Cities. TGS claimed an entitlement to rate relief under the tariff in the amount of \$1,791,783 on a system-wide basis. Attorney, Geoffrey Gay, and consultant, Karl Nalepa, relied upon by Valley Cities to review the TGS filing and negotiate a settlement, agreed to recommend a settlement of \$1,491,783 on a system-wide basis.

Purpose of the COSA

The Texas Legislature allows gas utilities to annually adjust rates based on changes to invested capital. That statutory provision is referred to as the Gas Reliability Infrastructure Program (“GRIP”). In a GRIP proceeding, cities are not allowed to intervene at the Railroad Commission, cannot challenge the reasonableness of any investment, and may not recover rate case expenses. In 2009, RGVSA Cities negotiated a COSA tariff as a three year experimental substitute for the GRIP process. Finding the COSA process to be mutually beneficial, the COSA process was renewed at the end of the experiment. In 2012, Cities and TGS agreed to a revised COSA tariff. This is the fifth filing under the revised tariff.

Resolution of the 2016 Filing

Cities’ consultant Karl Nalepa recommended adjustments to reduce the \$1,791,783 rate increase requested by TGS by \$638,634. Settlement discussions resulted in TGS agreeing to reduce their request by \$300,000.

Cities’ special counsel Geoffrey Gay recommended the rescinding of the COSA tariff that allows for an expedited comprehensive rate review process adopted by the RGVSA Cities in 2009. This rescission will result in TGS having to file a traditional rate case for future rate increase proceedings.

Bill Impact

The proof of revenues prepared by TGS, and affirmed by Karl Nalepa, reveals that the rate increase will have the following impact on average monthly customer bills:

Residential	\$0.65
Commercial	\$15.02
Industrial	\$154.87
Public Authority	\$13.39
Transportation T-1	\$223.69
Transportation T-2	\$161.90

EXPLANATION OF “BE IT ORDAINED” PARAGRAPHS IN THE ORDINANCE

- Section 1. When rates change, it is critical for the regulatory authority to find existing rates to be unreasonable and for the new rates to be just and reasonable. This section finds that the new rates reflected in tariffs for each customer class attached to the Ordinance are reasonable.
- Section 2. This paragraph authorizes TGS to collect an additional \$1,491,783 in revenue.
- Section 3. This paragraph requires the Company to reimburse the City for consulting and legal costs associated with the requested increase.
- Section 4. This paragraph repeals any prior City action that might be inconsistent with the new tariffs adopted by the Council.
- Section 5. This paragraph repeals the existing COSA tariff, thus requiring that TGS file a traditional rate case proceeding for future rate increases.
- Section 6. This paragraph recites compliance with the Open Meetings Act.
- Section 7. This paragraph is a typical savings clause, preserving the remaining provisions of the Ordinance should any one provision be determined to be invalid.
- Section 8. Pursuant to the COSA tariff, the new rates are to become effective July 29th. This paragraph allows the Company to implement the new rates on meter reads that occur on or after July 27, 2016.
- Section 9. This paragraph requires that an adopted and signed copy of the Ordinance be sent to the Company and special counsel to the City.

RECOMMENDATION

The City staff recommends adoption of the Ordinance and tariffs establishing new rates.

678/29/4840362

ORDINANCE NO. 474

AN ORDINANCE OF THE CITY COUNCIL OF THE CITY OF LOS FRESNOS, TEXAS, (“CITY”) APPROVING A NEGOTIATED RESOLUTION BETWEEN THE CITY OF LOS FRESNOS AND TEXAS GAS SERVICE (“TGS” OR “THE COMPANY”) REGARDING THE COMPANY’S APRIL 28, 2016 COST OF SERVICE ADJUSTMENT (“COSA”) FILING; DECLARING EXISTING RATES TO BE UNREASONABLE; ADOPTING NEW TARIFFS THAT REFLECT RATE ADJUSTMENTS CONSISTENT WITH THE NEGOTIATED SETTLEMENT AND FINDING THE RATES TO BE SET BY THE ATTACHED TARIFFS TO BE JUST AND REASONABLE; PROVIDING FOR THE RECOVERY OF THE CITY’S AND TGS’ REASONABLE AND NECESSARY RATE CASE EXPENSES; ADOPTING A SAVINGS CLAUSE; DETERMINING THAT THIS ORDINANCE WAS PASSED IN ACCORDANCE WITH THE REQUIREMENTS OF THE TEXAS OPEN MEETINGS ACT; DECLARING AN EFFECTIVE DATE; REPEALING ANY PRIOR ORDINANCES INCONSISTENT WITH THIS ORDINANCE AND REQUIRING DELIVERY OF THIS ORDINANCE TO THE COMPANY’S AND THE CITY’S LEGAL COUNSEL.

This ordinance was introduced and submitted to the City Council for passage and adoption after the second reading of the Ordinance. After presentation and discussion of the Ordinance, a motion was made by _____ that the Ordinance be finally passed and adopted in accordance with the City’s Home Rule Charter. The motion was seconded by _____ and carried by the following voted:

Mayor Polo Narvaez	___ For	___ Against	___ Abstained
Councilmember Yolanda H. Cruz	___ For	___ Against	___ Abstained
Councilmember Swain Real	___ For	___ Against	___ Abstained
Councilmember Javier Mendez	___ For	___ Against	___ Abstained
Councilmember Bibi Garza	___ For	___ Against	___ Abstained
Councilmember Gary Minton	___ For	___ Against	___ Abstained

WHEREAS, the City of Los Fresnos, Texas (“City”) is a gas utility customer of Texas Gas Service (“TGS” or “the Company”), and a regulatory authority with an interest in the rates and charges of TGS; and

WHEREAS, pursuant to the terms of the agreement settling TGS' 2009 Statement of Intent to increase rates, to which City was a signatory, the City and other municipalities within the Rio Grande Valley Service Area and TGS worked collaboratively to develop the Cost of Service Adjustment ("COSA") tariff that allows for an expedited comprehensive rate review process; and

WHEREAS, on or about April 28, 2016, TGS filed with the City a COSA tariff seeking to increase natural gas rates to all customers residing in the City; and

WHEREAS, the Company has requested a system-wide increase of \$1,791,783; and

WHEREAS, the City coordinated a review of TGS' COSA filing and designated attorneys and consultants to resolve issues in the Company's COSA filing; and

WHEREAS, the Company has filed evidence that existing rates are unreasonable and should be changed; and

WHEREAS, independent analysis by the City's rate expert concluded that TGS is able to justify an increase over current rates; and

WHEREAS, the City's attorney and consultant recommend that the City approve the Settlement Agreement reflecting increased revenues of \$1,491,783 on a system-wide basis; and

WHEREAS, the attached tariffs implementing new rates are consistent with the negotiated resolution reached by the City and are just, reasonable, and in the public interest; and

WHEREAS, the negotiated resolution of the Company's COSA filing and the resulting rates are, as a whole, in the public interest; and

WHEREAS, the City desires to rescind the COSA tariff that allows for an expedited comprehensive rate review process, thus requiring TGS to file a traditional rate case in the future.

NOW, THEREFORE, BE IT ORDAINED BY THE CITY COUNCIL OF THE CITY OF LOS FRESNOS, TEXAS:

Section 1. That the City Council finds that the existing rates for natural gas service provided by TGS are unreasonable and the new tariffs implementing this Ordinance, which are attached hereto and incorporated herein as Attachment A, are just and reasonable and are hereby adopted.

Section 2. That a rate increase of \$1,491,783 on a system-wide basis.

Section 3. That TGS shall reimburse the reasonable ratemaking expenses of the City in processing the Company's rate application.

Section 4. That to the extent any resolution or ordinance previously adopted by the Council is inconsistent with this Ordinance, it is hereby repealed.

Section 5. That the City Council finds that the existing COSA process needs to be updated, that the existing COSA tariff is rescinded and that the Company shall file a traditional rate case in 2017 with a test year ending December 31, 2016.

Section 6. That the meeting at which this Ordinance was approved was in all things conducted in strict compliance with the Texas Open Meetings Act, Texas Government Code, Chapter 551.

Section 7. That if any one or more sections or clauses of this Ordinance is adjudged to be unconstitutional or invalid, such judgment shall not affect, impair, or invalidate the remaining provisions of this Ordinance and the remaining provisions of the Ordinance shall be interpreted as if the offending section or clause never existed.

Section 8. That the tariffs attached as Attachment A to this Ordinance shall become effective for meters read on and after July 27, 2016, consistent with the COSA tariff.

Section 9. That a copy of this Ordinance shall be sent to TGS, care of Stephanie Houle, 1301 South Mopac, Suite 400, Austin, Texas 78746, and to Geoffrey Gay, Special Counsel to the City, at Lloyd Gosselink Rochelle & Townsend, P.C., P. O. Box 1725, Austin, Texas 78767-1725.

INTRODUCED AND APPROVED on the first reading this _____ day of _____ 2016.

APPROVED AND PASSED on the second reading this _____ day of _____, 2016.

Polo Narvaez, Mayor

ATTEST:

Pam Denny, City Secretary

RESIDENTIAL SERVICE RATE

APPLICABILITY

Applicable to a residential customer in a single dwelling, or in a dwelling unit of a multiple dwelling or residential apartment, or nursing homes, for domestic purposes.

TERRITORY

All customers in the incorporated areas served by the Company in its Rio Grande Valley Service Area.

COST OF SERVICE RATE

During each monthly billing period:

A Customer Charge per meter per month of \$11.25 plus -
All Ccf @ \$ 0.57904 per Ccf

OTHER ADJUSTMENTS

In addition to the Cost of Service set forth above, each customer's bill shall include the following adjustments:

Cost of Gas Component: The basic rates for cost of service set forth above shall be increased by the amount of the Cost of Gas Component for the billing month computed in accordance with the provisions of Rate Schedule 1.

Weather Normalization Adjustment: The billing shall reflect adjustments in accordance with the provisions of the Weather Normalization Adjustment Clause, Rate Schedule WNA.

Conservation Adjustment Clause: Adjustments in accordance with the provisions of the Conservation Adjustment Clause, Rate Schedule 1C, if applicable.

Taxes: Plus applicable taxes and fees (including franchises fees) related to above, see Rate Schedule 1B.

CONDITIONS

Subject in all respects to applicable laws, rules, and regulations from time to time in effect.

COMMERCIAL SERVICE RATE

APPLICABILITY

Applicable to commercial consumers and to consumers not otherwise specifically provided for under any other rate schedule.

TERRITORY

All customers in the incorporated areas served by the Company in its Rio Grande Valley Service Area.

COST OF SERVICE RATE

During each monthly billing period:

A Customer Charge per meter per month of \$31.25 plus (For Commercial Service)

A Customer Charge per meter per month of \$18.75 plus (For Church Service)

All Ccf @ \$ 0.42023 per Ccf

OTHER ADJUSTMENTS

In addition to the Cost of Service set forth above, each customer's bill shall include the following adjustments:

Cost of Gas Component: The basic rates for cost of service set forth above shall be increased by the amount of the Cost of Gas Component for the billing month computed in accordance with the provisions of Rate Schedule 1.

Weather Normalization Adjustment: The billing shall reflect adjustments in accordance with the provisions of the Weather Normalization Adjustment Clause, Rate Schedule WNA.

Conservation Adjustment Clause: Adjustments in accordance with the provisions of the Conservation Adjustment Clause, Rate Schedule 1C, if applicable.

Taxes: Plus applicable taxes and fees (including franchises fees) related to above, see Rate Schedule 1B.

CONDITIONS

1. Subject in all respects to applicable laws, rules, and regulations from time to time in effect.
2. Delivery of Gas hereunder may be interrupted or curtailed at the discretion of the Company, in case of shortage or threatened shortage of gas supply from any cause whatsoever, to conserve gas for residences, hospitals, schools, churches, and other human needs customers as prioritized in the Company's approved Curtailment Program.

INDUSTRIAL SERVICE RATE

APPLICABILITY

Service under this rate schedule is available to any customer whose primary business activity at the location served is included in one of the following classifications of the Standard Industrial Classification Manual of the U.S. Government.

Division B	- Mining - all Major Groups
Division D	- Manufacturing - all Major Groups
Divisions E and J	- Utility and Government - facilities generating power for resale only

TERRITORY

All customers in the incorporated areas served by the Company in its Rio Grande Valley Service Area.

COST OF SERVICE RATE

During each monthly billing period:

A Customer Charge per meter per month of \$66.85 plus -
All Ccf @ \$ 0.50289 per Ccf

OTHER ADJUSTMENTS

In addition to the Cost of Service set forth above, each customer's bill shall include the following adjustments:

Cost of Gas Component: The basic rates for cost of service set forth above shall be increased by the amount of the Cost of Gas Component for the billing month computed in accordance with the provisions of Rate Schedule 1.

Taxes: Plus applicable taxes and fees (including franchises fees) related to above, see Rate Schedule 1B.

CONDITIONS

1. Subject in all respects to applicable laws, rules, and regulations from time to time in effect.
2. Delivery of gas hereunder may be interrupted or curtailed at the discretion of the Company, in case of shortage or threatened shortage of gas supply from any cause whatsoever, to conserve gas for residences, hospitals, schools, churches, and other human needs customers as prioritized in the Company's approved Curtailment Program.

PUBLIC AUTHORITY SERVICE RATE

APPLICABILITY

Applicable to all public and parochial schools and colleges, and to all facilities operated by Governmental agencies not specifically provided for in other rate schedules or special contracts.

TERRITORY

All customers in the incorporated areas served by the Company in its Rio Grande Valley Service Area.

COST OF SERVICE RATE

During each monthly billing period:

A Customer Charge per meter per month of \$35.71 plus -
All Ccf @ \$ 0.44999 per Ccf

OTHER ADJUSTMENTS

In addition to the Cost of Service set forth above, each customer's bill shall include the following adjustments:

Cost of Gas Component: The basic rates for cost of service set forth above shall be increased by the amount of the Cost of Gas Component for the billing month computed in accordance with the provisions of Rate Schedule 1.

Weather Normalization Adjustment: The billing shall reflect adjustments in accordance with the provisions of the Weather Normalization Adjustment Clause, Rate Schedule WNA.

Taxes: Plus applicable taxes and fees (including franchises fees) related to above, see Rate Schedule 1B.

CONDITIONS

1. Subject in all respects to applicable laws, rules, and regulations from time to time in effect.
2. Delivery of gas hereunder may be interrupted or curtailed at the discretion of the Company, in case of shortage or threatened shortage of gas supply from any cause whatsoever, to conserve gas for residences, hospitals, schools, churches, and other human needs customers as prioritized in the Company's approved Curtailment Program.

TRANSPORTATION SERVICE RATEAPPLICABILITY

Service under this rate schedule is available to any customer of Texas Gas Service Company ("Company") and to Qualified Suppliers or Producers supplying natural gas to be transported, pursuant to Rate Schedule T-GEN (General Charges, Provisions and Conditions) for the transportation of customer-owned natural gas through the Company's Rio Grande Valley distribution system for use by customers within the Company's Rio Grande Valley's Service Area or delivered to connecting pipelines. The customer must arrange with its gas supplier to have the customer's gas delivered to one of the Company's existing receipt points for transportation by the Company to the customer's facilities at the customer's delivery point. The receipt points shall be specified by the Company at its reasonable discretion, taking into consideration available capacity, operational constraints, and integrity of the distribution system.

Prior to the execution of a Gas Transportation Service Agreement, customer must represent and certify that its usage shall average five hundred (500) Mcf of gas per month or six thousand (6,000) Mcf annually. The Company shall have the right at all reasonable times, upon prior notice to Customer, to enter onto Customer's premises and inspect Customer's facilities and operations to verify such capability. Customer must agree to notify the Company within a reasonable time if there is any change in Customer's usage. Should Customer's usage capability average less than five hundred (500) Mcf per month or six thousand (6,000) Mcf annually, Customer must so notify the Company and the Company may discontinue service hereunder except as provided in the Gas Transportation Service Agreement.

TERRITORY

All areas served by the Company in its Rio Grande Valley Service Area.

RATE

This rate shall be the sum of Part A, Part B, and Part C as described below.

Part A: A customer charge of \$127.82 per meter per month.

Part B: All volumes of natural gas transported during each month in accordance with this schedule shall be billed at the following Ccf charge:

All Ccf @ \$0.23728 per Ccf

Part C: "Additional Charges to Cost of Service Rate" pursuant to Rate Schedule T-GEN (General Charges, Provisions and Conditions).

CONDITIONS

See the "Special Provisions" and "Conditions" pursuant to Rate Schedule T-GEN (General Charges, Provisions and Conditions)

TRANSPORTATION SERVICE RATE

APPLICABILITY

Service under this rate schedule is available to any customer of Texas Gas Service Company ("Company") and to Qualified Suppliers or Producers supplying natural gas to be transported, pursuant to Rate Schedule T-GEN (General Charges, Provisions and Conditions) for the transportation of customer-owned natural gas through the Company's Rio Grande Valley distribution system for use by customers within the Company's Rio Grande Valley's Service Area or delivered to connecting pipelines. This rate schedule requires a one-year commitment for transportation service. The customer must arrange with its gas supplier to have the customer's gas delivered to one of the Company's existing receipt points for transportation by the Company to the customer's facilities at the customer's delivery point. The receipt points shall be specified by the Company at its reasonable discretion, taking into consideration available capacity, operational constraints, and integrity of the distribution system.

TERRITORY

All areas served by the Company in its Rio Grande Valley Service Area.

RATE

This rate shall be the sum of Part A, Part B, and Part C as described below.

Part A: A customer charge of \$327.82 per meter per month.

Part B: All volumes of natural gas transported during each month in accordance with this schedule shall be billed at the following Ccf charge:

All Ccf @ \$0.06717 per Ccf

Part C: "Additional Charges to Cost of Service Rate" pursuant to Rate Schedule T-GEN (General Charges, Provisions and Conditions).

Minimum Monthly Bill of \$1,500 (from the sum of Part A and Part

B) CONDITIONS

See the "Special Provisions" and "Conditions" pursuant to Rate Schedule T-GEN (General Charges, Provisions and Conditions)

City Council
200 North Brazil
Los Fresnos, TX 78566

Meeting: 08/09/16 06:30 PM
Department: City Secretary
Category: Bad Debt
Prepared By: Pam Denny
Initiator: Pam Denny
Sponsors:

SCHEDULED

ACTION ITEM (ID # 1862)

DOC ID: 1862 A

**Approval or rejection to write-off bad debt for utility bills for
fiscal year 2013-2014.**

Attached is a list of bad debts not collected on water, wastewater and garbage. When individuals move out of town, they sometimes leave an unpaid balance on their bill. The deposit of \$150 does not always cover the amount. This is for the fiscal year 2013-2014, ending on September 30, 2014. The amount of write off for garbage is \$1,208.65. The amount of write off for water is \$2,394.65. The amount of write off for wastewater is \$1,652.32. The total amount of write off is \$5,255.62. During this fiscal year we billed a total amount of \$2,302,180.08. This is less than 1/4 of 1% (0.0023), which is very good.

I recommend approval.

07-27-2016 10:05 AM
 G/L POSTING DATE: 7/27/2016
 PACKET: 9410
 POSTING TYPE: BOTH
 COMMENT CODE: BAD -BAD DEBT
 FLAG ACCOUNT: NO

W R I T E O F F A U D I T R E G I S T E R
 ** TRANSFER TO BAD DEBT **

ACCOUNT NO	NAME	BALANCE LAST BILL						
01-02650-06-0	GARZA, IDIA AZUCENA	42.67	100-WATER	25.17	200-SEWER	9.31	300-GBG-R	6.93
** LAST PAYMENT MADE:	10/01/2013	11/20/2013	800-PEN-WS	0.93	801-PEN-GB	0.33		
01-06200-13-0	CONTRERAS, JOSE	241.55	100-WATER	76.77	200-SEWER	79.88	300-GBG-R	49.54
** LAST PAYMENT MADE:	2/27/2014	4/20/2014	800-PEN-WS	27.78	801-PEN-GB	7.58		
01-12600-03-0	GATES, LILLIAN RUTH	5.93	100-WATER	4.05	200-SEWER	0.92	300-GBG-R	0.96
** LAST PAYMENT MADE:	7/11/2014	7/20/2014						
01-13960-09-0	RODRIGUEZ, CHRISTINA A	31.09	100-WATER	21.32	200-SEWER	5.86	300-GBG-R	3.91
** LAST PAYMENT MADE:	11/15/2013	12/20/2013						
01-17340-09-0	MARTINEZ, NOE JR	63.88	100-WATER	27.94	200-SEWER	21.60	300-GBG-R	12.07
** LAST PAYMENT MADE:	4/01/2014	5/20/2014	800-PEN-WS	1.75	801-PEN-GB	0.52		
01-18900-04-0	TURNER, ROY	40.47	100-WATER	26.80	200-SEWER	7.93	300-GBG-R	5.74
** LAST PAYMENT MADE:	5/13/2014	6/20/2014						
02-01930-24-0	CORTEZ, PRESLEY	134.02	100-WATER	40.03	200-SEWER	47.77	300-GBG-R	31.85
** LAST PAYMENT MADE:	7/02/2014	9/20/2014	800-PEN-WS	10.98	801-PEN-GB	3.39		
02-02000-16-0	VASQUEZ, CHRISTINA	78.58	100-WATER	21.93	200-SEWER	32.51	300-GBG-R	21.67
** LAST PAYMENT MADE:	1/16/2014	2/20/2014	800-PEN-WS	1.87	801-PEN-GB	0.60		
02-02000-17-0	SALDANA, ADAM N	337.09	100-WATER	155.31	200-SEWER	66.21	300-GBG-R	68.42
** LAST PAYMENT MADE:	7/02/2014	9/20/2014	800-PEN-WS	37.61	801-PEN-GB	9.54		
02-04650-06-0	FLORES, JOSE ALBERTO	224.25	100-WATER	67.53	200-SEWER	73.23	300-GBG-R	51.93
** LAST PAYMENT MADE:	12/31/2013	2/20/2014	800-PEN-WS	24.19	801-PEN-GB	7.37		
02-05600-15-0	MUNIZ, MARIA C	0.24	100-WATER	0.10	200-SEWER	0.09	300-GBG-R	0.05
** LAST PAYMENT MADE:	5/12/2014	6/20/2014						
02-07700-10-0	VILLARREAL, IRENE G	43.65	100-WATER	23.25	200-SEWER	11.68	300-GBG-R	7.80
** LAST PAYMENT MADE:	4/17/2014	6/20/2014	800-PEN-WS	0.67	801-PEN-GB	0.25		
02-10411-03-0	LOS CORRALES MEAT MARKET	35.13	100-WATER	17.34	200-SEWER	17.79		
** LAST PAYMENT MADE:	12/30/2013	2/20/2014						
02-11100-03-0	GONZALEZ, YVONNE	11.72	100-WATER	4.81	200-SEWER	3.89	300-GBG-R	3.02
** LAST PAYMENT MADE:	10/22/2013	11/20/2013						
02-12450-12-0	BENNETT, JULIA M	233.47	100-WATER	122.62	200-SEWER	51.26	300-GBG-R	38.97
** LAST PAYMENT MADE:	9/17/2013	11/20/2013	800-PEN-WS	17.07	801-PEN-GB	3.55		
02-12450-13-0	GARCIA, LEROY JAMES	158.67	100-WATER	47.10	200-SEWER	60.33	300-GBG-R	33.37
** LAST PAYMENT MADE:	2/26/2014	4/20/2014	800-PEN-WS	13.96	801-PEN-GB	3.91		
02-12960-12-0	LUMBRERAS, ALFONSO	112.60	100-WATER	49.59	200-SEWER	44.31	300-GBG-R	18.70
** LAST PAYMENT MADE:	7/30/2014	8/20/2014						
02-16810-10-0	GOMEZ, JOEL RENE	33.86	100-WATER	11.64	200-SEWER	13.56	300-GBG-R	8.66
** LAST PAYMENT MADE:	7/16/2014	8/20/2014						

Attachment: Bad Debt List for 2013 2014 (1862 : Bad Debt Write-Off)

07-27-2016 10:05 AM
 G/L POSTING DATE: 7/27/2016
 PACKET: 9410
 POSTING TYPE: BOTH
 COMMENT CODE: BAD -BAD DEBT
 FLAG ACCOUNT: NO

W R I T E O F F A U D I T R E G I S T E R
 ** TRANSFER TO BAD DEBT **

Attachment: Bad Debt List for 2013 2014 (1862 : Bad Debt Write-Off)

ACCOUNT NO	NAME	BALANCE LAST BILL						
02-20990-07-0	LARA, RICHARD	149.11	100-WATER	61.45	200-SEWER	53.94	300-GBG-R	26.86
** LAST PAYMENT MADE:	5/15/2014	7/20/2014	800-PEN-WS	5.50	801-PEN-GB	1.36		
02-20990-08-0	LUCAS, KIMBERLY	5.25	100-WATER	1.87	200-SEWER	2.03	300-GBG-R	1.35
** LAST PAYMENT MADE:	8/01/2014	9/20/2014						
02-21388-05-0	GARCIA, OSVALDO DANIEL	96.86	100-WATER	41.41	200-SEWER	30.61	300-GBG-R	20.41
** LAST PAYMENT MADE:	4/03/2014	5/20/2014	800-PEN-WS	3.43	801-PEN-GB	1.00		
02-21445-04-0	MARTINEZ, JOSE A	87.47	100-WATER	32.07	200-SEWER	31.58	300-GBG-R	21.06
** LAST PAYMENT MADE:	6/16/2014	8/20/2014	800-PEN-WS	2.00	801-PEN-GB	0.76		
02-21517-01-0	MANCHA, CYNTHIA	153.21	100-WATER	55.50	200-SEWER	61.96	300-GBG-R	30.85
** LAST PAYMENT MADE:	7/01/2014	8/20/2014	800-PEN-WS	3.97	801-PEN-GB	0.93		
03-01610-00-0	LEWIS, FERRANTE	241.77	100-WATER	68.46	200-SEWER	88.28	300-GBG-R	50.11
** LAST PAYMENT MADE:	7/30/2014	9/20/2014	800-PEN-WS	27.36	801-PEN-GB	7.56		
03-01920-10-0	TAYLOR, GABRIEL	25.06	100-WATER	10.29	200-SEWER	7.40	300-GBG-R	7.37
** LAST PAYMENT MADE:	8/02/2013	2/20/2014						
03-02630-07-0	ROMERO, MARIA ROCIO	49.40	100-WATER	22.43	200-SEWER	13.84	300-GBG-R	12.29
** LAST PAYMENT MADE:	10/30/2013	12/20/2013	800-PEN-WS	0.57	801-PEN-GB	0.27		
03-02840-16-0	GARZA, TRINI LOU	43.57	100-WATER	18.46	200-SEWER	15.37	300-GBG-R	9.74
** LAST PAYMENT MADE:	3/04/2014	3/20/2014						
03-03461-07-0	FRANCO, ALFREDO	124.01	100-WATER	39.62	200-SEWER	40.71	300-GBG-R	30.37
** LAST PAYMENT MADE:	2/19/2014	4/20/2014	800-PEN-WS	10.11	801-PEN-GB	3.20		
03-03543-13-0	GARZA, RICARDO JR	27.88	100-WATER	19.93	200-SEWER	4.58	300-GBG-R	3.22
** LAST PAYMENT MADE:	2/24/2014	3/20/2014	800-PEN-WS	0.11	801-PEN-GB	0.04		
03-06114-04-0	DELEON, ALAN M	123.15	100-WATER	38.76	200-SEWER	50.31	300-GBG-R	29.41
** LAST PAYMENT MADE:	10/31/2013	12/20/2013	800-PEN-WS	3.64	801-PEN-GB	1.03		
03-06117-05-0	QUINTANILLA, JUANA M	153.62	100-WATER	55.81	200-SEWER	59.70	300-GBG-R	32.51
** LAST PAYMENT MADE:	2/28/2014	4/20/2014	800-PEN-WS	4.34	801-PEN-GB	1.26		
03-06125-04-0	TORRES, MARY ANN	62.27	100-WATER	21.95	200-SEWER	20.17	300-GBG-R	19.51
** LAST PAYMENT MADE:	7/02/2014	8/20/2014	800-PEN-WS	0.43	801-PEN-GB	0.21		
03-06134-04-0	GUAJARDO, ABEL	17.61	100-WATER	8.74	200-SEWER	5.32	300-GBG-R	3.55
** LAST PAYMENT MADE:	1/31/2014	2/20/2014						
03-06135-03-0	GARZA, MERIDA	232.00	100-WATER	106.25	200-SEWER	59.71	300-GBG-R	51.54
** LAST PAYMENT MADE:	7/30/2014	9/20/2014	800-PEN-WS	11.62	801-PEN-GB	2.88		
03-06143-03-0	FLORES, ARTEMIO JR	76.49	100-WATER	38.34	200-SEWER	22.13	300-GBG-R	12.04
** LAST PAYMENT MADE:	1/03/2014	2/20/2014	800-PEN-WS	3.15	801-PEN-GB	0.83		
03-06144-09-0	CARBALLO, YAMILETH S	25.10	100-WATER	13.99	200-SEWER	7.46	300-GBG-R	3.65
** LAST PAYMENT MADE:	6/24/2014	7/20/2014						

07-27-2016 10:05 AM
 G/L POSTING DATE: 7/27/2016
 PACKET: 9410
 POSTING TYPE: BOTH
 COMMENT CODE: BAD -BAD DEBT
 FLAG ACCOUNT: NO

W R I T E O F F A U D I T R E G I S T E R
 ** TRANSFER TO BAD DEBT **

PAGE 7
1.4.4.a

ACCOUNT NO	NAME	BALANCE LAST BILL						
03-07150-01-0	GONZALEZ, JOSE R	192.12	100-WATER	67.75	200-SEWER	34.48	300-GBG-R	22.99
** LAST PAYMENT MADE:	7/02/2014	8/20/2014	600-6.25%	1.44	602-2% CTY	0.46	700-PROC	25.00
			703-NSF FE	40.00				
03-09340-00-0	CLASSY CROSSING	101.98	100-WATER	40.25	200-SEWER	22.36	301-GBG-C	39.37
** LAST PAYMENT MADE:	1/05/2016	5/20/2014						
03-13005-09-0	GOMEZ, ERNESTO A	78.03	100-WATER	22.35	200-SEWER	29.50	300-GBG-R	19.67
** LAST PAYMENT MADE:	8/11/2014	9/20/2014	800-PEN-WS	4.66	801-PEN-GB	1.85		
03-13006-07-0	CANTU, YADIRA B	87.47	100-WATER	30.34	200-SEWER	29.90	300-GBG-R	25.04
** LAST PAYMENT MADE:	6/17/2014	8/20/2014	800-PEN-WS	1.57	801-PEN-GB	0.62		
03-13007-10-0	GARZA, ALICIA M	78.21	100-WATER	29.73	200-SEWER	27.51	300-GBG-R	18.34
** LAST PAYMENT MADE:	12/30/2013	2/20/2014	800-PEN-WS	1.91	801-PEN-GB	0.72		
03-16590-05-0	BARREDA, JORGE L	47.92	100-WATER	23.03	200-SEWER	17.06	300-GBG-R	7.83
** LAST PAYMENT MADE:	9/03/2014	9/20/2014						
03-18510-07-0	SUSTAITA, REBECCA ANN	36.13	100-WATER	19.09	200-SEWER	10.16	300-GBG-R	6.78
** LAST PAYMENT MADE:	9/13/2013	11/20/2013	800-PEN-WS	0.08	801-PEN-GB	0.02		
03-18821-04-0	SALDIVAR, AURELIO JR	212.63	100-WATER	80.81	200-SEWER	85.50	300-GBG-R	36.89
** LAST PAYMENT MADE:	10/31/2013	12/20/2013	800-PEN-WS	7.84	801-PEN-GB	1.59		
03-18840-04-0	GARCIA, SONIA F	109.66	100-WATER	56.37	200-SEWER	28.92	300-GBG-R	19.28
** LAST PAYMENT MADE:	10/01/2013	11/20/2013	800-PEN-WS	4.07	801-PEN-GB	1.02		
03-18840-07-0	GARZA, CYNTHIA	47.29	100-WATER	17.15	200-SEWER	18.09	300-GBG-R	12.05
** LAST PAYMENT MADE:	8/26/2014	9/20/2014						
03-18846-01-0	RODRIGUEZ, CRECENCIA	190.93	100-WATER	83.68	200-SEWER	57.16	300-GBG-R	38.91
** LAST PAYMENT MADE:	4/17/2014	6/20/2014	800-PEN-WS	8.75	801-PEN-GB	2.43		
03-19550-00-0	SALDIVAR, HUMBERTO	5.60	100-WATER	1.04	200-SEWER	2.36	300-GBG-R	1.59
** LAST PAYMENT MADE:	4/08/2014	2/20/2014	800-PEN-WS	0.43	801-PEN-GB	0.18		
03-20242-06-0	ZAMORA, GABRIELA	166.45	100-WATER	59.93	200-SEWER	64.02	300-GBG-R	34.51
** LAST PAYMENT MADE:	12/03/2013	1/20/2014	800-PEN-WS	6.59	801-PEN-GB	1.40		
03-20269-05-0	NINO, ANGELA	2.33	100-WATER	1.12	200-SEWER	0.85	300-GBG-R	0.36
** LAST PAYMENT MADE:	8/18/2014	9/20/2014						
03-20334-01-0	CAVALIER, EMELITA	47.57	100-WATER	24.14	200-SEWER	11.36	300-GBG-R	11.00
** LAST PAYMENT MADE:	3/18/2014	5/20/2014	800-PEN-WS	0.75	801-PEN-GB	0.32		
03-20480-06-0	PALLET PRO TEXAS RECYCLERS LL	40.85	100-WATER	21.57	200-SEWER	9.28	301-GBG-C	9.02
** LAST PAYMENT MADE:	4/08/2014	5/20/2014	800-PEN-WS	0.65	801-PEN-GB	0.33		
03-20600-08-0	LAS COMPANAS RESTAURANT & TOR	140.50	100-WATER	31.10	200-SEWER	31.38	301-GBG-C	75.20
** LAST PAYMENT MADE:	4/14/2014	5/20/2014	800-PEN-WS	1.48	801-PEN-GB	1.34		

Attachment: Bad Debt List for 2013 2014 (1862 : Bad Debt Write-Off)

07-27-2016 10:05 AM
G/L POSTING DATE: 7/27/2016
PACKET: 9410
POSTING TYPE: BOTH
COMMENT CODE: BAD -BAD DEBT
FLAG ACCOUNT: NO

WRITE OFF AUDIT REGISTER
** TRANSFER TO BAD DEBT **

ACCOUNT NO	NAME	BALANCE LAST BILL						
03-22755-11-0	RAMOS, TANNIA A	107.44	100-WATER	47.59	200-SEWER	34.32	300-GBG-R	20.01
** LAST PAYMENT MADE: 5/16/2014			7/20/2014	800-PEN-WS	4.37	801-PEN-GB	1.15	
03-29750-05-0	SANCHEZ, ANGELITA M	21.72	100-WATER	10.77	200-SEWER	6.62	300-GBG-R	4.33
** LAST PAYMENT MADE: 9/03/2014			9/20/2014					
03-32031-01-0	BROCK, JACKIE	18.09	100-WATER	7.02	200-SEWER	8.26	300-GBG-R	2.81
** LAST PAYMENT MADE: 3/18/2014			4/20/2014					
TOTALS NUMBER OF ACCOUNTS:			56	5,255.62	100-WATER	2,073.46	200-SEWER	1,652.32
					301-GBG-C	123.59	600-6.25%	1.44
					700-PROC	25.00	703-NSF FE	40.00
					801-PEN-GB	71.34	800-PEN-WS	256.19

ACCOUNT	SOURCE NAME	AMOUNT
01 -1320	ACCOUNTS RECEIVABLE GARBAGE	1,137.31CR
01 -1320.01	PENALTIES RECEIVABLE	71.34CR
01 -512-99115	BAD DEBT EXPENSE	1,200.65
05 -1300	WATER ACCOUNTS RECEIVABLE	2,113.46CR
05 -1301	SEWER ACCOUNTS RECEIVABLE	1,652.32CR
05 -1302	A/R Penalties W & S	256.19CR
05 -1303	A/R RECONNECTION FEES	25.00CR
05 -502-99115	BAD DEBT EXPENSE	2,394.65
05 -534-99115	BAD DEBT EXPENSE	1,652.32

WARNINGS: 0
ERRORS: 0

** END OF REPORT **

Attachment: Bad Debt List for 2013 2014 (1862 : Bad Debt Write-Off)

City Council
200 North Brazil
Los Fresnos, TX 78566

Meeting: 08/09/16 06:30 PM
Department: City Secretary
Category: Budget Amendment
Prepared By: Pam Denny
Initiator: Pam Denny
Sponsors:

SCHEDULED

ACTION ITEM (ID # 1867)

DOC ID: 1867 A

Approval or rejection of a Budget Amendment for fiscal year 2015-2016.

The budget amendments are attached. The revenues are what is will actually be. The park expenditures are various improvements and changes throughout the year. Call with questions.

I recommend approval.

CITY OF LOS FRESNOS BUDGET AMENDMENT

FUND: 01 - General Fund

DEPARTMENT: Revenue

BUDGET AMENDMENT #

DATE POSTED:

[illegible]

Justification/Explanation for change:
Budget was developed with conservative projections. With only 2 months of the year left this is in line with actuals. The property tax difference is due to moving the money to the TIRZ fund.

Dept Head Requesting Change	Date
Mark W. Milum, City Manager	Date

Approved: _____

Celina Gonzales, Finance Director	Date
Polo Narvaez, Mayor	Date

CITY OF LOS FRESNOS BUDGET AMENDMENT

FUND: 01 - General Fund BUDGET AMENDMENT #

DEPARTMENT: 515 - Parks DATE POSTED:

Fund #	G/L Acct #	Description	Approved Budget	(Decrease)	Increase	Amended Budget
01	515 - 01106	Swimming Lessons Instructor	8,000.00		3,700.00	11,700.00
01	515 - 04100	Tools & Supplies	3,000.00		2,000.00	5,000.00
01	515 05100	Electricity (Park)	9,500.00		400.00	9,900.00
01	515 05110	Electricity (Pool)	11,000.00		500.00	11,500.00
01	515 05115	Electricity (Boys & Girls Club)	12,000.00		1,000.00	13,000.00
01	515 07100	Fuel for Vehicles	3,700.00		300.00	4,000.00
01	515 08100	Vehicle Repairs	1,500.00		1,000.00	2,500.00
01	515 11130	Park Maintenance	2,900.00		1,100.00	4,000.00
01	515 11135	Field Maintenance	9,250.00		1,250.00	10,500.00
01	515 12110	Liability Insurance	3,700.00		508.00	4,208.00
01	515 13500	Capital Outlay	20,000.00		9,085.00	29,085.00
01	515 99100	Miscellaneous	300.00		8,800.00	9,100.00
Amendment Total			84,850.00	0.00	29,643.00	114,493.00

Justification/Explanation for change:

More swimming lessons; Repairs at park; Electricity - Unusually hot; Fuel miscalculated; Repairs - Fixed lights for trailers & trucks;
Park Maint - Repairs in RR; Field Maint - Repairs to fences; Insurance higher than expected; Playground - New; Misc - Park & Trail Grant

Dept Head Requesting Change Date
 Approved: Mark W. Milum, City Manager Date

Celina Gonzales, Finance Director | Date
Polo Narvaez, Mayor | Date

City Council
200 North Brazil
Los Fresnos, TX 78566

Meeting: 08/09/16 06:30 PM
Department: City Secretary
Category: Ordinances
Prepared By: Pam Denny
Initiator: Pam Denny
Sponsors:

SCHEDULED

ACTION ITEM (ID # 1848)

DOC ID: 1848 A

Consideration and ACTION to approve the first reading of Ordinance 473 ratifying the agreement between the cities of Los Fresnos and Brownsville, Texas adjusting their common boundary line, releasing certain tracts of land to the City of Brownsville, receiving certain tracts of land presently situated in the city limits of Brownsville into the city limits of the City of Los Fresnos; providing a saving clause; providing a severability clause, and providing for an effective date.

There is not particular regulations in dealing with exchange of territory as we are doing with the City of Brownsville, but TML suggested we put the interlocal agreement language in an ordinance for approval.

I recommend approval.

ORDINANCE NO. 473

AN ORDINANCE RATIFYING THE AGREEMENT BETWEEN THE CITIES OF LOS FRESNOS AND BROWNSVILLE, TEXAS, ADJUSTING THEIR COMMON BOUNDARY LINE; RELEASING CERTAIN TRACTS OF LAND TO THE CITY OF BROWNSVILLE; RECEIVING CERTAIN TRACTS OF LAND PRESENTLY SITUATED IN THE CITY LIMITS OF BROWNSVILLE INTO THE CITY LIMITS OF THE CITY OF LOS FRESNOS; PROVIDING A SAVINGS CLAUSE; PROVIDING A SEVERABILITY CLAUSE; AND PROVIDING FOR AN EFFECTIVE DATE.

This ordinance was introduced and submitted to the City Council for passage and adoption after the second reading of the Ordinance. After presentation and discussion of the Ordinance, a motion was made by _____ that the Ordinance be finally passed and adopted in accordance with the City's Home Rule Charter. The motion was seconded by _____ and carried by the following voted:

Mayor Polo Narvaez	___ For ___ Against ___ Abstained
Councilmember Yolanda H. Cruz	___ For ___ Against ___ Abstained
Councilmember Swain Real	___ For ___ Against ___ Abstained
Councilmember Javier Mendez	___ For ___ Against ___ Abstained
Councilmember Bibi Garza	___ For ___ Against ___ Abstained
Councilmember Gary Minton	___ For ___ Against ___ Abstained

WHEREAS, It is the desire of the cities of Los Fresnos and Brownsville to adjust their common boundary line in order to establish clear lines of demarcation for the most efficient development and delivery of services to the citizens in the area; and

WHEREAS, the cities of Los Fresnos and Brownsville, pursuant to Section 43.031 of the Local Government Code, have entered into a Boundary Adjustment Agreement (the "Agreement"), authorized by City Council on April 15, 2016.

WHEREAS, the City Council of the City of Los Fresnos finds that it is in the public interest of the City to make such an adjustment;

NOW, THEREFORE, BE IT ORDAINED BY THE CITY COUNCIL OF THE CITY OF LOS FRESNOS, TEXAS:

SECTION 1. That the City of Brownsville does hereby release certain tracts of land, along with all extraterritorial jurisdiction pertaining thereto, now within its city limits, exhibit Map A.

SECTION 2. That the City of Brownsville does hereby receive and include certain tracts of land, along with all extraterritorial jurisdiction pertaining thereto, presently situated within the City of Los Fresnos limits of extraterritorial jurisdiction, exhibit Map B.

SECTION 3. That should any sentence, paragraph, subdivision, clause, phrase or section of this Ordinance be adjudged or held to be unconstitutional, illegal, or invalid, the same shall not affect the validity of this Ordinance as a whole or any part or provision thereof other than the part thereof decided to be unconstitutional, illegal, or invalid.

SECTION 4. That the City Secretary is hereby directed to publish the caption of this ordinance one time in the official newspaper of the City of Los Fresnos in accordance with the provisions of the City Charter.

SECTION 5. That upon final passage of this ordinance, the City Secretary shall send a certified copy of this ordinance to the City of Brownsville.

SECTION 6. That this ordinance shall take effect September 1, 2016 and has been accordingly so ordained.

INTRODUCED AND APPROVED on the first reading this _____ day of _____ 2016.

APPROVED AND PASSED on the second reading this _____ day of _____, 2016.

Polo Narvaez, Mayor

ATTEST:

Pam Denny, City Secretary

City Council
200 North Brazil
Los Fresnos, TX 78566

Meeting: 08/09/16 06:30 PM
Department: City Secretary
Category: Agreement
Prepared By: Pam Denny
Initiator: Pam Denny
Sponsors:

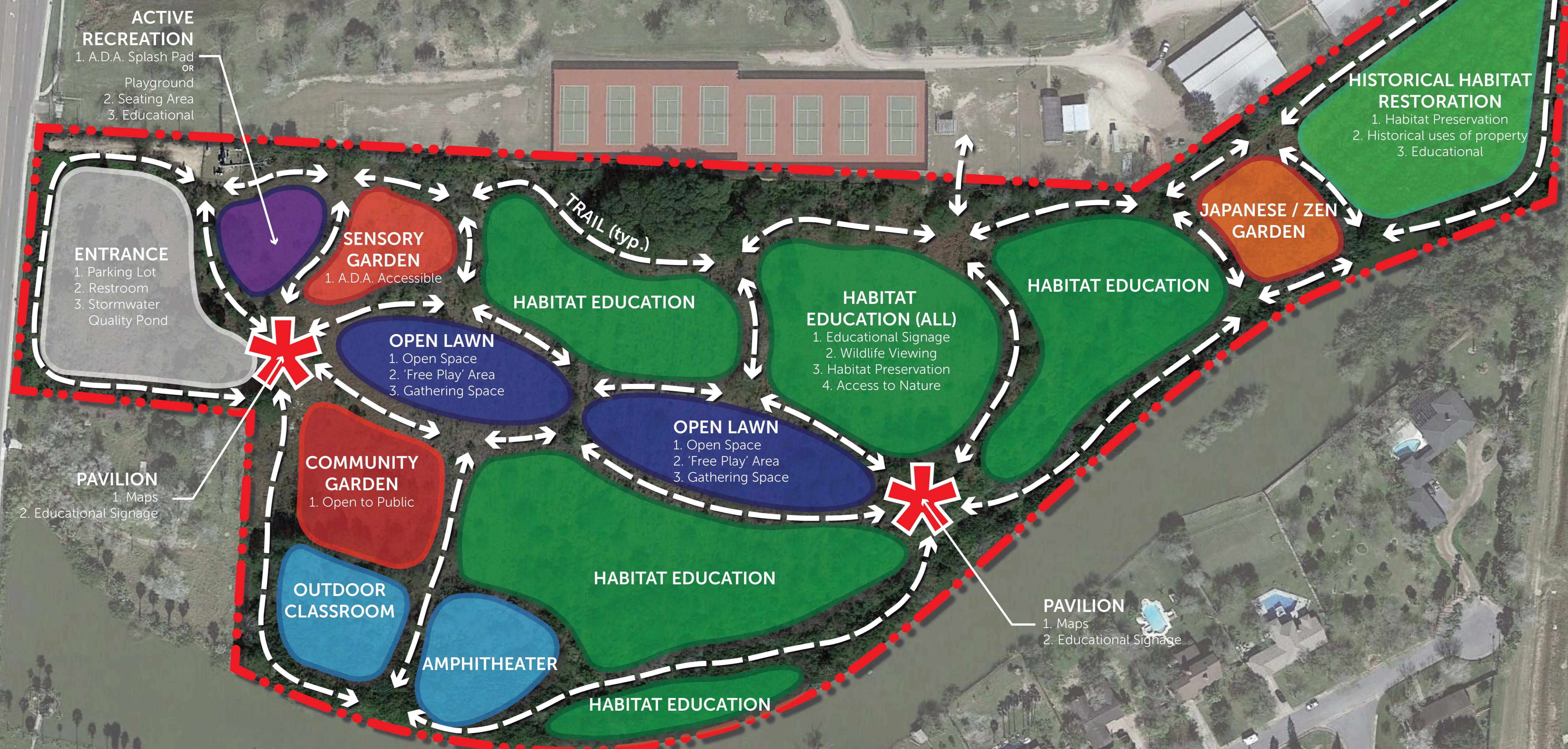
SCHEDULED

ACTION ITEM (ID # 1868)

DOC ID: 1868 A

Consideration and ACTION to approve the design concept plans for the Nature Park.

Naismith will present the design concept for the Nature Park. They will have more details for each area but it was too difficult to put that as an attachment.



City Council
200 North Brazil
Los Fresnos, TX 78566

Meeting: 08/09/16 06:30 PM
Department: City Secretary
Category: Agreement
Prepared By: Pam Denny
Initiator: Pam Denny
Sponsors:

SCHEDULED

ACTION ITEM (ID # 1869)

DOC ID: 1869 A

Consideration and ACTION on an increase in engineering fees for the Hike & Bike Trail.

Halff & Associates will give me an amount they say will cost extra since they will have to move the trails off the ditch bank in 3 areas to meet the demands of the drainage district. I think they should have enough to cover but they claim they will have survey, redraw and redesign again. Once I know the figure I will be able to make additional comments.

City Council
200 North Brazil
Los Fresnos, TX 78566

Meeting: 08/09/16 06:30 PM
Department: City Secretary
Category: Acknowledgments
Prepared By: Pam Denny

SCHEDULED

Initiator: Pam Denny
Sponsors:

ACTION ITEM (ID # 1849)

DOC ID: 1849 A

**Consideration and ACTION to acknowledge Cameron
Appraisal District Chief Appraiser's certification of the 2016
tax roll.**

The net taxable value for 2016 is \$205,250,499, an increase of 11.93%. There are no properties under protest. There are 33 new properties added this year with a value of \$14,729,067 (67%). The amount of the increased values of existing properties is \$7,148,610 (33%). The total amount of increased values is \$21,877,677. The amount of increase for the TIRZ is \$18,522,213 so only \$3,355,464 will be realized in the General Fund Budget (approximately \$23,991.57).

I recommend approval.

CAMERON APPRAISAL DISTRICT

Frutoso M. Gomez, Jr., Chief Appraiser
 P.O. Box 10102021 Amistad Dr.
 San Benito, Texas 78586-1010
www.cameroncad.org
 956-399-9322
 956-541-3365
 956-428-8020
 Fax: 956-399-6969



MEMBERS OF THE BOARD
 Jose Noe Diaz, Sr., Chairman
 Vicente Mendez, Vice Chairperson
 Jesse Villarreal, Secretary
 David Argabright
 David A. Garza
 Roberto Garcia
 Ricardo Morado
 Robert Pinkerton, Jr.
 Herman Otis Powers, Jr.
 Tony Yzaguirre, Jr.

CERTIFICATION OF APPRAISAL ROLL TO ASSESSOR


2016

RE: SECTION §26.01 PROPERTY TAX CODE

I, Frutoso M. Gomez, Jr., Chief Appraiser for the Cameron Appraisal District,
 certify that the Appraisal Review Board approved the appraisal records on July 19, 2016
 and the part of those records as presented herein constitute the 2016 appraisal roll
 for CITY OF LOS FRESNOS
Taxing Unit

ARB Approved Market Value:	<u>\$224,799,779</u>
ARB Approved Net Taxable Value:	<u>\$205,250,499</u>
Market Value Under ARB Review:	<u>\$0</u>

*Value under ARB Review has a potential loss capacity of 2% - 4%.


 Frutoso M. Gomez, Jr., Chief Appraiser

July 19, 2016
 Date

Attachment: 2016 Certified Tax Roll (1849 : Tax Roll Certification)

CAMERON County

2016 CERTIFIED TOTALS

As of Certification

Property Count: 2,616

CLO - CITY OF LOS FRESNOS
ARB Approved Totals

7/19/2016 10:01:08AM

Land		Value			
Homesite:		23,989,078			
Non Homesite:		28,770,136			
Ag Market:		1,741,277			
Timber Market:		0	Total Land	(+)	54,500,491
Improvement		Value			
Homesite:		98,780,211			
Non Homesite:		48,876,697	Total Improvements	(+)	147,656,908
Non Real		Count	Value		
Personal Property:	270		22,642,380		
Mineral Property:	0		0		
Autos:	0		0	Total Non Real	(+)
				Market Value	=
					22,642,380
					224,799,779
Ag		Non Exempt	Exempt		
Total Productivity Market:	1,741,277		0		
Ag Use:	92,657		0	Productivity Loss	(-)
Timber Use:	0		0	Appraised Value	=
Productivity Loss:	1,648,620		0		1,648,620
					223,151,159
				Homestead Cap	(-)
				Assessed Value	=
					2,929,929
				Total Exemptions Amount	(-)
				(Breakdown on Next Page)	14,970,731
				Net Taxable	=
					205,250,499

Freeze	Assessed	Taxable	Actual Tax	Ceiling	Count		
DP	3,974,345	3,947,345	26,012.05	26,497.21	48		
OV65	18,735,686	18,055,046	113,568.41	118,458.94	239		
Total	22,710,031	22,002,391	139,580.46	144,956.15	287	Freeze Taxable	(-)
Tax Rate	0.715000						22,002,391
Transfer	Assessed	Taxable	Post % Taxable	Adjustment	Count		
DP	50,435	50,435	41,140	9,295	1		
Total	50,435	50,435	41,140	9,295	1	Transfer Adjustment	(-)
							9,295
						Freeze Adjusted Taxable	=
							183,238,813

APPROXIMATE LEVY = (FREEZE ADJUSTED TAXABLE * (TAX RATE / 100)) + ACTUAL TAX
 1,449,737.97 = 183,238,813 * (0.715000 / 100) + 139,580.46

Tax Increment Finance Value: 0
 Tax Increment Finance Levy: 0.00

Attachment: 2016 Certified Tax Roll (1849 : Tax Roll Certification)

CAMERON County

2016 CERTIFIED TOTALS

As of Certification

Property Count: 2,616

CLO - CITY OF LOS FRESNOS
ARB Approved Totals

7/19/2016

10:02:30AM

Exemption Breakdown

Exemption	Count	Local	State	Total
AB	1	1,553,944	0	1,553,944
DP	52	0	0	0
DV1	5	0	25,000	25,000
DV1S	1	0	5,000	5,000
DV2	6	0	54,000	54,000
DV2S	1	0	7,500	7,500
DV3	16	0	170,000	170,000
DV4	11	0	108,000	108,000
DV4S	1	0	12,000	12,000
DVHS	13	0	1,351,084	1,351,084
EX	119	0	10,919,558	10,919,558
EX (Prorated)	2	0	29,927	29,927
EX-XV	4	0	708,614	708,614
EX366	11	0	2,104	2,104
OV65	270	0	0	0
OV65S	2	0	0	0
PPV	1	24,000	0	24,000
Totals		1,577,944	13,392,787	14,970,731

Attachment: 2016 Certified Tax Roll (1849 : Tax Roll Certification)

CAMERON County

2016 CERTIFIED TOTALS

As of Certification

Property Count: 2,616

CLO - CITY OF LOS FRESNOS

Grand Totals

7/19/2016

10:01:08AM

Land		Value			
Homesite:		23,989,078			
Non Homesite:		28,770,136			
Ag Market:		1,741,277			
Timber Market:		0	Total Land	(+)	54,500,491
Improvement		Value			
Homesite:		98,780,211			
Non Homesite:		48,876,697	Total Improvements	(+)	147,656,908
Non Real		Count	Value		
Personal Property:	270		22,642,380		
Mineral Property:	0		0		
Autos:	0		0	Total Non Real	(+)
				Market Value	=
					224,799,779
Ag	Non Exempt	Exempt			
Total Productivity Market:	1,741,277	0			
Ag Use:	92,657	0	Productivity Loss	(-)	1,648,620
Timber Use:	0	0	Appraised Value	=	223,151,159
Productivity Loss:	1,648,620	0			
			Homestead Cap	(-)	2,929,929
			Assessed Value	=	220,221,230
			Total Exemptions Amount	(-)	14,970,731
			(Breakdown on Next Page)		
			Net Taxable	=	205,250,499

Freeze	Assessed	Taxable	Actual Tax	Ceiling	Count		
DP	3,974,345	3,947,345	26,012.05	26,497.21	48		
OV65	18,735,686	18,055,046	113,568.41	118,458.94	239		
Total	22,710,031	22,002,391	139,580.46	144,956.15	287	Freeze Taxable	(-) 22,002,391
Tax Rate	0.715000						
Transfer	Assessed	Taxable	Post % Taxable	Adjustment	Count		
DP	50,435	50,435	41,140	9,295	1		
Total	50,435	50,435	41,140	9,295	1	Transfer Adjustment	(-) 9,295
						Freeze Adjusted Taxable	= 183,238,813

APPROXIMATE LEVY = (FREEZE ADJUSTED TAXABLE * (TAX RATE / 100)) + ACTUAL TAX
 1,449,737.97 = 183,238,813 * (0.715000 / 100) + 139,580.46

Tax Increment Finance Value: 0
 Tax Increment Finance Levy: 0.00

Attachment: 2016 Certified Tax Roll (1849 : Tax Roll Certification)

CAMERON County

2016 CERTIFIED TOTALS

As of Certification

Property Count: 2,616

CLO - CITY OF LOS FRESNOS

Grand Totals

7/19/2016

10:02:30AM

Exemption Breakdown

Exemption	Count	Local	State	Total
AB	1	1,553,944	0	1,553,944
DP	52	0	0	0
DV1	5	0	25,000	25,000
DV1S	1	0	5,000	5,000
DV2	6	0	54,000	54,000
DV2S	1	0	7,500	7,500
DV3	16	0	170,000	170,000
DV4	11	0	108,000	108,000
DV4S	1	0	12,000	12,000
DVHS	13	0	1,351,084	1,351,084
EX	119	0	10,919,558	10,919,558
EX (Prorated)	2	0	29,927	29,927
EX-XV	4	0	708,614	708,614
EX366	11	0	2,104	2,104
OV65	270	0	0	0
OV65S	2	0	0	0
PPV	1	24,000	0	24,000
Totals		1,577,944	13,392,787	14,970,731

Attachment: 2016 Certified Tax Roll (1849 : Tax Roll Certification)

CAMERON County

2016 CERTIFIED TOTALS

As of Certification

Property Count: 2,616

CLO - CITY OF LOS FRESNOS
ARB Approved Totals

7/19/2016 10:02:30AM

State Category Breakdown

State Code	Description	Count	Acres	New Value Market	Market Value
A	SINGLE FAMILY RESIDENCE	1,674		\$5,531,420	\$143,907,178
B	MULTIFAMILY RESIDENCE	42		\$90,082	\$6,305,229
C1	VACANT LOTS AND LAND TRACTS	307		\$3,971	\$7,765,731
D1	QUALIFIED OPEN-SPACE LAND	17	235.1570	\$0	\$1,741,277
E	RURAL LAND, NON QUALIFIED OPEN SPA	14	57.3621	\$14,557	\$843,634
F1	COMMERCIAL REAL PROPERTY	144		\$2,180,530	\$29,201,704
J2	GAS DISTRIBUTION SYSTEM	1		\$0	\$164,750
J3	ELECTRIC COMPANY (INCLUDING CO-OP)	6		\$0	\$1,937,580
J4	TELEPHONE COMPANY (INCLUDING CO-O	2		\$0	\$548,175
J5	RAILROAD	3		\$0	\$406,326
J6	PIPELAND COMPANY	1		\$0	\$26,880
J7	CABLE TELEVISION COMPANY	1		\$0	\$1,272,040
J8	OTHER TYPE OF UTILITY	5		\$0	\$741,040
L1	COMMERCIAL PERSONAL PROPERTY	239		\$6,923,811	\$17,610,440
M1	TANGIBLE OTHER PERSONAL, MOBILE H	28		\$1,360	\$57,813
O	RESIDENTIAL INVENTORY	22		\$0	\$554,673
S	SPECIAL INVENTORY TAX	3		\$0	\$31,106
X	TOTALLY EXEMPT PROPERTY	137		\$2,441	\$11,684,203
	Totals		292.5191	\$14,748,172	\$224,799,779

Attachment: 2016 Certified Tax Roll (1849 : Tax Roll Certification)

CAMERON County

2016 CERTIFIED TOTALS

As of Certification

Property Count: 2,616

CLO - CITY OF LOS FRESNOS

Grand Totals

7/19/2016

10:02:30AM

State Category Breakdown

State Code	Description	Count	Acres	New Value Market	Market Value
A	SINGLE FAMILY RESIDENCE	1,674		\$5,531,420	\$143,907,178
B	MULTIFAMILY RESIDENCE	42		\$90,082	\$6,305,229
C1	VACANT LOTS AND LAND TRACTS	307		\$3,971	\$7,765,731
D1	QUALIFIED OPEN-SPACE LAND	17	235.1570	\$0	\$1,741,277
E	RURAL LAND, NON QUALIFIED OPEN SPA	14	57.3621	\$14,557	\$843,634
F1	COMMERCIAL REAL PROPERTY	144		\$2,180,530	\$29,201,704
J2	GAS DISTRIBUTION SYSTEM	1		\$0	\$164,750
J3	ELECTRIC COMPANY (INCLUDING CO-OP)	6		\$0	\$1,937,580
J4	TELEPHONE COMPANY (INCLUDING CO-O	2		\$0	\$548,175
J5	RAILROAD	3		\$0	\$406,326
J6	PIPELAND COMPANY	1		\$0	\$26,880
J7	CABLE TELEVISION COMPANY	1		\$0	\$1,272,040
J8	OTHER TYPE OF UTILITY	5		\$0	\$741,040
L1	COMMERCIAL PERSONAL PROPERTY	239		\$6,923,811	\$17,610,440
M1	TANGIBLE OTHER PERSONAL, MOBILE H	28		\$1,360	\$57,813
O	RESIDENTIAL INVENTORY	22		\$0	\$554,673
S	SPECIAL INVENTORY TAX	3		\$0	\$31,106
X	TOTALLY EXEMPT PROPERTY	137		\$2,441	\$11,684,203
	Totals		292.5191	\$14,748,172	\$224,799,779

Attachment: 2016 Certified Tax Roll (1849 : Tax Roll Certification)

CAMERON County

2016 CERTIFIED TOTALS

As of Certification

Property Count: 2,616

CLO - CITY OF LOS FRESNOS

Effective Rate Assumption

7/19/2016 10:02:30AM

New Value

TOTAL NEW VALUE MARKET:	\$14,748,172
TOTAL NEW VALUE TAXABLE:	\$14,729,067

New Exemptions

Exemption	Description	Count		
EX	Exempt	5	2015 Market Value	\$354,403
EX366	HB366 Exempt	6	2015 Market Value	\$1,871
ABSOLUTE EXEMPTIONS VALUE LOSS				\$356,274

Exemption	Description	Count	Exemption Amount
DP	Disability	2	\$0
DV1	Disabled Veterans 10% - 29%	1	\$5,000
DV2	Disabled Veterans 30% - 49%	2	\$19,500
DV3	Disabled Veterans 50% - 69%	2	\$22,000
DVHS	Disabled Veteran Homestead	1	\$125,556
OV65	Over 65	21	\$0
PARTIAL EXEMPTIONS VALUE LOSS			\$172,056
NEW EXEMPTIONS VALUE LOSS			\$528,330

Increased Exemptions

Exemption	Description	Count	Increased Exemption Amount
-----------	-------------	-------	----------------------------

INCREASED EXEMPTIONS VALUE LOSS

TOTAL EXEMPTIONS VALUE LOSS \$528,330

New Ag / Timber Exemptions**New Annexations****New Deannexations****Average Homestead Value**

Category A and E

Count of HS Residences	Average Market	Average HS Exemption	Average Taxable
1,001	\$93,936	\$2,927	\$91,009
Category A Only			

Count of HS Residences	Average Market	Average HS Exemption	Average Taxable
997	\$93,930	\$2,864	\$91,066

Attachment: 2016 Certified Tax Roll (1849 : Tax Roll Certification)

CAMERON County

2016 CERTIFIED TOTALS
CLO - CITY OF LOS FRESNOS
Lower Value Used

As of Certification

Count of Protested Properties	Total Market Value	Total Value Used
-------------------------------	--------------------	------------------

Attachment: 2016 Certified Tax Roll (1849 : Tax Roll Certification)

<==

Year	2015	2016	
Entity	CLO	CLO	
Description	CITY OF LOS FRESNOS	CITY OF LOS FRESNOS	Value Diff % Diff
Properties	2,583	2,616	33 1.28%
Land Value	52,216,133	54,500,491	2,284,358 4.37%
Imp Value	132,051,462	147,656,908	15,605,446 11.82%
Personal	15,207,761	22,642,380	7,434,619 48.89%
Mineral	0	0	0 0.00%
Market	199,475,356	224,799,779	25,324,423 12.70%
Ag Loss	1,438,682	1,648,620	209,938 14.59%
Cap Loss	294,810	2,929,929	2,635,119 893.84%
Assessed	197,741,864	220,221,230	22,479,366 11.37%
Total Exemptions	14,369,042	14,970,731	601,689 4.19%
Taxable Value	183,372,822	205,250,499	21,877,677 11.93%
Tax Rate	0.715	0.715	0 0.00%
Run Date	06/23/2016	07/19/2016	
Supplement No.	0	0	

City Council
200 North Brazil
Los Fresnos, TX 78566

Meeting: 08/09/16 06:30 PM
Department: City Secretary
Category: Acknowledgments
Prepared By: Pam Denny

SCHEDULED

Initiator: Pam Denny
Sponsors:

ACTION ITEM (ID # 1850)

DOC ID: 1850 A

Consideration and ACTION to acknowledge the Finance Director's certification of the estimated ad valorem tax collection rate for the tax year 2015 and the excess debt tax collecitons for 2015 tax year.

The estimated ad valorem tax collection rate for tax year 2015 is in excess of 100%. This is due to prior year debt collections.

The estimated debt collection for 2015 is \$216,635 with \$7,157 in excess debt tax collection. The \$7,157 will be added to the existing fund balance of \$73,444.01 for a new estimated excess fund balance in the debt fund of \$80,601.01.

I recommend approval.

CITY OF LOS FRESNOS
PROPOSED **DEBT FUND** BUDGET
FISCAL YEAR ENDING SEPTEMBER 30, 2017

	FY 2014-2015		FY 2015-2016		FY 2016-2017	
	ACTUAL	BUDGET	PROJECTED	PROJECTED	PROPOSED	PROPOSED
REVENUES						
DEBT SERVICE						
TOTAL REVENUES	209,955	257,454	264,611		218,076	
EXPENDITURES	\$ 209,955	\$ 257,454	\$ 264,611		\$ 218,076	
DEBT SERVICE	176,265	257,454	257,454		258,076	
TOTAL EXPENDITURES	\$ 176,265	\$ 257,454	\$ 257,454		\$ 258,076	
EXCESS REVENUES(EXPENDITURES)	33,690	-	7,157		(40,000)	

REVENUES					
400-0101 CURRENT PROP TAX	156,824	206,954	216,635	167,576	167,576
400-0105 PROPERTY TAX DISCOUNT	(3,612)	(4,000)	(5,241)	(5,000)	(5,000)
400-0110 DELINQUENT PROPERTY TAXES	6,957	5,000	5,021	5,000	5,000
400-0120 PENALTY, INTEREST & COSTS	-	-	-	-	-
400-0125 CURRENT PENALTY & INTEREST	4,752	4,475	3,171	5,475	5,475
442-1050 INTEREST EARNED	34	25	25	25	25
443-1030 BOND PMTS TSF FROM CDC	45,000	45,000	45,000	45,000	45,000
444-1010 MISCELLANEOUS INCOME					
TOTAL REVENUES	209,955	257,454	264,611	218,076	218,076

EXPENDITURES					
504-30301 COUNTY CONTRACT	1,649	3,500	3,500	3,500	3,500
542-80100 PRINCIPAL PAYMENT-1994	-	-	-	-	-
542-80101 INTEREST EXPENSE-1994	-	-	-	-	-
542-80110 BOND AGENT FEES	-	-	-	-	-
542-80116 PRINCIPAL PAYMENT 2005	95,000	100,000	100,000	105,000	105,000
542-80117 INTEREST EXPENSE 2005	47,051	43,560	43,560	39,870	39,870
543-80110 BOND AGENT FEES	-	1,000	1,000	1,000	1,000
542-80200 PRINCIPAL PAYMENT 2014	-	25,000	25,000	25,000	25,000
542-80201 INTEREST EXPENSE 2014	32,565	83,394	83,394	82,706	82,706
543-80210 BOND AGENT FEES	-	1,000	1,000	1,000	1,000
TOTAL EXPENDITURES	176,265	257,454	257,454	258,076	258,076

BALANCE SHEET

AS OF: JULY 31ST, 2016

10 -DEBT SERVICE

ACCOUNT# TITLE

LIABILITIES

=====

2500	DEFERRED REVENUE	18,861.73	
			18,861.73

TOTAL LIABILITIES			18,861.73
-------------------	--	--	-----------

FUND BALANCE/EQUITY

=====

3500	FUND BALANCE	73,444.01	
			73,444.01

TOTAL FUND BALANCE/EQUITY			73,444.01
---------------------------	--	--	-----------

TOTAL REVENUES	274,375.08
TOTAL EXPENSES	(254,470.77)

EXCESS REVENUES OVER EXPENSES	19,904.31
-------------------------------	-----------

TOTAL LIABILITIES & FUND BALANCE/EQUITY	112,210.05
---	------------

=====

City Council
200 North Brazil
Los Fresnos, TX 78566

Meeting: 08/09/16 06:30 PM
Department: City Secretary
Category: Acknowledgments
Prepared By: Pam Denny

SCHEDULED

Initiator: Pam Denny
Sponsors:

ACTION ITEM (ID # 1851)

DOC ID: 1851 B

Consideration and ACTION to acknowledge the calculations of the City's Effective and Rollback Ad Valorem Tax Rate for tax year 2016 and for fiscal year 2016-2017.

The effective ad valorem tax rate would impose the same total taxes as last year if you compare properties taxed in both years. The effective ad valorem tax rate is \$0.691639 per \$100 valuation. This means that to get the same revenue as last year the tax rate would be \$0.691639 per \$100 valuation instead of our actual rate of \$0.715 per \$100 valuation.

The rollback ad valorem tax rate is the highest tax rate the City could have before taxpayers would be able to start rollback procedures. The rollback ad valorem tax rate is \$1.186903 per \$100 valuation.

I recommend approval.

2016 Effective Tax Rate Worksheet

CITY OF LOS FRESNOS

Date: 08/01/2016 09:58 AM

1. 2015 total taxable value. Enter the amount of 2015 taxable value on the 2015 tax roll today. Include any adjustments since last year's certification; exclude Tax Code Section 25.25(d) one-third over-appraisal corrections from these adjustments. This total includes the taxable value of homesteads with tax ceilings (will deduct in Line 2) and the captured value for tax increment financing (will deduct taxes in Line 14). ¹	\$183,317,376
2. 2015 tax ceilings. Counties, cities and junior college districts. Enter 2015 total taxable value of homesteads with tax ceilings. These include the homesteads of homeowners age 65 or older or disabled. Other taxing units enter 0. If your taxing units adopted the tax ceiling provision in 2015 or a prior year for homeowners age 65 or older or disabled, use this step. ²	\$21,426,598
3. Preliminary 2015 adjusted taxable value. Subtract Line 2 from Line 1.	\$161,890,778
4. 2015 total adopted tax rate.	\$0.715000/\$100
5. 2015 taxable value lost because court appeals of ARB decisions reduced 2015 appraised value. A. Original 2015 ARB Values.	\$0
B. 2015 values resulting from final court decisions.	\$0
C. 2015 value loss. Subtract B from A. ³	\$0
6. 2015 taxable value, adjusted for court-ordered reductions. Add Line 3 and Line 5C.	\$161,890,778
7. 2015 taxable value of property in territory the taxing unit deannexed after Jan. 1, 2015. Enter the 2015 value of property in deannexed territory. ⁴	\$0
8. 2015 taxable value lost because property first qualified for an exemption in 2016. Note that lowering the amount or percentage of an existing exemption does not create a new exemption or reduce taxable value. If the taxing unit increased an original exemption, use the difference between the original exempted amount and the increased exempted amount. Do not include value lost to freeport or goods-in-transit exemptions. A. Absolute exemptions. Use 2015 market value:	\$356,274
B. Partial exemptions. 2016 exemption amount or 2016 percentage exemption times 2015 value:	\$172,056
C. Value loss. Add A and B. ⁵	\$528,330
9. 2015 taxable value lost because property first qualified for agricultural appraisal (1-d or 1-d-1), timber appraisal, recreational/scenic appraisal or public access airport special appraisal in 2016. Use only properties that qualified in 2016 for the first time; do not use properties that qualified in 2015. A. 2015 market value:	\$0
B. 2016 productivity or special appraised value:	\$0

Attachment: 2016 Effective Tax Rate (1851 : Tax Effective & Rollback Calculations)

C. Value loss. Subtract B from A. ⁶	\$0
10. Total adjustments for lost value. Add lines 7, 8C and 9C.	\$528,330
11. 2015 adjusted taxable value. Subtract Line 10 from Line 6.	\$161,362,448
12. Adjusted 2015 taxes. Multiply Line 4 by Line 11 and divide by \$100.	\$1,153,741
13. Taxes refunded for years preceding tax year 2015. Enter the amount of taxes refunded by the taxing unit for tax years preceding tax year 2015. Types of refunds include court decisions, Tax Code Section 25.25(b) and (c) corrections and Tax Code Section 31.11 payment errors. Do not include refunds for tax year 2015. This line applies only to tax years preceding tax year 2015. ⁷	\$92
14. Taxes in tax increment financing (TIF) for tax year 2015. Enter the amount of taxes paid into the tax increment fund for a reinvestment zone as agreed by the taxing unit. If the taxing unit has no 2016 captured appraised value in Line 16D, enter 0. ⁸	\$78,856
15. Adjusted 2015 taxes with refunds and TIF adjustment. Add Lines 12 and 13, subtract Line 14. ⁹	\$1,074,977
16. Total 2016 taxable value on the 2016 certified appraisal roll today. This value includes only certified values and includes the total taxable value of homesteads with tax ceilings (will deduct in Line 18). These homesteads include homeowners age 65 or older or disabled. ¹⁰ A. Certified values: B. Counties: Include railroad rolling stock values certified by the Comptroller's office: C. Pollution control exemption: Deduct the value of property exempted for the current tax year for the first time as pollution control property: D. Tax increment financing: Deduct the 2016 captured appraised value of property taxable by a taxing unit in a tax increment financing zone for which the 2016 taxes will be deposited into the tax increment fund. Do not include any new property value that will be included in Line 21 below. ¹¹ E. Total 2016 value. Add A and B, then subtract C and D.	\$205,250,499 \$0 \$0 \$13,085,209 \$192,165,290
17. Total value of properties under protest or not included on certified appraisal roll. ¹² A. 2016 taxable value of properties under protest. The chief appraiser certifies a list of properties still under ARB protest. The list shows the appraisal district's value and the taxpayer's claimed value, if any, or an estimate of the value if the taxpayer wins. For each of the properties under protest, use the lowest of these values. Enter the total value. ¹³ B. 2016 value of properties not under protest or included on certified appraisal roll. The chief appraiser gives taxing units a list of those taxable properties that the chief appraiser knows about, but are not included in the appraisal roll certification. These properties also are not on the list of properties that are still under protest. On this list of properties, the chief appraiser includes the market value, appraised value and exemptions for the preceding year and a reasonable estimate of the market value, appraised value and exemptions for the current year. Use the lower market, appraised or taxable value (as appropriate). Enter the total value. ¹⁴	\$0 \$0

C. Total value under protest or not certified: Add A and B.	\$0
18. 2016 tax ceilings. Counties, cities and junior colleges enter 2016 total taxable value of homesteads with tax ceilings. These include the homesteads of homeowners age 65 or older or disabled. Other taxing units enter 0. If your taxing units adopted the tax ceiling provision in 2015 or a prior year for homeowners age 65 or older or disabled, use this step. ¹⁵	\$22,011,686
19. 2016 total taxable value. Add Lines 16E and 17C. Subtract Line 18.	\$170,153,604
20. Total 2016 taxable value of properties in territory annexed after Jan. 1, 2015. Include both real and personal property. Enter the 2016 value of property in territory annexed. ¹⁶	\$0
21. Total 2016 taxable value of new improvements and new personal property located in new improvements. New means the item was not on the appraisal roll in 2015. An improvement is a building, structure, fixture or fence erected on or affixed to land. New additions to existing improvements may be included if the appraised value can be determined. New personal property in a new improvement must have been brought into the taxing unit after Jan. 1, 2015, and be located in a new improvement. New improvements do include property on which a tax abatement agreement has expired for 2016. ¹⁷	\$14,729,067
22. Total adjustments to the 2016 taxable value. Add Lines 20 and 21.	\$14,729,067
23. 2016 adjusted taxable value. Subtract Line 22 from Line 19.	\$155,424,537
24. 2016 effective tax rate. Divide Line 15 by Line 23 and multiply by \$100. ¹⁸	\$0.691639/\$100
25. COUNTIES ONLY. Add together the effective tax rates for each type of tax the county levies. The total is the 2016 county effective tax rate. ¹⁹	

A county, city or hospital district that adopted the additional sales tax in November 2015 or in May 2016 must adjust its effective tax rate. The Additional Sales Tax Rate Worksheet sets out this adjustment. Do not forget to complete the Additional Sales Tax Rate Worksheet if the taxing unit adopted the additional sales tax on these dates.

¹Tex. Tax Code Section 26.012(14)

²Tex. Tax Code Section 26.012(14)

³Tex. Tax Code Section 26.012(13)

⁴Tex. Tax Code Section 26.012(15)

⁵Tex. Tax Code Section 26.012(15)

⁶Tex. Tax Code Section 26.012(15)

⁷Tex. Tax Code Section 26.012(13)

⁸Tex. Tax Code Section 26.03(c)

⁹Tex. Tax Code Section 26.012(13)

¹⁰Tex. Tax Code Section 26.012(15)

¹¹Tex. Tax Code Section 26.03(c)

¹²Tex. Tax Code Section 26.01(c)

¹³Tex. Tax Code Section 26.04 and 26.041

¹⁴Tex. Tax Code Section 26.04 and 26.041

¹⁵Tex. Tax Code Section 26.012(6)

¹⁶Tex. Tax Code Section 26.012(17)

¹⁷Tex. Tax Code Section 26.012(17)

¹⁸Tex. Tax Code Section 26.04(c)

¹⁹Tex. Tax Code Section 26.04(d)

2016 Rollback Tax Rate Worksheet

CITY OF LOS FRESNOS

Date: 08/01/2016

26. 2015 maintenance and operations (M&O) tax rate.	\$0.587341/\$100
27. 2015 adjusted taxable value. Enter the amount from Line 11.	\$161,362,448
28. 2015 M&O taxes. <p>A. Multiply Line 26 by Line 27 and divide by \$100. \$947,747</p> <p>B. Cities, counties and hospital districts with additional sales tax: Amount of additional sales tax collected and spent on M&O expenses in 2015. Enter amount from full year's sales tax revenue spent for M&O in 2015 fiscal year, if any. Other taxing units enter 0. Counties exclude any amount that was spent for economic development grants from the amount of sales tax spent. \$663,560</p> <p>C. Counties: Enter the amount for the state criminal justice mandate. If second or later year, the amount is for increased cost above last year's amount. Other taxing units enter 0. \$0</p> <p>D. Transferring function: If discontinuing all of a department, function or activity and transferring it to another taxing unit by written contract, enter the amount spent by the taxing unit discontinuing the function in the 12 months preceding the month of this calculation. If the taxing unit did not operate this function for this 12-month period, use the amount spent in the last full fiscal year in which the taxing unit operated the function. The taxing unit discontinuing the function will subtract this amount in H below. The taxing unit receiving the function will add this amount in H below. Other taxing units enter 0. \$0</p> <p>E. Taxes refunded for years preceding tax year 2015: Enter the amount of M&O taxes refunded in the preceding year for taxes before that year. Types of refunds include court decisions, Tax Code Section 25.25(b) and (c) corrections and Tax Code Section 31.11 payment errors. Do not include refunds for tax year 2015. This line applies only to tax years preceding tax year 2015. \$79</p> <p>F. Enhanced indigent health care expenditures: Enter the increased amount for the current year's enhanced indigent health care expenditures above the preceding tax year's enhanced indigent health care expenditures, less any state assistance. \$0</p> <p>G. Taxes in TIF: Enter the amount of taxes paid into the tax increment fund for a reinvestment zone as agreed by the taxing unit. If the taxing unit has no 2016 captured appraised value in Line 16D, enter 0. \$78,856</p> <p>H. Adjusted M&O Taxes. Add A, B, C, E and F. For unit with D, subtract if discontinuing function and add if receiving function. Subtract G. \$1,532,530</p>	
29. 2016 adjusted taxable value. Enter Line 23 from the Effective Tax Rate Worksheet.	\$155,424,537
30. 2016 effective maintenance and operations rate. Divide Line 28H by Line 29 and multiply by \$100.	\$0.986028/\$100
31. 2016 rollback maintenance and operation rate. Multiply Line 30 by 1.08.	\$1.064910/\$100

Attachment: 2016 Effective Tax Rate (1851 : Tax Effective & Rollback Calculations)

<p>32. Total 2016 debt to be paid with property taxes and additional sales tax revenue. "Debt" means the interest and principal that will be paid on debts that:</p> <ul style="list-style-type: none"> (1) are paid by property taxes, (2) are secured by property taxes, (3) are scheduled for payment over a period longer than one year and (4) are not classified in the taxing unit's budget as M&O expenses. <p>A. Debt also includes contractual payments to other taxing units that have incurred debts on behalf of this taxing unit, if those debts meet the four conditions above. Include only amounts that will be paid from property tax revenue. Do not include appraisal district budget payments. List the debt in Schedule B: Debt Service.</p> <p>B. Subtract unencumbered fund amount used to reduce total debt.</p> <p>C. Subtract amount paid from other resources.</p> <p>D. Adjusted debt. Subtract B and C from A.</p>	<p>\$252,576</p> <p>\$0</p> <p>\$45,000</p> <p>\$207,576</p>
<p>33. Certified 2015 excess debt collections. Enter the amount certified by the collector.</p>	<p>\$0</p>
<p>34. Adjusted 2016 debt. Subtract Line 33 from Line 32D.</p>	<p>\$207,576</p>
<p>35. Certified 2016 anticipated collection rate. Enter the rate certified by the collector. If the rate is 100 percent or greater, enter 100 percent.</p>	<p>100.00%</p>
<p>36. 2016 debt adjusted for collections. Divide Line 34 by Line 35</p>	<p>\$207,576</p>
<p>37. 2016 total taxable value. Enter the amount on Line 19.</p>	<p>\$170,153,604</p>
<p>38. 2016 debt tax rate. Divide Line 36 by Line 37 and multiply by \$100.</p>	<p>\$0.121993/\$100</p>
<p>39. 2016 rollback tax rate. Add Lines 31 and 38.</p>	<p>\$1.186903/\$100</p>
<p>40. COUNTIES ONLY. Add together the rollback tax rates for each type of tax the county levies. The total is the 2016 county rollback tax rate.</p>	

A taxing unit that adopted the additional sales tax must complete the lines for the Additional Sales Tax Rate. A taxing unit seeking additional rollback protection for pollution control expenses completes the Additional Rollback Protection for Pollution Control.

2016 Additional Sales Tax Rate Worksheet

CITY OF LOS FRESNOS

Date: 08/01/2016

41. Taxable Sales. For taxing units that adopted the sales tax in November 2015 or May 2016, enter the Comptroller's estimate of taxable sales for the previous four quarters. ¹ Taxing units that adopted the sales tax before November 2015, skip this line.	\$0
42. Estimated sales tax revenue. Counties exclude any amount that is or will be spent for economic development grants from the amount of estimated sales tax revenue. ² Taxing units that adopted the sales tax in November 2015 or in May 2016. Multiply the amount on Line 41 by the sales tax rate (.01, .005 or .0025, as applicable) and multiply the result by .95. ³ - or - Taxing units that adopted the sales tax before November 2015. Enter the sales tax revenue for the previous four quarters. Do not multiply by .95.	\$663,560
43. 2016 total taxable value. Enter the amount from Line 37 of the Rollback Tax Rate Worksheet.	\$170,153,604
44. Sales tax adjustment rate. Divide Line 42 by Line 43 and multiply by \$100.	\$0.389978/\$100
45. 2016 effective tax rate, unadjusted for sales tax. Enter the rate from Line 24 or 25, as applicable, on the Effective Tax Rate Worksheet.	\$0.691639/\$100
46. 2016 effective tax rate, adjusted for sales tax. ⁴ Taxing units that adopted the sales tax in November 2015 or in May 2016. Subtract Line 44 from Line 45. Skip to Line 47 if you adopted the additional sales tax before November 2015.	\$0.691639/\$100
47. 2016 rollback tax rate, unadjusted for sales tax. ⁵ Enter the rate from Line 39 or 40, as applicable, of the Rollback Tax Rate Worksheet.	\$1.186903/\$100
48. 2016 rollback tax rate, adjusted for sales tax. Subtract Line 44 from Line 47.	\$0.796925/\$100

¹Tex. Tax Code Section 26.041(d)²Tex. Tax Code Section 26.041(i)³Tex. Tax Code Section 26.041(d)⁴Tex. Tax Code Section 26.04(c)⁵Tex. Tax Code Section 26.04(c)

2016 Property Tax Rates in CITY OF LOS FRESNOS

This notice concerns the 2016 property tax rates for CITY OF LOS FRESNOS. It presents information about three tax rates. Last year's tax rate is the actual tax rate the taxing unit used to determine property taxes last year. This year's *effective* tax rate would impose the same total taxes as last year if you compare properties taxed in both years. This year's *rollback* tax rate is the highest tax rate the taxing unit can set before taxpayers start rollback procedures. In each case these rates are found by dividing the total amount of taxes by the tax base (the total value of taxable property) with adjustments as required by state law. The rates are given per \$100 of property value.

Last year's tax rate:

Last year's operating taxes	\$950,926
Last year's debt taxes	\$206,685
Last year's total taxes	\$1,157,611
Last year's tax base	\$161,903,636
Last year's total tax rate	\$0.715000/\$100

This year's effective tax rate:

Last year's adjusted taxes (after subtracting taxes on lost property)	\$1,074,977
÷ This year's adjusted tax base (after subtracting value of new property)	\$155,424,537
=This year's effective tax rate (Maximum rate unless unit publishes notices and holds hearings.)	\$0.691639/\$100

This year's rollback tax rate:

Last year's adjusted operating taxes (after subtracting taxes on lost property and adjusting for any transferred function, tax increment financing, state criminal justice mandate, and/or enhanced indigent healthcare expenditures)	\$1,532,530
÷ This year's adjusted tax base	\$155,424,537
=This year's effective operating rate	\$0.986028/\$100
x 1.08=this year's maximum operating rate	\$1.064910/\$100
+ This year's debt rate	\$0.121993/\$100
= This year's total rollback rate	\$1.186903/\$100
-Sales tax adjustment rate	\$0.389978/\$100
=Rollback tax rate	\$0.796925/\$100

Statement of Increase/Decrease

If CITY OF LOS FRESNOS adopts a 2016 tax rate equal to the effective tax rate of \$0.691639 per \$100 of value, taxes would increase compared to 2015 taxes by \$19,238.

Schedule A - Unencumbered Fund Balance

The following estimated balances will be left in the unit's property tax accounts at the end of the fiscal year. These balances are not encumbered by a corresponding debt obligation.

Type of Property Tax Fund	Balance
General	1,034,558

Schedule B - 2016 Debt Service

The unit plans to pay the following amounts for long-term debts that are secured by property taxes. These amounts will be paid from property tax revenues (or additional sales tax revenues, if applicable).

Description of Debt	Principal or Contract Payment to be Paid from Property Taxes	Interest to be Paid from Property Taxes	Other Amounts to be Paid	Total Payment
Series 2005 Comb. Tax C.O. 105,000		39,870	0	144,870
Series 2014 Comb. Tax C.O. 25,000		82,706	0	107,706

Total required for 2016 debt service	\$252,576
- Amount (if any) paid from Schedule A	\$0
- Amount (if any) paid from other resources	\$45,000
- Excess collections last year	\$0
= Total to be paid from taxes in 2016	\$207,576
+ Amount added in anticipation that the unit will collect only 100.00% of its taxes in 2016	\$0

= Total debt levy

\$207,576

Schedule C - Expected Revenue from Additional Sales Tax

In calculating its effective and rollback tax rates, the unit estimated that it will receive \$663,560 in additional sales and use tax revenues.

This notice contains a summary of actual effective and rollback tax rates' calculations. You can inspect a copy of the full calculations at 964 E Harrison; Brownsville TX 78520.

Name of person preparing this notice: Jesse Garcia Jr RTA CTA CSA

Title: Chief Deputy

Date Prepared: 08/01/2016

City Council
200 North Brazil
Los Fresnos, TX 78566

Meeting: 08/09/16 06:30 PM
Department: City Secretary
Category: Tax Rate
Prepared By: Pam Denny
Initiator: Pam Denny
Sponsors:

SCHEDULED

ACTION ITEM (ID # 1852)

DOC ID: 1852 C

Consideration and ACTION to propose a tax rate for tax year 2016, take a record vote, and set dates for public hearing (if necessary).

The proposed 2016-2017 fiscal year budget will keep the ad valorem tax rate at \$0.715 per \$100 valuation just as it has been for the last 9 years. This will be the 10th year in a row the ad valorem tax rate is at \$0.715 per \$100 valuation. The effective ad valorem tax rate for 2016-2017 is \$0.691639 per \$100 valuation. Remember, the effective ad valorem tax rate would impose the same total taxes as last year if you compare properties taxed in both years. Leaving the tax rate at \$0.715 per \$100 valuation means we will receive more in revenue in the new budget than we currently are getting when comparing the same properties. Since we are leaving the ad valorem tax rate at \$0.715 per \$100 valuation, we will need to hold 2 public hearings as we will receive more revenue than last year. The amount received will be approximately \$36,308.73 more than last year. The dates of the public hearings are included on the attachment (August 25 & August 30 both at 6:00 P.M.)

I recommend the ad valorem property tax rate of \$0.715 per \$100 valuation for the 2016-2017 fiscal year budget.

2016 PLANNING CALENDAR **WITH TAX INCREASE (#2)**

The dates below must be met by Administration and City Council in order to pass the 2016/2017 Fiscal Year Budgets and 2016 Tax Rate.

June 16 th	Distributes budget information packets, including budget forms and instructions to department heads.
June 21 st	Budget meeting with Chief of Police at 9:00 a.m.
June 23 rd & 24 th	City Manager and Finance Director budget meeting.
July 15 th	Send letter to Cameron County Tax Office with all information needed to prepare Effective & Rollback Tax Rate Worksheet.
July 20 th	Deadline for ARB to approve appraisal records.
July 25 th	Deadline for Chief Appraiser to certify rolls to taxing units.
July 26 th	Budget meeting with City Secretary and Municipal Court at 9:00 a.m., Librarian at 11:00 a.m., and IT at 2:00 p.m.
July 28 th	Budget meeting with Public Works Director at 9:00 a.m.
July 28 th	Cameron County Tax Office to send Calculation of effective and rollback tax rates to City no later than 10:00 a.m. for publication in newspaper.
July 28 th	City Secretary to send effective and rollback tax notice to newspaper and post on City's web site.
August 1 st & 2 nd	City Manager and Finance Director budget meetings.
August 3 rd	Publication of effective and rollback tax rates; statement and schedules.
August 3 rd	72-hour notice for meeting
August 5 th	Finance Director submits Proposed 2016-2017 Budgets to City Secretary. (Proposed budget must be filed with City Secretary not less than 30 days prior to the time the City Council passes the tax levy ordinance for current fiscal year.)
August 9 th	1 st budget workshop. Certification by Finance Director of anticipated ad valorem collection rate for tax year 2016 and the excess debt rate collections for tax year 2015. Discuss tax rate for

2016; if proposed tax rate will exceed the rollback rate or the effective tax rate (whichever is lower), take record vote and schedule public hearing.(August 25 and August 30)

August 10 th	Send letter to Cameron County Tax Office to prepare Notice of Public Hearing on Tax Increase (if necessary)
August 11 th	Send Notice of Public Hearing on Tax Increase to newspaper and post on website. Send notice of public hearing for budget.
August 17 th	Publication of Notice of Public Hearings on Tax Increase (if necessary)
August 17 th	72-hour notice for meeting
August 25 th	Meeting of governing body for 2 nd Budget Workshop and announce date of public hearing for budget. (August 30) and 1 st public hearing on tax increase (if necessary)
August 26 th	72-hour notice for meeting
August 30 th	Meeting of governing body for 2 nd public hearing on tax increase, schedule and announce meeting to adopt tax rate and public hearing on budget.
August 31 st	Send letter to Cameron County Tax Office to Prepare Notice of Tax Revenue Increase. (if necessary)
September 1 st	Send notice to newspaper to publish Notice of Tax Revenue Increase.
September 7 ^h	Publication of Notice of Tax Revenue Increase.
September 7 th	72-hour notice for meeting
September 13 th	Meeting of governing body to adopt the first reading of Ordinances to adopt budget and tax rate.
September 15 th	Meeting of governing body on second reading of Ordinances to adopt budget and tax rate.
September 23 rd	Copy of final budget needs to be filed with the City Secretary.
September 28 th	City Secretary files budget with County Clerk
October 1 st	New fiscal year begins.

City Council
200 North Brazil
Los Fresnos, TX 78566

Meeting: 08/09/16 06:30 PM
Department: City Secretary
Category: Appointment
Prepared By: Pam Denny
Initiator: Pam Denny
Sponsors:

SCHEDULED

ACTION ITEM (ID # 1853)

DOC ID: 1853 A

Consideration and ACTION to appoint a person to the Los Fresnos Housing Authority.

The Housing Authority is in need of a member to serve. Merced Burnias has resigned his position that expires 10/1/16. Attached is a copy of the application if you have someone willing to serve you can have them fill it out and return to Pam. Meetings are held on the third Wednesday of the month at 7:00 pm.

We were notified this morning that Dr. Eliseo Ruiz has volunteered to serve on the Housing Authority. He is out of town and can't get the form but I believe everyone knows him.

Citizen application for appointment to a City of Los Fresnos Board Seat

Please return to: City Secretary, 200 N. Brazil Street, Los Fresnos, TX 78566

ALL INFORMATION ON THIS FORM IS PUBLIC RECORD

PLEASE TYPE OR PRINT CLEARLY

NAME _____
 (Last) (First) (MI)

HOME ADDRESS _____

MAILING ADDRESS _____

CITY _____ **ZIP** _____

HOME PHONE NUMBER: _____ **CELL NUMBER:** _____

E-MAIL ADDRESS: _____

EMPLOYER _____

OCCUPATION _____

BUSINESS ADDRESS _____

BUSINESS PHONE # _____

COMMITTEES OF INTEREST TO YOU

(List no more than 3 committees - please be specific)

1. _____
2. _____
3. _____

What education or special training do you have which you feel particularly fits you for the appointment to this position? (attach a resume or bio if relevant)

What work experience or other experience do you have which will be beneficial in carrying out the responsibilities of this position?

Why are you interested in serving on this Committee? _____

Other Volunteer Commitments? _____

SIGNATURE OF APPLICANT

DATE

City Council
200 North Brazil
Los Fresnos, TX 78566

Meeting: 08/09/16 06:30 PM
Department: City Secretary
Category: Report
Prepared By: Pam Denny
Initiator: Pam Denny
Sponsors:

SCHEDULED

ACTION ITEM (ID # 1854)

DOC ID: 1854 B

**A. Wastewater Plant Expansion B. Los Fresnos Nature Park
C. Hike & Bike Trails D. Hazardous Mitigation Plan E.
Certificates of Obligation F. Montes-Castro Park G. New City
Hall H. Welcome Sign**

- A. Wastewater Plant Expansion - With vacations and budget meetings we have not progressed on this. We will address as soon as we can.
- B. Nature Park - Naismith will have a presentation on this agenda for consideration.
- C. Hike & Bike Trails - Halff has the preliminary drawings are done but the drainage district will not allow the trails in some areas. I am waiting to hear from Halff as they say it will cost more for engineering. I should have the information for the meeting.
- D. Hazardous Mitigation Plan - We are waiting for them to finish the draft report. That will be on the agenda for you to consider once it is complete. They are purposefully delaying for the Cities to get our of their budget times.
- E. Certificates of Obligation - There is no change from last month. Work on the Whipple Road wastewater design project is continuing. We should have something in October.
- F. Montes-Castro Park - Naismith should have a layout for the park for the September meeting.
- G. New City Hall - Now that we had our meeting and the information on the TIRZ we can proceed with hopefully street funding through that, we will get the Financial Advisors to look at the impact of the new city hall. We'll work out a time for them to present in the next 2 months.
- H. Welcome Sign - The location of the sign on the IES property on west Highway 100 has been determined. Gomez, Mendez & Saenz is getting the bid documents ready so we can go out for bids.

City Council
200 North Brazil
Los Fresnos, TX 78566

Meeting: 08/09/16 06:30 PM
Department: City Secretary
Category: Report
Prepared By: Pam Denny
Initiator: Pam Denny
Sponsors:

SCHEDULED

ACTION ITEM (ID # 1855)

DOC ID: 1855 A

Financial Report 1. Monthly Report 2. Year-to-Date

Call with questions.

CITY OF LOS FRESNOS
REVENUE & EXPENSE REPORT (UNAUDITED)
AS OF: JULY 31ST, 2016

01 -GENERAL FUND

FINANCIAL SUMMARY

% OF YEAR COMPLETED: 83.33

	CURRENT BUDGET	CURRENT PERIOD	YEAR TO DATE ACTUAL	TOTAL ENCUMBERED	BUDGET BALANCE	% YTD BUDGET
<u>REVENUE SUMMARY</u>						
00-PROPERTY TAXES	1,147,038	20,904.99	1,140,331.29	0.00	6,706.71	99.42
30-NONPROPERTY TAXES	1,219,691	134,474.11	1,128,060.83	0.00	91,630.17	92.49
07-POLICE	541,100	32,812.91	458,552.31	0.00	82,547.69	84.74
10-HEALTH	4,800	745.00	10,230.38	0.00 (5,430.38)	213.13
12-GARBAGE	107,500	52,447.74	139,503.60	0.00 (32,003.60)	129.77
15-PARKS	43,000	3,347.00	41,499.35	0.00	1,500.65	96.51
16-LIBRARY	15,600	1,316.75	12,955.20	0.00	2,644.80	83.05
44-Misc Revenue	23,300	4,859.68	29,064.71	0.00 (5,764.71)	124.74
90-REIMBURSABLES	209,806	(100.00)	203,531.13	0.00	6,274.87	97.01
TOTAL REVENUES	3,311,835	250,808.18	3,163,728.80	0.00	148,106.20	95.53
	=====	=====	=====	=====	=====	=====

EXPENDITURE SUMMARY

02-ADMINISTRATION	414,883	7,109.90	248,125.37	1,693.01	165,064.62	60.21
03-MUNICIPAL COURT	186,199	5,961.28	137,766.46	1,144.73	47,287.81	74.60
04-TAX ASSESSOR COLLECTOR	24,809	92.77	21,970.90	0.00	2,838.10	88.56
06-ELECTIONS	9,500	0.00	9,581.92	0.00 (81.92)	100.86
07-POLICE	1,340,638	43,891.01	1,029,229.09	53,748.36	257,660.55	80.78
08-FIRE	68,250	451.00	53,627.34	0.00	14,622.66	78.57
09-ENGINEERING	56,000	0.00	84,832.80	0.00 (28,832.80)	151.49
10-HEALTH	121,653	3,842.61	56,524.85	39,663.84	25,464.31	79.07
11-EMERGENCY MEDICAL SERV	127,300	0.00	102,614.14	0.00	24,685.86	80.61
12-GARBAGE	4,266	(1,022.80)	817.81	0.00	3,448.19	19.17
13-STORM WATER	11,225	0.00	12,511.80	0.00 (1,286.80)	111.46
14-STREETS	317,468	2,535.50	236,617.31	47,247.53	33,603.16	89.42
15-PARKS	183,570	8,190.18	212,060.91	1,323.18 (29,814.09)	116.24
16-LIBRARY	182,486	4,486.40	107,916.68	1,431.67	73,137.65	59.92
17-COMMUNITY CENTER	12,157	313.27	5,981.17	56.03	6,119.80	49.66
18-EMERGENCY MANAGEMENT	63,100	157.41	56,744.76	499.50	5,855.74	90.72
19-ALL DEPARTMENT EXPENS	12,500	0.00	69,217.18	4,700.00 (61,417.18)	591.34
21-CITY PROMOTION	4,500	0.00	4,500.00	0.00	0.00	100.00
23-DSRIP-COMMUNITY HEALT	93,034	2,200.03	53,240.13	0.00	39,793.87	57.23
24-MENTAL TASK FORCE PRO	47,429	2,483.32	42,178.13	0.00	5,250.87	88.93
28-INFORMATION TECHNOLOG	30,868	635.96	27,266.35	1,050.50	2,551.15	91.74
TOTAL EXPENDITURES	3,311,835	81,327.84	2,573,325.10	152,558.35	585,951.55	82.31
	=====	=====	=====	=====	=====	=====
REVENUE OVER/(UNDER) EXPENDITURES	0	169,480.34	590,403.70	(152,558.35) (437,845.35)	0.00
	=====	=====	=====	=====	=====	=====

CHECKLIST FOR				JULY 2016
GENERAL FUND				
VENDOR NAME	Inv.Date	Amount	Decscription	
29893	CYNTHIA MEJIA	07/08/16	\$ 50.00	RENTAL DEPOSIT REFUND-LF COMMUNITY CENTER 7/2/16
29894	MARIA RANGEL-GARZA	07/08/16	\$ 330.00	OVER PAYMENT ON TICKET E0001039
29895	MARISSA ROBLES	07/08/16	\$ 60.00	OVER PAYMENT ON TICKET E0001617
29896	ROSALINDA URIBE	07/08/16	\$ 100.00	RENTAL DEPOSIT REFUND-LF COMMUNITY CENTER 7/2/16
29897	SANDRA GOMEZ	07/08/16	\$ 50.00	RENTAL DEPOSIT REFUND-LF MEMORIAL PARK 6/26/16
29898	ACCELA	06/18/16	\$ 316.00	AGENDA/MINUTES MONTHLY SUBSCRIPTION
29899	ADAPCO	06/16/16	\$ 825.45	MOSQUITO SPRAYING SUPPLIES
29900	ALLIED WASTE SERVICES	06/15/16	\$ 257.19	ROLL OFF SERVICE 906 W. OCEAN
29901	ANGEL HERNANDEZ	VARIOUS	\$ 747.50	CONSOLE INSTALLATION-F161/REMOVE&INSTALL SIREN-LIC
29902	ANGIE LUGO	07/06/16	\$ 57.78	MILEAGE-SEMINAR-NAVIGATING PROQUEST TEXSHARE CC
29903	ARCHER BUSINESS SYS	VARIOUS	\$ 78.24	COPIER METER READING-COURT
29904	AT&T	06/17/16	\$ 1,196.54	PHONE SERVICE-CITY HALL/PD/COURT/POOL/LIBRARY/EMS
29905	BIOQUIP	06/16/16	\$ 447.19	SENTINEL MOSQUITO TRAP
29906	BSN SPORTS, LLC	06/17/16	\$ 581.27	VOLLEYBALLS/BASKETBALLS/SCORE BOARD-COMMUNITY H
29907	CHEMTEX	06/24/16	\$ 135.00	ANT KILLER FOR FIELD MAINTENANCE
29908	DEBRAH RATLIFF	06/30/16	\$ 23.27	REIMBURSE MILES-CAB MEETING-UTRGV BROWNSVILLE
29909	ELLIFF MOTORS	06/23/16	\$ 40.00	DOOR HINGES FOR TRAILER T-1
29910	ENRIQUE JUAREZ	06/30/16	\$ 2,175.00	JUNE 2016-ATTORNEY FEES
29911	FAST SIGNS	06/27/16	\$ 108.92	LFPD VINYL LETTERING FOR F-161
29912	FIRESTONE BFS RETAIL	06/30/16	\$ 222.54	TIRES FOR PD UNIT D-32
29913	GENE DANIELS	07/01/16	\$ 1,536.75	JULY 2016-JUDGE/PHONE STIPEND
29914	GERONIMO SHELTON	07/01/16	\$ 451.00	JULY 2016-FIRE MARSHAL
29915	GEXA ENERGY	06/22/16	\$ 13,108.75	ELEC-STREETLIGHT/CH/PD/COURT/PARKS/LIBRARY/B&G CL
29916	HAMPTON INN & SUITES	07/06/16	VOID	VOIDED CHECK-TRAINING WAS CANCELLED
29917	INSTITUTE OF MANAGEMENT	06/17/16	\$ 220.00	IMA PROFESSIONAL MEMBERSHIP
29918	JOHN DEERE GOVT	06/08/16	\$ 41,357.86	JOHN DEERE MOWER/LOADER/TRACTOR
29919	JOSE DAVID RAMIREZ	07/06/16	VOID	VOIDED CHECK-TRAINING WAS CANCELLED
29920	KETCH-ALL COMPANY	06/14/16	\$ 410.50	KETCH ALL POLES-ANIMAL CONTROL
29921	KIEFER	VARIOUS	VOID	VOIDED CHECK-ISSUED INCORRECTLY
29922	LESLIE'S POOL SUPPLIES	06/22/16	\$ 264.58	POOL CHEMICALS-POWER POWDER GRANULAR
29923	LINEBARGER	07/08/16	\$ 8,529.79	FEB 2016-COLLECTION FEES
29924	LOS FRESNOS CHAMBER OF COM	07/01/16	\$ 2,000.00	JULY 2016-SERVICE AGREEMENT
29925	LOS FRESNOS NEWS	VARIOUS	\$ 2,018.00	ADVERTISING-TDA STREET/ANNEXATION/ZONING/SWIMMIN
29926	LF VOLUNTEER FIRE DEPT	06/30/16	\$ 13,874.00	3RD QUARTER PAYMENT/DONATIONS APR/MAY/JUNE
29927	MANNY'S UNIFORMS	06/20/16	\$ 116.10	TACTICAL UNIFORM TROUSERS-E.MONITA
29928	OFFICE DEPOT	06/06/16	\$ 91.61	COFFEE SUPPLIES-POLICE DEPT-COFFEE/CREAMER/CUPS
29929	PETTY CASH	VARIOUS	\$ 139.61	REFRESMENTS-CC LIBRARY MEETING/MEALS-EVAC TRAINI
29930	PITNEY BOWES	06/04/16	\$ 138.00	POSTAGE METER RENTAL
29931	PROFESSIONAL PRINTING	07/01/16	\$ 37.50	BUSINESS CARDS-C.GONZALES
29932	REGION STAFFING	VARIOUS	\$ 7,318.66	CONTRACT LABOR WEEKEND 6/5, 6/12,6/19, 6/26
29933	REGION STAFFING	VARIOUS	VOID	VOIDED CHECK-CONTINUED
29934	ROCHA INFRASTRUCTURE	06/30/16	\$ 250.00	MOVE ELECTRICAL OUTLET FOR A/C AT KENNELS
29935	SAFETY VISION	06/07/16	\$ 50.45	RESET AND UPDATE BODY CAMERA
29936	STAPLES	06/15/16	\$ 174.72	OFFICE SUPPLIES-COURT- COPY PAPER/PENS/ENVELOPES
29937	STAPLES BUSINESS ADVANT	VARIOUS	\$ 216.35	OFFICE SUPPLIES-TONER/LABELS/PENCILS/POS ROLLS/SH/
29938	TEXAS FLEET FUEL	VARIOUS	\$ 1,192.80	FUEL FOR ENVIRONMENTAL/PD/STREET DEPT VEHICLES
29939	THE BROWNSVILLE HERALD	06/29/16	\$ 150.80	NEWSPAPER SUBSCRIPTION
29940	TIME WARNER CABLE	06/27/16	\$ 73.68	INTERNET SVC-LIBRARY
29941	TX MUNICIPAL COURT	07/01/16	\$ 60.00	DUES 9/1-8/31/17
29942	TYLER TECHNOLOGIES	VARIOUS	\$ 19,557.87	PUBLIC SAFETY SUITE/REMOTE TRAINING-CREDIT CARD SY
29943	UNIFORM & ACCESSORIES	06/14/16	\$ 213.88	UNIFORM POLO'S FOR POLICE OFFICERS
29944	US BANK	06/10/16	\$ 175.00	COPIER LEASE-LIBRARY
29945	WATERS & COMPANY INC	05/23/16	\$ 240.00	SURVEY NAVIGATOR-2016 SURVEY YEAR
29946	ZARSKY LUMBER	VARIOUS	\$ 5,570.50	APRIL/MAY 2016 SUPPLIES FOR MAINTSUPPLIES-BASEBALL
29947	ZARSKY LUMBER	VARIOUS	VOID	VOIDED CHECK-CONTINUED
29948	ZARSKY LUMBER	VARIOUS	VOID	VOIDED CHECK-CONTINUED
29949	ZEE MEDICAL/CINTAS	VARIOUS	\$ 164.86	MEDICAL SUPPLIES-CITY HALL/POLICE DEPT
29950	KIEFER	VARIOUS	\$ 192.41	POOL SUPPLIES

29951	CITY OF L.F. PAYROLL ACCT	07/14/16	\$ 64,884.46	DUE TO PAYROLL #21 7/15/16
29952	ANGIE WILLIAMS	07/22/16	\$ 50.00	RENTAL DEPOSIT REFUND-LF COMMUNITY PARK 7/16/16
29953	BRENDAL GARCIA	07/22/16	\$ 320.00	REISSUE CHECK-CANCELLED POOL RENTAL 5/24/14
29954	CARLOS ORTIZ	07/22/16	\$ 100.00	RENTAL DEPOSIT REFUND-LF COMMUNITY CENTER 7/10/16
29955	CELINA ELIZONDO	07/22/16	\$ 69.00	OVER PAYMENT ON TICKET E0001519
29956	DAVID VASQUEZ	07/22/16	\$ 1.00	OVER PAYMENT ON TICKET E0001115
29957	EMMA GUERRERO	07/22/16	\$ 50.00	RENTAL DEPOSIT REFUND-LF MEMORIAL PARK 7/15/16
29958	GRACIELA CASTILLO	07/22/16	\$ 100.00	RENTAL DEPOSIT REFUND-LF COMMUNITY CENTER 7/16/16
29959	JOHN MOORE III	07/22/16	\$ 115.00	OVER PAYMENT ON TICKEY 113574
29960	A&A TOWING	07/07/16	\$ 245.00	TOWING OF PD VEHICLE F-93
29961	A & M AUTOMOTIVE	07/14/16	\$ 1,600.00	PAINT & REPAIR SIDE DOORFOR TRAILER T-2
29962	ALEXANDER BUSINESS DEV	06/30/16	\$ 50.00	TPWD-QUARTERLY REPORT 4/1-6/30/16
29963	ALLIED WASTE SERVICES	06/30/16	\$ 39,486.26	RE: SOLID WASTE & BRUSH COLLECTION
29964	ANGEL HERNANDEZ	07/06/16	\$ 70.00	WINDOW TINT FOR PD UNITS D-63 / F-161
29965	ARCHER BUSINESS	VARIOUS	\$ 665.85	COPIER METER READING-CITY HALL/PD/COURT/HEALTH
29966	BREATH TEST SERVICES	06/15/16	\$ 2,750.00	BREATH TEST SERVICE-5 USERS FY2016
29967	CAMERON COUNTY CLERK	07/22/16	\$ 88.00	RELEASE OF LIEN/RECORDING FEES-ANNEXATION
29968	CDC	07/22/16	\$ 38,720.82	TAX ALLOCATION END 7/6/16
29969	CELINA GONZALEZ	07/20/16	\$ 392.66	MILEAGE/PER DIEM-TXDOT TRAINING-SAN ANTONIO 8/2-8/4/
29970	CHRISTINE DELA ROSA	VARIOUS	\$ 125.70	REIMBURSE MILES-CHW BI-WEEKLY MEETINGS6/20,6/28,7/1
29971	CITY OF BROWNSVILLE	06/30/16	\$ 108.00	JUNE 2016-USE OF SANITARY LANDFILL
29972	FIRESTONE BFS RETAIL	07/08/16	\$ 329.69	TIRES FOR PD UNIT C-31
29973	FOUR STAR DRIVE IN	06/30/16	\$ 68.00	JUNE 2016-PRISONER MEALS
29974	GT DISTRIBUTORS	06/27/16	\$ 345.88	WHELEN SLIM MISER LED BLUE & RED FOR DODGE JOURNE
29975	GULF COAST PAPER	07/18/16	\$ 213.64	CLEANING SUPPLIES FOR CITY BUILDINGS
29976	HUGHES NETWORK	VARIOUS	\$ 224.82	SATELLITE INTERNET-EOC
29977	JOHN DEERE GOVT	VARIOUS	\$ 462.83	CHUTE KIT-MOWER TRACTOR/AIR FILTER/OIL FILTERS/OIL
29978	JW MARRIOTT SAN ANTONIO	07/20/16	\$ 488.02	HOTEL STAY-C.GONZLEZ-TXDOT TRAINING-SAN ANTONIO
29979	KIEFER	06/28/16	\$ 503.45	POOL SUPPLIES- PACE CLOCK
29980	LA QUINTA INN & SUITES	07/20/16	\$ 410.88	HOTEL STAY-S.CONDE-NEW SUPERVISOR SCHOOL-CEDAR
29981	LEXIS NEXIS	06/30/16	\$ 100.00	PEOPLE SEARCH PROGRAM
29982	LINEBARGER GOGGAN	07/22/16	\$ 3,033.66	MAY 2016-COLLECTION FEES
29983	LONG CHILTON	VARIOUS	\$ 198.33	OUTSOURCE PAYROLL
29984	LUIS RAMOS	06/30/16	\$ 4,600.00	CUSTOMER SERVICE INSPECTIONS-JUNE 2016
29985	MARK MILUM	07/12/16	\$ 39.98	REIMBURSE -LOS FRESNOSPD.US DOMAIN
29986	MAXIMINO TORRES	07/22/16	\$ 264.00	MAY 2016-CLEANING VEHICLES-PD/HEALTH/PARK/STREET
29987	MIDDLETON AIR	07/01/16	\$ 2,024.20	AC UNIT INSTALLATIONFOR KENNELS
29988	NOVA HEALTHCARE	VARIOUS	\$ 269.00	PRE EMPLOYMENT SCREENS-POOL/DISPATCH
29989	O'REILLY AUTO	VARIOUS	\$ 21.19	SUPPLIES FOR MAINT JUNE 2016
29990	OMNIBASE SERVICES OF TX	07/22/16	\$ 1,473.96	2ND QUARTER ACTIVITY 2016-APRIL-JUNE
29991	PETTY CASH	VARIOUS	\$ 88.16	APPLY PATCHES-PD UNIFORMS/SURGE PROTECTORS/A&M-
29992	PITNEY BOWEWS	06/27/16	\$ 7.50	POSTAGE METER PROPERTY TAX
29993	POOL SURE	06/29/16	\$ 914.38	POOL CHEMICALS-SODIUM HYPOCHORITE
29994	PROTECTION ONE ALARM	06/29/16	\$ 128.75	FIRE EXTINGUISHER INSPECTIONS
29995	PURCHASE POWER	06/30/16	\$ 507.36	JUNE 2016 POSTAGE
29996	QUARTERMASTER	06/13/16	\$ 359.96	RIGHT HANDED/LEFT HANDED LOCKING HOLSTERS
29997	REGION STAFFING	VARIOUS	\$ 3,698.59	CONTRACT LABOR WEEKEND 7/3,7/10/16
29998	ROCHA INFRASTRUCTURE	07/07/16	\$ 495.00	INSTALLATION OF STEEL DOOR-JAIL REPAIR WALL
29999	SELINA CONDE	07/20/16	\$ 150.00	PER DIEM- NEW SUPERVISOR SCHOOL 8/1-8/5/16
30000	SMARTCOM	07/08/16	\$ 483.36	INTERNET SERVICE-CITY HALL/PD/COURT-PHONE SVC-PD
30001	STAPLES BUSINESS ADVANT	07/02/16	\$ 98.05	OFFICE SUPPLIES-POST ITS/COPY PAPER/TONER/TAPE/STA
30002	STATE COMPTROLLER	06/30/16	\$ 101,679.21	QUARTER ENDING 6/30/16
30003	TERMINIX	06/23/16	\$ 38.00	PEST CONTROL-PD TRAINING CENTER
30004	TEXAS FLEET FUEL	VARIOUS	\$ 1,712.15	FUEL FOR ENVIRONMENTAL/PD/STREET DEPT VEHICLES
30005	US BANK	07/13/15	\$ 177.63	COPIER LEASE-LIBRARY
30006	VALLEY PROUD ENVIRONMENT	07/01/16	\$ 50.00	CATEGORY:PROUD FRIENDLY MEMBER
30007	ZARSKY LUMBER	06/30/16	\$ 546.57	JUNE 2016-SUPPLIES FOR MAINT
30008	CITY OF L.F. PAYROLL ACCT	07/28/16	\$ 62,746.74	DUE TO PAYROLL #22 7/29/16
		TOTAL	\$ 466,642.61	

CITY OF LOS FRESNOS
REVENUE & EXPENSE REPORT (UNAUDITED)
AS OF: JULY 31ST, 2016

05 - UTILITY FUND
FINANCIAL SUMMARY

% OF YEAR COMPLETED: 83.33

	CURRENT BUDGET	CURRENT PERIOD	YEAR TO DATE ACTUAL	TOTAL ENCUMBERED	BUDGET BALANCE	% YTD BUDGET
<u>REVENUE SUMMARY</u>						
00-REVENUES	2,411,200	204,603.64	2,013,226.52	0.00	397,973.48	83.49
TOTAL REVENUES	2,411,200	204,603.64	2,013,226.52	0.00	397,973.48	83.49
<u>EXPENDITURE SUMMARY</u>						
02-WATER ADMINISTRATION	491,703	15,901.96	374,974.79	946.85	115,781.36	76.45
05-INFORMATION TECHNOLOG	22,124	317.98	15,386.45	1,860.82	4,876.73	77.96
26-WATER SUPPLIES	110,100	424.30	73,510.83	3,308.75	33,280.42	69.77
27-MAINTENANCE OF WATER S	8,000	83.71	5,579.31	0.00	2,420.69	69.74
28-MAINTENANCE OF WATER E	67,204	870.03	57,139.95	321.75	9,742.30	85.50
29-WATER PURCHASES	41,171	0.00	29,792.99	0.00	11,378.01	72.36
30-WATER MISCELLANEOUS EX	370,468	0.00	139,826.45	504.00	230,137.55	37.88
20-CAPITAL OUTLAY	20,000	0.00	12,423.50	2,600.00	4,976.50	75.12
32-WATER BONDED INDEBTEDN	95,120	0.00	68,120.61	0.00	26,999.39	71.62
34-SEWER ADMINISTRATION	597,504	16,254.45	449,228.43	946.84	147,328.73	75.34
35-INFORMATION TECHNOLOG	22,124	317.98	15,386.36	1,860.83	4,876.81	77.96
36-SEWER SUPPLIES	67,600	168.03	50,261.44	3,328.18	14,010.38	79.27
37-MAINTENANCE OF SEWER S	4,850	0.00	5,400.50	0.00	550.50	111.35
38-MAINTENANCE OF SEWER E	180,070	2,613.97	150,228.81	3,405.18	26,436.01	85.32
39-SEWER MISC. EXPENSES	510,500	0.00	18,414.01	504.00	491,581.99	3.71
41-SEWER BONDED INDEBTEDN	60,675	0.00	24,674.70	0.00	36,000.30	40.67
52-TRANSFER OUT	381,987	49,627.26	379,998.26	0.00	1,988.74	99.48
TOTAL EXPENDITURES	3,051,200	86,579.67	1,870,347.39	19,587.20	1,161,265.41	61.94
REVENUE OVER/(UNDER) EXPENDITURES	(640,000)	118,023.97	142,879.13	(19,587.20)	(763,291.93)	19.26-

CHECKLIST FOR				JULY 2016
WATER & SEWER				
CK #	VENDOR NAME	Inv.Date	Amount	Description
146017	AGUAWORKS	VARIOUS	\$ 3,240.00	WATER METERS
146018	ANA-LAB	06/22/16	\$ 99.00	JUNE 2016-WATER TESTING
146019	AQUA METRIC SALES	06/15/16	\$ 118.96	COMMAND LINK WALL CHARGER
146020	AT&T	06/17/16	\$ 72.17	PHONE SERVICE-WATER/SEWER
146021	CHEMTEX	06/24/16	\$ 140.00	ELECTRICAL CONTACT CLEANER-WATER PLANT
146022	GEMINI GROUP	06/17/16	\$ 2,680.00	WATER QUALITY REPORT BROCHURES
146023	GEXA ENERGY	06/22/16	\$ 12,411.93	ELECTRICITY-WATER/SEWER DEPT
146024	HUTHER AND ASSOCIATES INC	06/21/16	\$ 1,100.00	2ND QUARTER BIOMONITORING
146025	INTEGRITY TESTING	06/30/16	\$ 970.00	JUNE 2016-SEWER TESTING
146026	LOS FRESNOS NEWS	06/29/16	\$ 168.00	AD-NOTICE TCEQ
146027	LUIS MASCORRO	VARIOUS	\$ 575.00	REPAIR BAR SCREEN ELEC PANEL-WWTP/ELEC LS#17
146028	MAGIC VALLEY ELECTRIC	06/14/16	\$ 180.62	ELEC-LIFT STATION CACTUS RD
146029	PRAXAIR	06/20/16	\$ 270.99	CHEMICAL CYLINDER RENTAL JUNE 2016
146030	PROFESSIONAL PRINTING	07/01/16	\$ 37.50	BUSINESS CARDS-C.GONZALES
146031	QUILL	06/16/16	\$ 178.42	OFFICE SUPPLIES-TONER/PENCILS/SUGAR
146032	REGION STAFFING	VARIOUS	\$ 1,783.86	CONTRACT LABOR WEEKENDING 6/5, 6/12, 6/19,6/26/16
146033	STAPLES BUSINESS ADV	VARIOUS	\$ 197.78	OFFICE SUPPLIES-TONER/LABELS/PENCILS/POS ROLLS/S
146034	TEXAS FLEET FUEL	VARIOUS	\$ 550.23	FUEL FOR WATER/SEWER VEHICLES
146035	TYLER TECHNOLOGIES	06/22/16	\$ 171.88	REMOTE TRAINING-CREDIT CARD SYSTEM
146036	WELLS FARGO BANK	06/14/16	\$ 7,478.45	INTEREST PAYMENT-CRSLF, SER2009A
146037	ZARSKY LUMBER	VARIOUS	\$ 701.15	APRIL/MAY 2016 SUPPLIES FOR MAINT
146038	ZARSKY LUMBER	VARIOUS	VOID	VOIDED CHECK-CONTINUED
CHECKS 146039-146049				UTILITY DEPOSIT REFUND CHECKS
146050	CITY OF LF PAYROLL ACCT	07/14/16	\$ 30,611.66	DUE TO PAYROLL #21 7/15/16
146051	US POSTMASTER	07/18/16	\$ 144.16	POSTAGE-LATE NOTICE WATER BILLS
146052	A & M AUTOMOTIVE	07/19/16	\$ 1,580.58	TRANSMISSION OVERHAUL-UNIT WS-063
146053	AGUAWORKS	VARIOUS	\$ 2,300.00	WATER METER-RADIOS/MANHOLE COVERS
146054	ANA-LAB	07/11/16	\$ 99.00	WATER TESTING-JULY 2016
146055	CAMERON COUNTY TAX	07/20/16	\$ 15.00	REGISTRATION FOR 2 UTILITY TRAILERS
146056	CCID#6	06/29/16	\$ 3,004.71	RAW WATER JUNE 2016
146057	CHEMTRADE	06/15/16	\$ 4,776.30	CAUSTIC SODA FOR WTP
146058	CINTA'S CORPORATION	VARIOUS	\$ 757.75	CLEANING OF W/S UNIFORMS
146059	DEPARTMENT OF STATE HEALTH	07/05/16	\$ 103.85	WATER SAMPLES FORMAY 2016-WATER TESTING
146060	EAST RIO HONDO WATER SUPPLY	VARIOUS	\$ 288.47	WATER SERVICE-EDAP LIFT STATIONS
146061	FOUR STAR'S DRIVE IN	06/30/16	\$ 54.00	ICE FOR SEWER TESTING-JUNE 2016
146062	GULF COAST PAPER	07/18/16	\$ 53.41	CLEANING SUPPLIES-CITY BUILDINGS
146063	HD SUPPLY WATERWORKS	VARIOUS	\$ 1,441.63	SUPPLIES FOR WATER CONNECTIONS/SEWER CONNECT
146064	IMPERIAL ELECTRIC	VARIOUS	\$ 680.00	REPLACEMENT MOTOR-WTP GRID SCREW CONVEYOR/EL
146065	LUIS MASCORRO	VARIOUS	\$ 535.00	MOTOR STARTER REPAIRS-LS#19 & LS#20/REPAIR ELEC F
146066	MAGIC VALLEY ELECTRIC	07/17/16	\$ 64.02	ELECTRIC-LIFT STATION-CACTUS ROAD
146067	MAXIMINO TORRES	07/22/16	\$ 142.00	JULY 2016-CLEANING W/S VEHICLES
146068	O'REILLY AUTO	VARIOUS	\$ 117.57	JUNE 2016-SUPPLIES FOR MAINTENANCE
146069	PRAXAIR DISTRIBUTORS	06/24/16	\$ 706.50	CALCIUM HYPOCHLORITE-WWTP
146070	PURCHASE POWER	06/30/16	\$ 13.64	POSTAGE-JUNE 2016
146071	RABALAIS	06/30/16	\$ 111.31	WATER TOWER TO WATER PLANT COMMUNICATIONS SW
146072	REGION STAFFING	VARIOUS	\$ 881.60	CONTRACT LABOR WEEKENDING 7/3, 7/10/16
146073	RIVERA'S MACHINERY	06/16/16	\$ 74.03	WS-031-KIOTI TRACTOR SUPPLIES
146074	RIVERA'S MACHINERY	06/16/16	VOID	VOIDED CHECK-CONTINUED
146075	ROCHA INFRASTRUCTURE	07/11/16	\$ 780.00	INSTALL GRID PUMP AT WWTP
146076	SMARTCOM	07/08/16	\$ 141.64	INTERNET SERVICE 7/8-7/7/16
146077	STAPLES BUSINESS ADV	07/02/16	\$ 98.06	OFFICE SUPPLIES-POST ITS/COPY PAPER/TONER/TAPE/S
146078	TERMINIX INTERNATIONAL	06/23/16	\$ 38.00	PEST CONTROL-SERVICE CENTER
146079	TEXAS FLEET FUEL	VARIOUS	\$ 336.07	FUEL FOR WATER/SEWER VEHICLES
146080	THE BANK OF NEW YORK	06/07/16	\$ 4,399.00	INTEREST-RE: LOS FRESNOS LIEN CERT OB 2002
146081	USA BLUEBOOK	06/24/16	\$ 819.84	STENNER FEED RATE KIT/TUBES/FLAT TAPE-WATER PLAN
146082	ZARSKY LUMBER	06/30/16	\$ 580.78	JUNE 2016-SUPPLIES FOR MAINTENANCE
146083	ZEE MEDICAL/CINTAS	07/05/16	\$ 83.71	MEDICAL SUPPLIES-PUBLIC WORKS
146084	US POSTMASTER	07/27/16	\$ 525.26	POSTAGE-FIRST NOTICE WATER BILLS
146085	CITY OF L.F. PAYROLL ACCT	07/28/16	\$ 30,522.58	DUE TO PAYROLL #22 7/29/16
TOTAL			\$ 120,007.07	

UTILITY DEPOSIT REFUND CHECKS				
146039	RAMOS, BEATRIZ	07/08/16	\$ 125.37	ACCT #01-05400-09 UTILITY DEPOSIT REFUND
146040	RANGEL, ORALIA	07/08/16	\$ 99.92	ACCT #01-06900-04 UTILITY DEPOSIT REFUND
146041	ENCINO HOMES	07/08/16	\$ 129.91	ACCT #01-12045-00 UTILITY DEPOSIT REFUND
146042	FINLEY, NATASSIA VICE	07/08/16	\$ 100.39	ACCT #01-23900-04 UTILITY DEPOSIT REFUND
146043	DEIMES, OMAR J	07/08/16	\$ 39.78	ACCT #02-02350-04 UTILITY DEPOSIT REFUND
146044	VILLARREAL, AARON & ANGEL	07/08/16	\$ 25.21	ACCT #02-16600-02 UTILITY DEPOSIT REFUND
146045	LINDBERG, WENDY LEE	07/08/16	\$ 84.97	ACCT #02-22014-01 UTILITY DEPOSIT REFUND
146046	TURRABIATES, YVONNE	07/08/16	\$ 32.46	ACCT #03-06120-06 UTILITY DEPOSIT REFUND
146047	RAE, BRANDON	07/08/16	\$ 33.46	ACCT #03-06142-05 UTILITY DEPOSIT REFUND
146048	PAREDES FLEA MARKET	07/08/16	\$ 83.40	ACCT #03-20486-00 UTILITY DEPOSIT REFUND
146049	PINEDAS MEXICAN RESTAURAN	07/08/16	\$ 6.70	ACCT #03-20600-09 UTILITY DEPOSIT REFUND
		TOTAL	\$ 761.57	

CITY OF LOS FRESNOS
REVENUE & EXPENSE REPORT (UNAUDITED)
AS OF: JULY 31ST, 2016

09 -COMMUNITY DEVELOPMENT COR
FINANCIAL SUMMARY

% OF YEAR COMPLETED: 83.33

	CURRENT BUDGET	CURRENT PERIOD	YEAR TO DATE ACTUAL	TOTAL ENCUMBERED	BUDGET BALANCE	% YTD BUDGET
<u>REVENUE SUMMARY</u>						
52-CDC DISBURSEMENTS	350,150	38,720.82	293,638.38	0.00	56,511.62	83.86
TOTAL REVENUES	350,150	38,720.82	293,638.38	0.00	56,511.62	83.86
	=====	=====	=====	=====	=====	=====
<u>EXPENDITURE SUMMARY</u>						
52-CDC DISBURSEMENTS	350,150	8,266.59	248,717.89	12,499.07	88,933.04	74.60
TOTAL EXPENDITURES	350,150	8,266.59	248,717.89	12,499.07	88,933.04	74.60
	=====	=====	=====	=====	=====	=====
REVENUE OVER/(UNDER) EXPENDITURES	0	30,454.23	44,920.49	(12,499.07)	(32,421.42)	0.00
	=====	=====	=====	=====	=====	=====

[illegible]

City Council
200 North Brazil
Los Fresnos, TX 78566

Meeting: 08/09/16 06:30 PM
Department: City Secretary
Category: Report
Prepared By: Pam Denny
Initiator: Pam Denny
Sponsors:

SCHEDULED

ACTION ITEM (ID # 1856)

DOC ID: 1856 A

**Public Works Report 1. Water and Wastewater Citivity 2.
Calls for Service 3. building Permits 4. Recycling**

Call with questions.

**City of Los Fresnos
Water Treatment Plant
And
Wastewater Treatment Plant**

Activity for the month of July 2016

Water Treatment Plant

Total Output: 20,040,966
Daily Average: 646,483
% of Capacity: 64.6%

Waste Water Treatment Plant

Total Output: 15,980,000
Daily Average: 515,484
% of Capacity: 51.5%

CITY OF LOS FRESNOS
PUBLIC WORKS DEPARTMENT
MONTHLY REPORT
JULY 2016

CALLS FOR SERVICE	MONTH TOTAL	YEAR TO DATE
Service Connects/Disconnects	62	760
Rereads/Meter Info	46	377
Water Taps	1	18
Sewer Taps	0	1
Change Meter	10	56
Service Check for Water Leak at Account	41	153
Repaired Leak	2	18
Call for Sewer Stoppage	3	72
City Sewer Lines Unstopped	0	45
Code Enforcement/Other	67	344
Pothole Repairs	90	401
Street Repairs	0	7
Street Sign Replacement/Repaired	1	8
Asphalt Used (ton)	1.4	8.6
Gravel Used (ton)	0	15
Fire Hydrants Flushed and Oiled	12	73
Fire Hydrants Repaired	0	0
Valves Repaired	0	0
Manholes Cleaned/Repaired	9	116


 Carlos Salazar, Director of Public Works

Attachment: July Public Works Report (1856 : Public Works Report)

CITY OF LOS FRESNOS

	BUILDING PERMITS ISSUED										MONTH & YEAR		July, 2016
	BUILDING PERMITS		PLUMBING PERMITS		ELECTRICAL PERMITS		MECHANICAL PERMITS		MOVING PERMITS		MONTH	VALUATION	
	MONTH	YTD	MONTH	YTD	MONTH	YTD	MONTH	YTD	MONTH	YTD			
SINGLE FAMILY	6	25	5	21	3	17	1	7		6	\$649,900.00	\$2,613,228.00	
DUPLEXES/APARTMENTS													
PUD DEVELOPMENT						1							
HOTEL/MOTEL / BANK													
OFFICES/ STORAGE		1		1								\$207,000.00	
STORES/RESTAURANTS		2		2		1		2				\$73,000.00	
SIGNS	4	6											
CHURCHES/OTHER BUILDINGS		2				4					\$30,500.00	\$42,531.00	
												\$4,102,800.00	
FENCE/DRIVEWAY/REROOF	8	33				1					\$26,612.80	\$97,582.24	
SWIMMING POOLS	1	4									\$10,500.00	\$83,100.00	
RESIDENTIAL ADD/REMODEL	2	17		1		2					\$712.78	\$146,212.78	
APARTMENT REMODEL		1										\$2,650.00	
COMMERCIAL ADD/REMODEL		6	1	4		2						\$45,025.00	
STORAGE/GARAGES/CARPORTS	1	11									\$6,800.00	\$30,723.00	
TOTALS	22	108	6	29	3	28	1	9	0	6	\$725,025.58	\$7,443,852.02	

**City of Los Fresnos
Recycling Program
Total Number of Guest
July 2016**

Date	Tuesdays at Memorial Park
07/05/16	21
07/12/16	18
07/19/16	17
07/26/16	18
Totals	74

Date	Thursdays at Community Park
07/07/16	16
07/14/16	22
07/21/16	17
07/28/16	20
Totals	75

Date	Saturdays at City Hall
07/02/16	11
07/09/16	19
07/16/16	20
07/23/16	23
Totals	73

Total attendance for the Month of July	222
---	------------

City Council
200 North Brazil
Los Fresnos, TX 78566

Meeting: 08/09/16 06:30 PM
Department: City Secretary
Category: Report
Prepared By: Pam Denny
Initiator: Pam Denny
Sponsors:

SCHEDULED

ACTION ITEM (ID # 1857)

DOC ID: 1857 A

**Police Department Report 1. Arrests 2. Incidents 3.
Accidents**

Call with questions.

LOS FRESNOS POLICE DEPARTMENT

Accident - By Street & Intersection

07\01\2016
thru 07\31\2016

Street & Intersection	Accidents	Fatalities	Vehicles	Injured
ARROYO & 100 N. ARROYO & OCEAN BLVD	1	0	2	1
ARROYO & OCEAN	1	0	2	0
CARNATION & VALLE ALTO	1	0	0	0
EVERGREEN & OCEAN	1	0	2	0
OCEAN & ARROYO	1	0	2	0
OCEAN & COMA	1	0	0	0
OCEAN & FM 1575	1	0	2	0
OCEAN & OCEAN	1	0	2	0
Total	8	0	12	1

Attachment: July Police Report (1857 : Police Department Report)

LOS FRESNOS POLICE DEPARTMENT

Arrests - By Violation

07\01\2016
thru 07\31\2016

Violation	# of Offenses
ABANDON ENDANGER CHILD CRIMINAL NEGLIGENCE	2
ABANDON ENDANGER CHILD W/INTENT TO RETURN	2
ASSAULT CAUSES BODILY INJ 13a	1
ASSAULT CAUSES BODILY INJURY FAMILY VIOLENCE 13a	4
ASSAULT FAM/HOUSE MEM IMPEDE BREATH/CIRCULAT 13a	1
BURGLARY OF BUILDING	4
BURGLARY OF VEHICLE 23f	3
BURGLARY OF VEHICLE 23g	3
CHILD IN NEED OF SUPERVISION RUNAWAY	4
CRIMINAL TRESPASS	1
D.O.C. OFFENSIVE GESTURE/DISPLAY	1
DISORDERLY CONDUCT +3 PRIORS	1
DRIVING WHILE INTOXICATED	2
DRIVING WHILE LICENSE SUSPENDED UNDER PROVISIONS OF DL LAWS	5
EXECUTION OF CAPIAS OR ARREST WARRANT	8
HARBORING RUNAWAY CHILD	2
HOLD FOR CUSTOMS	2
INDECENT EXPOSURE	1
NO DRIVER'S LICENSE	9
POSS MARIJ <2OZ	3
POSS MARIJ >50LBS<=2,000LBS	1
POSSESSION OF DRUG PARAPHERNALIA	2
PUBLIC INTOXICATION	5
RESIST ARREST SEARCH OR TRANSPORT	2
TERRORISTIC THREAT OF FAMILY/HOUSEHOLD 13a	1
THEFT	2
THEFT PROP>=\$1,500<\$20K 23a	3
Total Violations	75
Total Arrests	54

Attachment: July Police Report (1857 : Police Department Report)

LOS FRESNOS POLICE DEPARTMENT

Incidents - By Violation

07\01\2016
thru 07\31\2016

Violation	Incidents
ABANDON ENDANGER CHILD CRIMINAL NEGLIGENCE	2
ABANDON ENDANGER CHILD W/INTENT TO RETURN	1
ABANDONED VEHICLES	5
AGG ASSAULT CAUSES SERIOUS BODILY INJ	1
ALARMS	11
ANIMAL CONTROL	27
ASSAULT CAUSES BODILY INJ 13a	1
ASSAULT CAUSES BODILY INJURY FAMILY VIOLENCE 13a	3
ASSAULT FAM/HOUSE MEM IMPEDE BREATH/CIRCULAT 13a	1
BURGLARY OF BUILDING	6
BURGLARY OF HABITATION	1
BURGLARY OF VEHICLE 23f	4
BURGLARY OF VEHICLE 23g	1
CHILD IN NEED OF SUPERVISION RUNAWAY	4
CRIMINAL MISCHIEF/CLASS C	1
CRIMINAL TRESPASS	1
D.O.C. OBSCENE LANGUAGE	2
DEPOSITED GLASS/OTHER DEBRIS ON HIGHWAY	1
DOG AT LARGE	9
DRIVING WHILE LICENSE SUSPENDED UNDER PROVISIONS OF DL LAWS	5
EXECUTION OF CAPIAS OR ARREST WARRANT	6
GARAGE SALES	5
HARASSMENT	3
HARBORING RUNAWAY CHILD	2
ILLEGAL DUMPING >5 LBS < 500 LBS	2
INDECENT EXPOSURE	1
LOUD NOISE	1
NO DRIVER'S LICENSE	9
PEDDLERS AND SOLICITORS	1
PERMIT OF FOOD SERVICE ESTABLISHMENT	5
POSS MARIJ <2OZ	2
POSSESSION OF DRUG PARAPHERNALIA	5
PUBLIC INTOXICATION	5
RECKLESS DRIVING	3
RESIST ARREST SEARCH OR TRANSPORT	2
STALKING	1
TERRORISTIC THREAT 13a	1
TERRORISTIC THREAT OF FAMILY/HOUSEHOLD 13a	1
THEFT	13
THEFT OF SERV >\$200K	1
UNLAWFUL RESTRAINT	1
WEEDED OR RUBBISH LOT	12
WELFARE CONCERN	3
Total Violations	172
Total Incidents	158

Attachment: July Police Report (1857 : Police Department Report)

City Council
200 North Brazil
Los Fresnos, TX 78566

Meeting: 08/09/16 06:30 PM
Department: City Secretary
Category: Report
Prepared By: Pam Denny
Initiator: Pam Denny
Sponsors:

SCHEDULED

ACTION ITEM (ID # 1858)

DOC ID: 1858 A

Municipal Court Report 1. Monthly Report

Call with questions.

OFFICIAL MUNICIPAL COURT MONTHLY REPORT

1.8.4.a

MUNICIPAL COURT OF <u>Los Fresnos</u>		TRAFFIC		NON-TRAFFIC MISDEMEANORS	
FOR MONTH <u>July</u> YEAR <u>2014</u>		NON-PARKING	PARKING	STATE LAW	CITY ORDINANCE
1. New Cases Filed During the Month		<u>409</u>		<u>477</u>	<u>1</u>
2. Dispositions Prior to Trial:					
A. Bond Forfeitures					
B. Fined (Before trial only. If the defendant goes to trial, enter in Item 3.)					
C. Cases Dismissed (Do not include dismissals that are to be reported in Items 3C and 4 below.)					
3. Dispositions at Trial:					
A. Trial by Judge					
(1) Finding of Guilty		<u>119</u>		<u>9</u>	<u>1</u>
(2) Finding of Not Guilty					
B. Trial by Jury					
(1) Finding of Guilty					
(2) Finding of Not Guilty					
C. Dismissed at Trial		<u>7</u>		<u>1</u>	
4. Cases Dismissed:					
A. After Driver Safety Course (C.C.P., Art. 45.0511)		<u>51</u>			
B. After Deferred Disposition (C.C.P., Art. 45.051)		<u>40</u>			
C. After Proof of Financial Responsibility (Transportation Code, Sec. 601.193)		<u>14</u>			
D. Compliance Dismissal (Proof of Inspection, License, or Registration)		<u>28</u>			
5. Community Service Ordered (For satisfaction of fine or costs only.)		<u>11</u>			
6. Cases Appealed					
7. Juvenile / Minor Activity:					
A. Transportation Code Cases Filed		<u>3</u>			
B. Non-Driving Alcoholic Beverage Code Cases Filed					
C. Driving Under the Influence of Alcohol Cases Filed					
D. Health & Safety Code (Tobacco) Cases Filed		<u>1</u>			
E. Failure to Attend School Cases Filed (Education Code, Sec. 25.094)					
F. Education Code (Except Failure to Attend) Cases Filed					
G. Violation of Local Daytime Curfew Ordinance Cases Filed (Loc. Govt. Code, Sec. 341.905)					
H. All Other Non-Traffic Fine-Only Cases Filed					
I. Waiver of Jurisdiction of Non-Traffic Cases (Family Code, Sec. 51.08(b))					
J. Referred to Juvenile Court for Delinquent Conduct (C.C.P., Art. 45.050 (c)(1))					
K. Held in Contempt, Fined, or Denied Driving Privileges (C.C.P., Art. 45.050 (c)(2))					
Magistrate Warnings Given (Juvenile):					
L. Warnings Administered					
M. Statements Certified					
8. Parent Contributing to Nonattendance Cases Filed (Education Code, Sec. 25.093)					
9. Safety Responsibility and Driver's License Suspension Hearings Held					
10. Search Warrants Issued (Do not include warrants for arrest.)					
11. Arrest Warrants Issued:					
A. Class C Misdemeanors Only					<u>197</u>
B. Felonies and Class A and B Misdemeanors Only					
12. Magistrate Warnings Given: (Given to defendants charged with county or district court offense.)					
A. Class A and B Misdemeanors Only					<u>14</u>
B. Felonies					<u>5</u>
13. Emergency Mental Health Hearings Held					
14. Magistrate's Orders for Emergency Protection					
15. Total Revenue					<u>\$ 633 44.65</u>

(Include all revenue collected during month to be remitted to city or state)

Attachment: July Municipal Court Report (1858 : Municipal Court Report)

Citation No.	Docket No.	Violator	***** TOTAL FOR REPORT *****				
Code	Payments	Refunds	Net	G/L	Acct No.		
WRNTFE 51	2,474.00	0	2,474.00	01	407-0240		
CCC04 408	15,192.00	0	15,192.00	01	2512		
FINE 341	19,757.30	5	19,515.80	01	407-0240		
TFC 315	945.00	0	945.00	01	407-0240		
AR 373	1,860.25	0	1,860.25	01	407-0240		
TECH 381	1,496.00	0	1,496.00	01	407-0241		
STF 325	9,343.00	0	9,343.00	01	2512		
MCBS 371	1,107.00	0	1,107.00	01	407-0270		
SJRF 365	1,456.00	0	1,456.00	01	2512		
JFCT2 366	1,961.80	0	1,961.80	01	2512		
JFCI 362	217.20	0	217.20	01	407-0240		
IDF 361	722.00	0	722.00	01	2512		
CJFS 294	26.46	0	26.46	01	2512		
CJFC 294	2.94	0	2.94	01	407-0240		
FLFTA1 47	939.00	0	939.00	01	2512		
FLFTA2 48	276.00	0	276.00	01	2517		
FLFTA3 46	184.00	0	184.00	01	407-0240		
TPF 347	692.10	0	692.10	01	2512		
COLAGY 28	1,844.70	1	1,838.10	01	2513		
TP-S 42	401.70	0	401.70	01	2512		
TP-L-J 36	88.50	0	88.50	01	407-0260		
TXSBLT 4	109.00	0	109.00	01	2515		
TP-L 39	321.00	0	321.00	01	407-0240		
CS2 25	485.00	0	485.00	01	407-0280		
SPEX 36	2,553.30	0	2,553.30	01	407-0290		
OP 6	81.60	5	107.40-	01	2516		
DSC 61	603.90	0	603.90	01	407-0240		
AF2 19	380.00	0	380.00	01	407-0240		
ACC 2	39.10	0	39.10	01	407-0240		
AF 6	60.00	0	60.00	01	407-0240		
Total:	5395	65,619.85	11	437.10-	65,182.75		

city 29120.1
court tech 1496.
Bldg sec. 1107.
judge ed. 8851
omni 276.
coll agenc. 18381
child safety 485
op <1074
state 30879.6

Cash Payments....+	\$60,154.35	
Bond Forfeited....+	\$0.00	
Bond Applied.....+	\$5,224.00	
Payment Refunded.-	\$195.60-	
Fees/Fines Paid..=		\$65,182.75
Cash (Payments)...+	\$60,154.35	
Cash (Bonds).....+	\$2,461.90	
Total Cash Trans.=		\$62,616.25
Cash Refunds.....-	\$195.60-	
Net Cash Trans...=		\$62,420.65
Adjst (Payments)..	\$241.50	
Adjst (Refunds)...	\$241.50-	

OVERPAYMENT

Attachment: July Municipal Court Report (1858 : Municipal Court Report)

City Council
200 North Brazil
Los Fresnos, TX 78566

Meeting: 08/09/16 06:30 PM
Department: City Secretary
Category: Report
Prepared By: Pam Denny
Initiator: Pam Denny
Sponsors:

SCHEDULED

ACTION ITEM (ID # 1859)

DOC ID: 1859 A

Library Report 1. Monthly Report

Call with questions.

ETHEL L. WHIPPLE MEMORIAL LIBRARY

LIBRARIAN'S REPORT

July 2016

Number of Patron Checking Out Materials

Adult	1,033
Children	248
Teens	33

Material Types Checked Out

Adult Books	253
Children Books	184
Young Adult Books	437
Videos	431
Audios	1
Other Language Books	43

Items Downloaded

eBooks	71
eAudiobooks	2

Patron Access Computer Use

Total Sessions	1,289
Total Time	889 hours

Free WiFi Access Use

Total Sessions	1,450 Library WiFi
Total Time	2,710 hours
Total Sessions	238 Park WiFi
Total Time	714 hours

What Happened In the Library

Hours Open	160 hours
Attendance	2,750
Children Program Attendance	750
Volunteer Hours	375
New Cards Issued	48
New Books Added	32
New eBooks Added	89
New Videos Added	7
Books Weeded	1
Videos Weeded	0
Reference Questions	489
Assists in Computer Lab	312
Patron Copies	1,157
Patron Faxes sent	147
Patron Printouts	1,658
Library Staff Copies	933
Replacement Cards	25

Export

Circulation Statistics - 7/1/2016 through 7/31/2016

- Including In-Library
- Including Renewals
- By Checked OUT

	7/2016	
0 - New	0	0
1 - ADULT COUNTY	595	595
2 - ADULT CITY	423	423
3 - CHILD CITY	138	138
4 - CHILD COUNTY	110	110
5 - WINTER TEXAN	1	1
6 - YOUNG ADULT CITY	10	10
7 - YOUNG ADULT COUNTY	23	23
8 - TEX SHARE CARD ADULT	0	0
9 - TEX SHARE CARD CHILD	0	0
10 - INTERNET ONLY	0	0
11 - FRIENDS	14	14
	1314	1314

Circulation Statistics - 7/1/2016 through 7/31/2016

- Including In-Library
- Including Renewals
- By Checked OUT

	7/2016	
0 - Default	0	0
1 - ADULT NONFICTION	85	85
2 - ADULT FICTION	115	115
3 - ADULT OVERS	0	0
4 - ADULT REFERENCE	0	0
5 - JUNIOR BIOGRAPHY	7	7
6 - EASY	184	184
7 - JUNIOR FICTION	318	318
8 - JUNIOR NONFICTION	112	112
9 - JUNIOR REFERENCE	0	0
10 - LANGUAGE BIOGRAPHY	0	0
13 - JUNIOR VIDEO	0	0
14 - LANGUAGE VIDEO	0	0
15 - NEW BOOK	46	46
18 - DVD	427	427
19 - DVD NONFICTION	4	4
21 - LANGUAGE EASY	12	12
22 - LANGUAGE FICTION	13	13
23 - LANGUAGE JUNIOR FICTION	0	0
24 - LANGUAGE NONFICTION	16	16
25 - LARGE PRINT	1	1
26 - LANGUAGE REFERENCE	0	0
27 - AUDIOBOOKS	1	1
28 - VHS	0	0
29 - LOST	0	0
32 - ADULT BIOGRAPHY	2	2
35 - PAPERBACK	0	0
36 - DOWNLOAD	1	1
38 - INHOUSE	0	0
39 - STORY COLLECTION	3	3
40 - LANGUAGE JUNIOR NONFICTION	2	2
41 - BOARD GAMES	0	0
42 - TOYS	0	0
None/On-the-fly	0	0
	1349	1349

Adult = 253
 Child = 184
 YA = 437
 Videos = 431
 Audios = 1
 Spanish = 43
 ebook = 71
 cAudiobook = 2

Attachment: July Library Report (1859 : Library Report)



Computer Session Usage Summary

From 7/1/2016 through 7/31/2016

11:59:59 PM

Report Description:

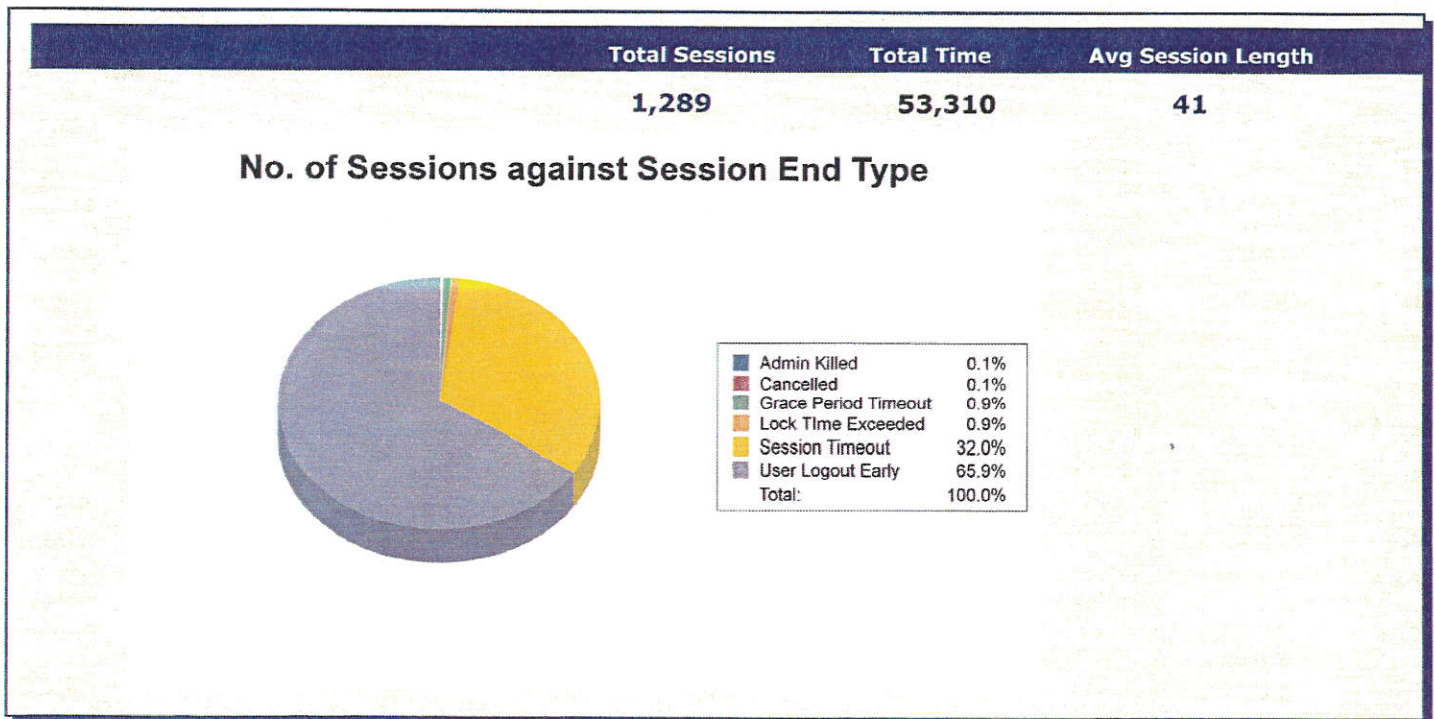
This report displays the session usage information, e.g. how many sessions have been cancelled, grouped by location and by site.

Site: Los Fresnos

Location: Main

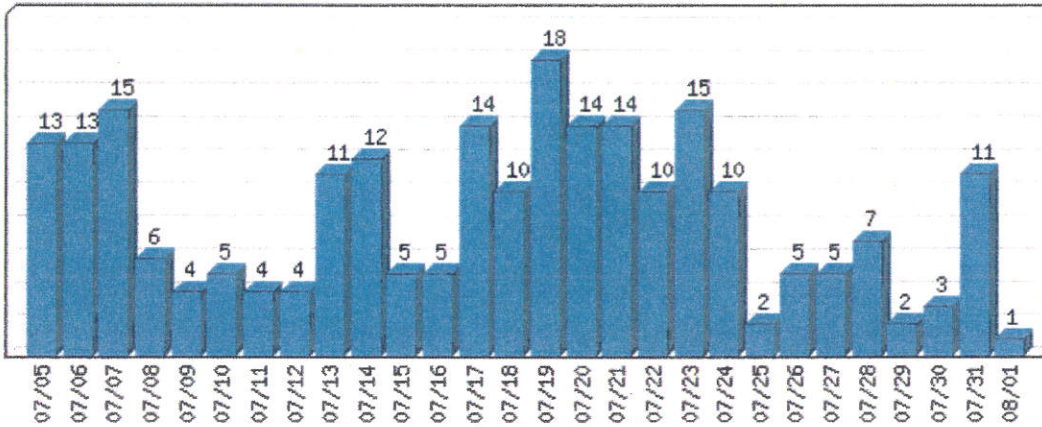
Session End Type	Total Sessions	Percentage	Avg Session Length
Cancelled	1	0%	60
Session Timeout	411	32%	57
User Logout Early	850	66%	34
Admin Killed	1	0%	16
Grace Period Timeout	12	1%	45
Lock Time Exceeded	12	1%	1
Session Timeout	2	0%	22
Location Totals	1,289	100%	41
Site Totals	1,289	100%	41

Grand Totals



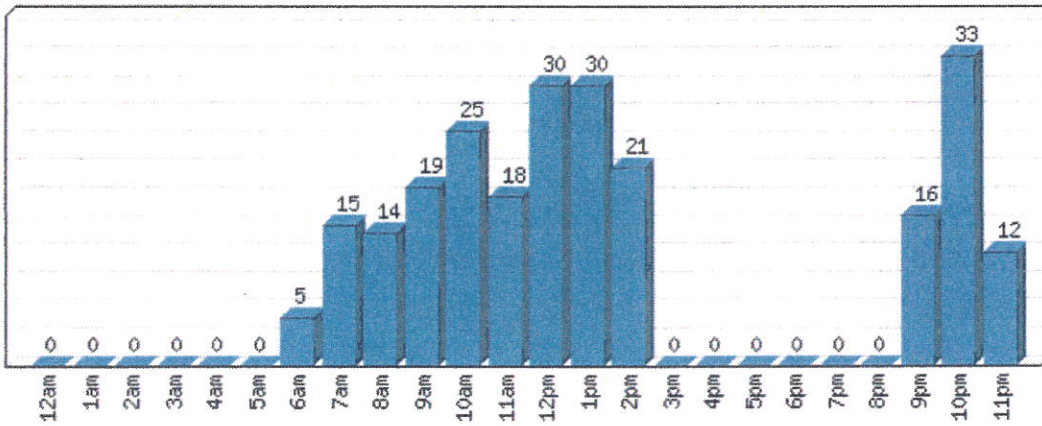
Usage Reports

Hotspot usage for last 28 days ▾

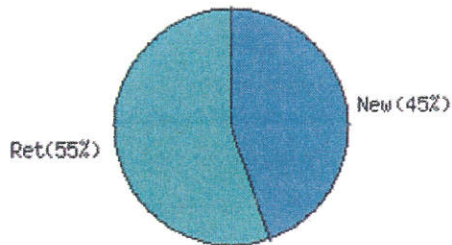


Total logins: 238

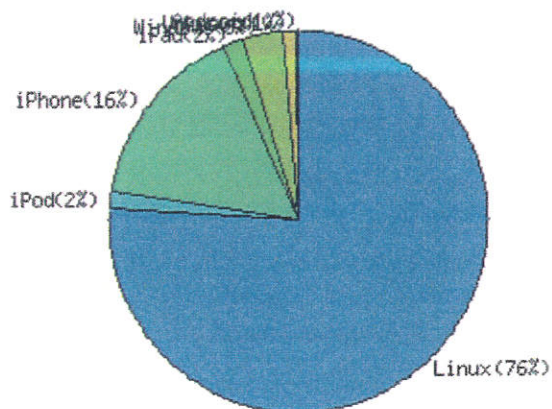
Login times



New vs returning guests



Devices used for access



City Council
200 North Brazil
Los Fresnos, TX 78566

Meeting: 08/09/16 06:30 PM
Department: City Secretary
Category: Report
Prepared By: Pam Denny
Initiator: Pam Denny
Sponsors:

SCHEDULED

ACTION ITEM (ID # 1860)

DOC ID: 1860 A

Fire Marshall's Report 1. Monthly Report

Call with questions.



FIRE MARSHAL'S OFFICE
200 North Brazil
Los Fresnos, Texas 78566
FIRE INSPECTION REPORT

MONTHLY INFORMATION REPORT
MONTH OF JULY 2016

<u>FIRES</u>	<u>INSIDE CITY</u>	<u>OUTSIDE CITY</u>
Business Structures		
Dwellings	<u>2</u>	<u>1</u>
Mobile Homes		
Grass		<u>11</u>
Refuse		<u>6</u>
Incendiary or Suspicious Fires		
Institutional		
Motor Vehicles		
Rescue Calls	<u>2</u>	<u>5</u>
Other Calls	<u>2</u>	<u>1</u>
 TOTAL ALARMS		 <u>30</u>

MONTHLY FIRE PREVENION INSPECTIONS

Commercial Businesses	<u>3</u>	Institutions	<u>2</u>
Industrial Structures		Homes	<u>3</u>
Public Buildings	<u>2</u>	Apartments	
Hotels			
 TOTAL INSPECTIONS	 <u>10</u>		

SCHOOL, HOSPITAL, and NURSING HOME FIRE DRILLS SUPERVISED _____

LECTURES-PRESENTATIONS MADE/FILMS SHOWN _____ TOTAL AUDIENCE _____

FIRES INVESTIGATED (ACCIDENTAL) 2 (INCENDIARY) _____


FIRE MARSHAL, CITY OF LOS FRESNOS

City Council
200 North Brazil
Los Fresnos, TX 78566

Meeting: 08/09/16 06:30 PM
Department: City Secretary
Category: Report
Prepared By: Pam Denny
Initiator: Pam Denny
Sponsors:

SCHEDULED

ACTION ITEM (ID # 1861)

DOC ID: 1861 A

Budget Workshop for fiscal year 2016-2017.

We will begin discussions on the budget. I will hand out documents at that time.