

# City Council

520 E Ocean Blvd.

## Regular Meeting

Los Fresnos, TX 78566

<http://citylf.cloudaccess.net/en/>

### ~ Agenda ~

Tuesday, August 11, 2020

6:00 PM

City Hall

**NOTICE IS HEREBY GIVEN THAT THE CITY COUNCIL OF THE CITY OF LOS FRESNOS PURSUANT TO CHAPTER 551, TITLE 5 OF THE TEXAS GOVERNMENT CODE, THE TEXAS OPEN MEETINGS ACT, WILL MEET ON TUESDAY, AUGUST 11, 2020 AT 6:00 PM AT CITY HALL, 520 EAST OCEAN BLVD., LOS FRESNOS, TX 78566.**

To watch the Los Fresnos City Council meeting live, visit the City of Los Fresnos YouTube channel here:

[https://www.youtube.com/channel/UCM586ihF\\_ubb7Kz4aqFCBKQ](https://www.youtube.com/channel/UCM586ihF_ubb7Kz4aqFCBKQ) or our website [www.cityoflosfresnos.com](http://www.cityoflosfresnos.com)

To participate in the Visitors Remarks portion of the meeting, download the participation form from [www.cityoflosfresnos.com](http://www.cityoflosfresnos.com) or request a copy at City Hall drive through. Please submit your form by 2:00 p.m. on Tuesday, August 11, 2020 to [jmoya@citylf.us](mailto:jmoya@citylf.us). City staff will contact you providing instructions for commenting.

### I. AGENDA

- A. Call meeting to order
- B. Invocation and Pledge of Allegiance
- C. Visitors remarks-Sign in with the City Secretary prior to the meeting. Remarks are limited to 5 minutes.
- D. Consent Agenda(All matters listed are considered to be routine by the City Council and will be enacted by one motion. There will be no separate discussion of these items unless requested by a member of the City Council. The item may subsequently be removed from the Consent Agenda to be considered separately.)
  - 1. Consideration and ACTON to approve the minutes from July 1, 2020 & July 14, 2020.
  - 2. Consideration and ACTION to approve the 3rd Quarterly Investment Portfolio Report ended as of June 30, 2020.
  - 3. Consideration and ACTION to approve a maintenance agreement for the Drive Through Tube System.

4. Consideration and ACTION to approve an agreement for services to provide swimming lessons for the fiscal year 2020/2021.
5. Consideration and ACTION to approve the write off of bad debt for the utility accounts and garbage for the 2019-2020 fiscal year.

E. Action Items

1. Consideration and ACTION to approve a service agreement with the Cameron County Fair & Livestock Show.
2. Consideration and ACTION to approve sponsorship funding for the 2021 Los Fresnos Rodeo.
3. Consideration and approval of a resolution with respect to the Texas Water Development Board Drinking Water State Revolving Fund relating to approving a resolution by the City Council of the City of Los Fresnos, Texas authorizing and approving publication of notice of intention to issue certificates of obligation; complying with the requirements contained in securities and exchange commission rule 15c2-12; and providing an effective date.
4. Consideration and approval of a resolution with respect to the Texas Water Development Board Clean Water State Revolving Fund relating to approving a resolution by the city council of the City of Los Fresnos, Texas authorizing and approving publication of notice of intention to issue certificates of obligation; complying with the requirements contained in securities and exchange commission rule 15c2-12; and providing an effective date.
5. Consideration and ACTION to recommit the funding match for grants and engineering to place the main feed irrigation canal underground through Los Fresnos.
6. Consideration and ACTION to increase rates for garbage carts.
7. Consideration and ACTION to utilize excess funds from 2019/2020 Fiscal Year to purchase a patrol vehicle, digital fingerprint system and computer equipment.
8. Consideration and ACTION to acknowledge the Finance Director's certification of the estimated ad valorem tax collection rate for 2019 and the excess debt tax collections for 2019 tax year.
9. Consideration and ACTION to acknowledge the Cameron Appraisal District Chief Appraiser's certification of the 2020 tax roll.
10. Consideration and ACTION to acknowledge the calculations of the City's no-new-revenue and voter-approval tax rate for tax year 2020 and for fiscal year 2020/2021.
11. Consideration and ACTION to propose a tax rate for tax year 2020 take a record vote, if proposed tax rate exceeds the lower of the no-new-revenue or voter-approval, and set dates for public hearings, if necessary.

F. Acknowledgement of City Manager's Report

1. City Manager Report A. Wastewater Update B. Water Update C. Nature Park D. Hike & Bike Trails E. CDBG Disaster Grant F. Henderson Road Project G. Census Update H. Update Planning & Zoning Ordinance I. Drainage Update J. 75 Year Anniversary Celebration K. Whipple Road L. CDBG 9th Street Lift Station Relocation M. Alley Paving Project and Sign Installation N. Boys & Girls Club Quarterly Report

G. Acknowledgement of Department Head Reports

1. Financial Report July 2020 1. Monthly 2. Year to Date 3. Sales Tax
2. Public Works Report July 2020 1. Water and Wastewater Activity 2. Calls for Service 3. Building Permits 4. Recycling
3. Police Department July 2020 1. Arrests 2. Incidents 3. Accidents
4. Municipal Court July 2020 1. Monthly Report
5. Library Report July 2020 1. Monthly Report
6. Fire Marshal's Report July 2020 1. Monthly Report

H. Budget Workshop

1. Budget Workshop

I. Adjournment

This is to certify that I, Jacqueline Moya, posted this agenda on the front bulletin board of the City Hall on August 6, 2020 on or before 5:30 p.m. and it shall remain so posted continuously for at least 72 hours preceding the scheduled time of said meeting.

---

Jacqueline Moya, City Secretary

Persons with any disabilities that would like to attend meetings must notify City Secretary 24 hours in advance so that the City can make arrangements for that disabled person.

**City Council**  
520 E Ocean Blvd.  
Los Fresnos, TX 78566

Meeting: 08/11/20 06:00 PM  
Department: City Secretary  
Category: Minutes  
Prepared By: Jacqueline Moya  
Initiator: Jacqueline Moya  
Sponsors:  
DOC ID: 3538

**SCHEDULED**

**ACTION ITEM (ID # 3538)**

---

**Consideration and ACTON to approve the minutes from July  
1, 2020 & July 14, 2020.**

I recommend approval.

## City Council

520 E Ocean Blvd.

## Special Meeting

Los Fresnos, TX 78566

<http://citylf.cloudaccess.net/en/>

~ Minutes ~

Wednesday, July 1, 2020

11:00 AM

City Hall

AgendaRoll CallInvocation and Pledge of Allegiance

Mr. Milum gave the invocation and led the audience in the Pledge of Allegiance.

**Visitors Remarks-To speak you must sign in with City Secretary prior to the meeting and you have a limit of 5 minutes to speak.**

There were no comments.

Action Items

**Discuss, consideration and action to accept construction bids received for the TxCDBG 7219037 street improvement grant and award a construction contract.**

Mr. Milum explained the project and bids received to the council. Paolina Vega with Hanson Professional Services Inc was present and answered questions for the council.

Motion was made and seconded to approve G&T Paving for the base bid on West 10th Street and the Alternate bid for Whipple Road totaling \$190,097.28 for the TxCDBG Contract Number 7219037.

|                  |  |
|------------------|--|
| <b>RESULT:</b>   | <b>ADOPTED [UNANIMOUS]</b>                                 |
| <b>MOVER:</b>    | Polo Narvaez, Mayor  |
| <b>SECONDER:</b> | Andres Lopez, Councilman                                   |
| <b>AYES:</b>     | James Herrera, Andres Lopez, Polo Narvaez, Yolanda H. Cruz |
| <b>ABSENT:</b>   | Ray Ortiz, Juan Munoz                                      |

Adjournment

The meeting was closed at 11:10 AM

\_\_\_\_\_  
Presiding Officer of the Council

\_\_\_\_\_  
Recorder

Attachment: CC MINS 7 1 2020 (3538 : Minutes)

# City Council

520 E Ocean Blvd.

## Regular Meeting

Los Fresnos, TX 78566

<http://citylf.cloudaccess.net/en/>

~ Minutes ~

Tuesday, July 14, 2020

6:00 PM

City Hall

### Agenda

- A. Call meeting to order  
Mayor Narvaez called the meeting to order at 6:00 p.m.
- B. Invocation and Pledge of Allegiance  
Dale House gave the invocation and led the audience of the in the Pledge of Allegiance.

**Visitors remarks-To speak you must sign in with the City Secretary prior to the meeting. You have a limit of 5 minutes to speak.**

There were no comments.

### Presentation

**Consideration and ACTION to approve a proclamation of the City of Los Fresnos, Texas recognizing the Los Fresnos Community Development Corporation for their help during the COVID-19 pandemic.**

Mayor Narvaez read the proclamation out loud for the audience present.

Enrique Juarez, CDC President, was present he gave a brief history on the CDC and thanked the council for the proclamation.

|                  |  |
|------------------|--|
| <b>RESULT:</b>   | <b>ADOPTED [UNANIMOUS]</b>                                 |
| <b>MOVER:</b>    | James Herrera, Councilman                                  |
| <b>SECONDER:</b> | Yolanda H. Cruz, Councilwoman                              |
| <b>AYES:</b>     | James Herrera, Andres Lopez, Polo Narvaez, Yolanda H. Cruz |
| <b>ABSENT:</b>   | Ray Ortiz, Juan Munoz                                      |

### Consent Agenda

Mayor Narvaez asked the Council if they had any questions or concerns on the consent agenda. There were none.

**Consideration and ACTION to approve the minutes from June 9, 2020.**

Motion was made and seconded to approve the minutes from June 9, 2020.

Attachment: CC MINS 7 14 2020 (3538 : Minutes)

**RESULT:** ADOPTED [UNANIMOUS]  
**MOVER:** Polo Narvaez, Mayor  
**SECONDER:** Andres Lopez, Councilman  
**AYES:** James Herrera, Andres Lopez, Polo Narvaez, Yolanda H. Cruz  
**ABSENT:** Ray Ortiz, Juan Munoz

**Consideration and ACTION to approve the second reading of Ordinance 511 to annex and zone territory to the City of Los Fresnos and extending the boundary limits of said City.**

Motion was made and seconded to approve the second reading of Ordinance 511 to annex and zone territory to the City of Los Fresnos and extending the boundary limits of said City.

**RESULT:** ADOPTED [UNANIMOUS]  
**MOVER:** Polo Narvaez, Mayor  
**SECONDER:** Andres Lopez, Councilman  
**AYES:** James Herrera, Andres Lopez, Polo Narvaez, Yolanda H. Cruz  
**ABSENT:** Ray Ortiz, Juan Munoz

**Consideration and ACTION to approve the Memorandum of Understating between LFCISD & City of Los Fresnos which calls for both authorities to establish and maintain a coordinated program for enhancing Emergency Operations Planning Response.**

**RESULT:** ADOPTED [UNANIMOUS]  
**MOVER:** Polo Narvaez, Mayor  
**SECONDER:** Andres Lopez, Councilman  
**AYES:** James Herrera, Andres Lopez, Polo Narvaez, Yolanda H. Cruz  
**ABSENT:** Ray Ortiz, Juan Munoz

**Consideration and ACTION to approve a Memorandum of Understanding between the City of Los Fresnos and South Texas ISD regarding the use of the parking lot at Memorial Park.**

Motion was made and seconded to approve a Memorandum of Understanding between the City of Los Fresnos and South Texas ISD regarding the use of the parking lot at Memorial Park.

**RESULT:** ADOPTED [UNANIMOUS]  
**MOVER:** Polo Narvaez, Mayor  
**SECONDER:** Andres Lopez, Councilman  
**AYES:** James Herrera, Andres Lopez, Polo Narvaez, Yolanda H. Cruz  
**ABSENT:** Ray Ortiz, Juan Munoz

**Consideration and ACTION to approve the first and second reading of Ordinance 512 approving a negotiated resolution between the city and Texas Gas Service (“TGS” or “the company”) regarding the company’s April 30, 2020 cost of service adjustment (“COSA”) filing; declaring existing rates to be unreasonable; adopting new tariffs that reflect rate adjustments consistent with the negotiated settlement and finding the rates to be set by the attached tariffs to be just and reasonable; providing for the recovery of the city’s and TGS’**

**reasonable and necessary rate case expenses; adopting a savings clause; determining that this ordinance was passed in accordance with the requirements of the Texas open meetings act; declaring an effective date; repealing any prior ordinances inconsistent with this ordinance and requiring delivery of this ordinance to the company's and the city's legal counsel.**

Motion was made and seconded to approve the first and second reading of Ordinance 512 approving a negotiated resolution between the city and Texas Gas Service ("TGS" or "the company") regarding the company's April 30, 2020 cost of service adjustment ("COSA") filing; declaring existing rates to be unreasonable; adopting new tariffs that reflect rate adjustments consistent with the negotiated settlement and finding the rates to be set by the attached tariffs to be just and reasonable; providing for the recovery of the city's and TGS' reasonable and necessary rate case expenses; adopting a savings clause; determining that this ordinance was passed in accordance with the requirements of the Texas open meetings act; declaring an effective date; repealing any prior ordinances inconsistent with this ordinance and requiring delivery of this ordinance to the company's and the city's legal counsel.

|                  |  |
|------------------|--|
| <b>RESULT:</b>   | <b>ADOPTED [UNANIMOUS]</b>                                 |
| <b>MOVER:</b>    | Polo Narvaez, Mayor  |
| <b>SECONDER:</b> | Andres Lopez, Councilman                                   |
| <b>AYES:</b>     | James Herrera, Andres Lopez, Polo Narvaez, Yolanda H. Cruz |
| <b>ABSENT:</b>   | Ray Ortiz, Juan Munoz                                      |

**Consideration and ACTION to approve change order number 1 and change order 2 for the 2019 Disaster Relief Texas CDBG 7219037 street improvement grant.**

Motion was made and seconded to approve change order number 1 and change order 2 for the 2019 Disaster Relief Texas CDBG 7219037 street improvement grant.

|                  |  |
|------------------|--|
| <b>RESULT:</b>   | <b>ADOPTED [UNANIMOUS]</b>                                 |
| <b>MOVER:</b>    | Polo Narvaez, Mayor  |
| <b>SECONDER:</b> | Andres Lopez, Councilman                                   |
| <b>AYES:</b>     | James Herrera, Andres Lopez, Polo Narvaez, Yolanda H. Cruz |
| <b>ABSENT:</b>   | Ray Ortiz, Juan Munoz                                      |

**Consideration and ACTION to approve the Order of Election and Notice of Election for the November 3, 2020 City Election.**

Motion was made and seconded to approve the Order of Election and Notice of Election for the November 3, 2020 city election and authorize the City Secretary to make any necessary changes in locations, days, dates, and times that may be ordered by the Governor of Texas or the Cameron County Elections Office due to the COVID-19 pandemic.



**RESULT:** ADOPTED [UNANIMOUS]  
**MOVER:** Polo Narvaez, Mayor  
**SECONDER:** Andres Lopez, Councilman  
**AYES:** Munoz, Herrera, Lopez, Narvaez, Cruz  
**ABSENT:** Ray Ortiz

**Consideration and ACTION to approve Resolution 6-2020 designating the Director of Finance to calculate the no new revenue tax rate and the voter-approval tax rate for the City of Los Fresnos.**

Motion was made and seconded to approve Resolution 6-2020 designating the Director of Finance to calculate the no new revenue tax rate and the voter-approval tax rate for the City of Los Fresnos.

**RESULT:** ADOPTED [UNANIMOUS]  
**MOVER:** Polo Narvaez, Mayor  
**SECONDER:** Andres Lopez, Councilman  
**AYES:** James Herrera, Andres Lopez, Polo Narvaez, Yolanda H. Cruz  
**ABSENT:** Ray Ortiz, Juan Munoz

**Action Items**

**Consideration and ACTION to approve the Los Fresnos Community Development Corporation action to provide funding for the Hike & Bike Trail Project.**

Mr. Milum explained during the design of the Hike & Bike Trail Project it was determined additional improvements would be needed which required additional funding a total of \$339,152.63. He contacted the Valley Baptist Legacy Foundation and they said they will provide \$75,000 in funding for the Hike and Bike Trail. The balance left would be \$264,154.63 the CDC approved to fund \$132,076.32.

Motion was made and seconded to approve the Los Fresnos Community Development Corporation action to fund the Hike & Bike Trail Project in the amount of \$132,076.32.

**RESULT:** ADOPTED [UNANIMOUS]  
**MOVER:** Andres Lopez, Councilman  
**SECONDER:** Polo Narvaez, Mayor  
**AYES:** James Herrera, Andres Lopez, Polo Narvaez, Yolanda H. Cruz  
**ABSENT:** Ray Ortiz, Juan Munoz

**Consideration and ACTION to approve additional funding for the Hike & Bike Trail project.**

Mr. Milum recommended funding \$132,076.31 towards the Hike & Bike Trail. He explained the city's Fund Balance was \$1,534,267 which would still leave a balance of \$1,402,191.

Motion was made and seconded to approved funding for the Hike & Bike Trail Project in the amount of \$132,076.31.

**RESULT: ADOPTED [UNANIMOUS]**  
**MOVER:** Polo Narvaez, Mayor  
**SECONDER:** Yolanda H. Cruz, Councilwoman  
**AYES:** James Herrera, Andres Lopez, Polo Narvaez, Yolanda H. Cruz  
**ABSENT:** Ray Ortiz, Juan Munoz

**Consideration and ACTION to accept bids and award a contract for the Hike & Bike Trail Project.**

Council member Juan Munoz connected at 6:19 pm. remotely via Zoom.

Mr. Milum explained since the additional funding was approved the council could now approve a contract the bids were discussed on detail at the last council meeting.

Motion was made and seconded to approve the bids and award the contract to Pederson Construction in the amount of \$895,152.63 for the Hike & Bike Trail Project.

**RESULT: ADOPTED [UNANIMOUS]**  
**MOVER:** James Herrera, Councilman  
**SECONDER:** Polo Narvaez, Mayor  
**AYES:** Munoz, Herrera, Lopez, Narvaez, Cruz  
**ABSENT:** Ray Ortiz

**Consideration and ACTION to repair East Sixth Street from Arroyo Boulevard to Pita Street or a portion of the street.**

Mr. Milum explained an issue concerning drainage and pavement along East Sixth Street and Arroyo Blvd. was brought up at the last meeting. The City received a quote to repair half of East Sixth Street. The \$30,000 funds were available to complete the project. Mr. Milum recommended the council approve repairing the entire street which would be an additional \$35,000.

Mr. Milum answered questions from the board and discussed the proposed project.

Motion was made and seconded to approve additional funding in the amount of \$35,000 to repair and re-pave East Sixth Street from Pita Street to Arroyo Blvd in for the total of \$65,000 and use quotes instead of advertised bids.

**RESULT: ADOPTED [UNANIMOUS]**  
**MOVER:** James Herrera, Councilman  
**SECONDER:** Polo Narvaez, Mayor  
**AYES:** Munoz, Herrera, Lopez, Narvaez, Cruz  
**ABSENT:** Ray Ortiz

**Consideration and ACTION to approve engineering for a proposed sidewalk on Whipple Road.**

Mr. Milum explained the widening of Whipple Road progress would take a few years. Mr. Milum feels there is a need for a sidewalk now due to the high use by students walking to and from school. Hanson Engineering provided a price for the engineering services of the sidewalk and have it ready to place for bids. The basic service cost \$43,800 and the special services will cost \$12,600 all capped at \$56,400.

Mr. Milum answered questions for the board and discussed the proposed project.

Motion was made and seconded to approve engineering for a proposed sidewalk on Whipple Road

**RESULT:** ADOPTED [UNANIMOUS]  
**MOVER:** James Herrera, Councilman  
**SECONDER:** Andres Lopez, Councilman  
**AYES:** Munoz, Herrera, Lopez, Narvaez, Cruz  
**ABSENT:** Ray Ortiz

**Consideration and ACTION to appoint a member to the Planning & Zoning Commission.**

Mayor Narvaez asked if any citizens had applied for the position. There was one Gordon Cappon.

Motion was made and seconded to appoint Gordon Cappon to the Planning & Zoning Commission.

**RESULT:** ADOPTED [UNANIMOUS]  
**MOVER:** Polo Narvaez, Mayor  
**SECONDER:** James Herrera, Councilman  
**AYES:** Munoz, Herrera, Lopez, Narvaez, Cruz  
**ABSENT:** Ray Ortiz

**Consideration and ACTION to update the Employee Policy concerning COVID-19.**

Mr. Milum explained the policy to council. He answered questions from the council and discussed the policy update.

Motion was made and seconded to update the Employee Policy concerning COVID-19.

**RESULT:** ADOPTED [UNANIMOUS]  
**MOVER:** Andres Lopez, Councilman  
**SECONDER:** Polo Narvaez, Mayor  
**AYES:** Munoz, Herrera, Lopez, Narvaez, Cruz  
**ABSENT:** Ray Ortiz

**Consideration and ACTION on COVID-19 response update.**

Mr. Milum gave the council updated information on the COVID-19 pandemic cases. Mr. Milum and the council discussed the information provided. There was no action taken.

**RESULT:** NO ACTION

**Acknowledgement of City Manager's Report**

**City Manager Report A. Wastewater Update B. Water Update C. Nature Park D. Hike & Bike Trails E. CDBG Disaster Grant F. Henderson Road Project G. Census Update H. Update Planning & Zoning Ordinance I. Drainage Update J. 75 Year Anniversary Celebration K. Whipple Road L. CDBG 9th Street Lift Station Relocation M. Alley Paving Project and Sign Installation N. Audit Agreement O. Sales Tax**

Mr. Milum gave an update on the Waste Water and Water Plant improvements. Mr. Milum reported the city has 7 active projects. There were no questions from the council.

Motion was made and seconded to acknowledge the City Manager Report.

|                  |                                      |
|------------------|--------------------------------------|
| <b>RESULT:</b>   | <b>ADOPTED [UNANIMOUS]</b>           |
| <b>MOVER:</b>    | Polo Narvaez, Mayor                  |
| <b>SECONDER:</b> | Yolanda H. Cruz, Councilwoman        |
| <b>AYES:</b>     | Munoz, Herrera, Lopez, Narvaez, Cruz |
| <b>ABSENT:</b>   | Ray Ortiz                            |

#### **Acknowledgement of Department Head Reports**

Mayor Narvaez asked the council if there were any questions on the Department Head Report. There were none.

#### **Financial Report June 2020 1. Monthly 2. Year to Date 3. Sales Tax**

Motion was made and seconded to acknowledge the Financial report.

|                  |                                      |
|------------------|--------------------------------------|
| <b>RESULT:</b>   | <b>ADOPTED [UNANIMOUS]</b>           |
| <b>MOVER:</b>    | Polo Narvaez, Mayor                  |
| <b>SECONDER:</b> | James Herrera, Councilman            |
| <b>AYES:</b>     | Munoz, Herrera, Lopez, Narvaez, Cruz |
| <b>ABSENT:</b>   | Ray Ortiz                            |

#### **Public Works Report June 2020 1. Water and Wastewater Activity 2. Calls for Service 3. Building Permits 4. Recycling**

Motion was made and seconded to acknowledge the Public Works report.

|                  |                                      |
|------------------|--------------------------------------|
| <b>RESULT:</b>   | <b>ADOPTED [UNANIMOUS]</b>           |
| <b>MOVER:</b>    | Polo Narvaez, Mayor                  |
| <b>SECONDER:</b> | James Herrera, Councilman            |
| <b>AYES:</b>     | Munoz, Herrera, Lopez, Narvaez, Cruz |
| <b>ABSENT:</b>   | Ray Ortiz                            |

#### **Police Department June 2020 1. Arrests 2. Incidents 3. Accidents**

Motion was made and seconded to acknowledge the Police report.

|                  |                                      |
|------------------|--------------------------------------|
| <b>RESULT:</b>   | <b>ADOPTED [UNANIMOUS]</b>           |
| <b>MOVER:</b>    | Polo Narvaez, Mayor                  |
| <b>SECONDER:</b> | James Herrera, Councilman            |
| <b>AYES:</b>     | Munoz, Herrera, Lopez, Narvaez, Cruz |
| <b>ABSENT:</b>   | Ray Ortiz                            |

#### **Municipal Court June 2020 1. Monthly Report**

Motion was made and seconded to acknowledge the Municipal Court report.

Regular Meeting

Tuesday, July 14, 2020

6:00 PM

**RESULT:** ADOPTED [UNANIMOUS]  
**MOVER:** Polo Narvaez, Mayor  
**SECONDER:** James Herrera, Councilman  
**AYES:** Munoz, Herrera, Lopez, Narvaez, Cruz  
**ABSENT:** Ray Ortiz

**Library Report June 2020 1. Monthly Report**

Motion was made and seconded to acknowledge the Library report.

**RESULT:** ADOPTED [UNANIMOUS]  
**MOVER:** Polo Narvaez, Mayor  
**SECONDER:** James Herrera, Councilman  
**AYES:** Munoz, Herrera, Lopez, Narvaez, Cruz  
**ABSENT:** Ray Ortiz

**Fire Marshal's Report June 2020 1. Monthly Report**

Motion was made and seconded to acknowledge the Fire Marshal report.

**RESULT:** ADOPTED [UNANIMOUS]  
**MOVER:** Polo Narvaez, Mayor  
**SECONDER:** James Herrera, Councilman  
**AYES:** Munoz, Herrera, Lopez, Narvaez, Cruz  
**ABSENT:** Ray Ortiz

**EMS Report 1. Quarterly report**

Motion was made and seconded acknowledge the LFEMS 3rd Quarter Report.

**RESULT:** ADOPTED [UNANIMOUS]  
**MOVER:** Polo Narvaez, Mayor  
**SECONDER:** James Herrera, Councilman  
**AYES:** Munoz, Herrera, Lopez, Narvaez, Cruz  
**ABSENT:** Ray Ortiz

I. Adjournment

Mayor Narvaez closed the meeting at 7:11 p.m.

\_\_\_\_\_  
 Presiding Officer of the Council

\_\_\_\_\_  
 Recorder

Attachment: CC MINS 7 14 2020 (3538 : Minutes)

**City Council**  
520 E Ocean Blvd.  
Los Fresnos, TX 78566

Meeting: 08/11/20 06:00 PM  
Department: City Secretary  
Category: Report  
Prepared By: Jacqueline Moya  
Initiator: Jacqueline Moya  
Sponsors:  
DOC ID: 3550

**SCHEDULED**

**ACTION ITEM (ID # 3550)**

---

**Consideration and ACTION to approve the 3rd Quarterly  
Investment Portfolio Report ended as of June 30, 2020.**

I recommend approval.



## **Investment Portfolio Summary For the Quarter Ended As of June 30, 2020**

**Quarterly Investment Report  
Investment Officer's Certification  
For the Quarter Ended  
As of June 30, 2020**

This report is prepared for the City of Los Fresnos in accordance with Chapter 2256 of the Public Funds Investment Act (PFIA). Section 2256.03(a) of the PFIA states that "Not less than quarterly, the investment officer shall prepare and submit to the governing body of the entity a written report of the investment transactions for all funds covered by this chapter for the reporting period." This report, which covers the quarter ended June 30, 2020 is signed by the City of Los Fresnos Investment Officer and the Investment Committee members and includes the disclosures required in the PFIA.

The investment portfolio complied with the PFIA and the City of Los Fresnos' approved Investment Policy and Strategy throughout the quarter. All investment transactions made in the City's portfolio during this quarter were made on behalf of the City and were in full compliance with PFIA and the City's approved Investment Policy.

  
Pablo A. Garza  
Investment Officer/Finance Director

  
Mark W. Milum  
City Manager/ Investment Committee

  
Polo Narvaez  
Mayor/ Investment Committee




**Quarterly Investment Report  
Table of Contents  
For the Quarter Ended  
As of June 30, 2020**

|   |                                |
|---|--------------------------------|
| 4 | Detail of Security Holdings    |
| 5 | Portfolio Summary              |
| 6 | Yield Summary                  |
| 7 | Quarterly Asset Reconciliation |
| 8 | Purchase/Sale Maturity         |

DETAIL OF SECURITY HOLDINGS  
June 30, 2020

| Security Description   | Security CUSIP | Yield/<br>Coupon | Settlement<br>Date | Maturity<br>Date | Par<br>Value | Purchase<br>Price | Purchase<br>Cost | Book Value   | Market<br>Price | Accrued<br>Interest | Market Value | Days to<br>Maturity | Yield to<br>Maturity |
|--|----------------|------------------|--------------------|------------------|--------------|-------------------|------------------|--------------|-----------------|---------------------|--------------|---------------------|----------------------|
| <b>General Fund</b>  |                |                  |                    |                  |              |                   |                  |              |                 |                     |              |                     |                      |
| Lone Star Investment Pool-Emergency Reserve                      | First Public   | 0.696            |                    |                  |              |                   |                  |              |                 |                     |              |                     |                      |
| FCB-Debit Cards  | FCB            | -                |                    |                  |              |                   | 957,538          | 957,538      | 100             |                     | 957,538      |                     | 0.696                |
| FCB-General Fund (Operating)                                     | FCB            | 0.250            |                    |                  |              |                   | 5,000            | 5,000        | 100             |                     | 5,000        |                     | -                    |
| FCB-General Fund (Emergency Reserve LS)                          | FCB            | 0.250            |                    |                  |              |                   | 278,868          | 278,868      | 100             |                     | 278,868      |                     | 0.250                |
| FCB-Senior Citizens  | FCB            | 0.250            |                    |                  |              |                   | -                | -            | 100             |                     | -            |                     | 0.250                |
| FCB-Forfeited Property-Non interest (PD Seizure Funds)           | FCB            | -                |                    |                  |              |                   | 37,357           | 37,357       | 100             |                     | 37,357       |                     | 0.250                |
| FCB-Forfeited Property (PD Seizure Funds)                        | FCB            | 0.250            |                    |                  |              |                   | 706              | 706          | 100             |                     | 706          |                     | -                    |
| FCB-Payroll  | FCB            | 0.250            |                    |                  |              |                   | 1,357            | 1,357        | 100             |                     | 1,357        |                     | 0.250                |
|  |                | 0.250            |                    |                  |              |                   | 154,227          | 154,227      | 100             |                     | 154,227      |                     | 0.250                |
|  |                |                  |                    |                  |              |                   | 1,435,053        | 1,435,053    |                 |                     | 1,435,053    |                     | 0.243                |
| <b>Water &amp; Sewer Fund</b>                                    |                |                  |                    |                  |              |                   |                  |              |                 |                     |              |                     |                      |
| Lone Star Investment Pool-Emergency Reserve                      | First Public   | 0.696            |                    |                  |              |                   |                  |              |                 |                     |              |                     |                      |
| FCB-Debit Cards  | FCB            | -                |                    |                  |              |                   | 1,079,663        | 1,079,663    | 100             |                     | 1,079,663    |                     | 0.696                |
| FCB-Water & Sewer (Operating)                                    | FCB            | 0.250            |                    |                  |              |                   | 5,000            | 5,000        | 100             |                     | 5,000        |                     | -                    |
| FCB-Water & Sewer (Meter Deposits LS)                            | FCB            | 0.250            |                    |                  |              |                   | 537,053          | 537,053      | 100             |                     | 537,053      |                     | 0.250                |
| FCB-W&S Rev Bonds S84-84A I&S                                    | FCB            | 0.250            |                    |                  |              |                   | 213,086          | 213,086      | 100             |                     | 213,086      |                     | 0.250                |
| FCB-W&S Rev Bonds S84-84A (Reserved Funds)                       | FCB            | 0.250            |                    |                  |              |                   | 37               | 37           | 100             |                     | 37           |                     | 0.250                |
| FCB-Water & Sewer (Emergency Reserve)                            | FCB            | 0.250            |                    |                  |              |                   | 84,533           | 84,533       | 100             |                     | 84,533       |                     | 0.250                |
| FCB-Utility Expansion (Purchase Water Rights/Utility Improvment) | FCB            | 0.250            |                    |                  |              |                   | 61               | 61           | 100             |                     | 61           |                     | 0.250                |
|  |                | 0.250            |                    |                  |              |                   | 3,538            | 3,538        | 100             |                     | 3,538        |                     | 0.250                |
|  |                |                  |                    |                  |              |                   | 1,922,970        | 1,922,970    |                 |                     | 1,922,970    |                     | 0.27                 |
| <b>Special Revenue Funds</b>                                     |                |                  |                    |                  |              |                   |                  |              |                 |                     |              |                     |                      |
|  | FCB            |                  |                    |                  |              |                   | -                | -            | 100             |                     | -            |                     | -                    |
| <b>Debt Service</b>  |                |                  |                    |                  |              |                   |                  |              |                 |                     |              |                     |                      |
| FCB-Debt Service (Bond Payments)                                 | FCB            | 0.250            |                    |                  |              |                   | 63,488           | 63,488       | 100             |                     | 63,488       |                     | 0.25                 |
|  |                |                  |                    |                  |              |                   | 63,488           | 63,488       |                 |                     | 63,488       |                     | 0.25                 |
| <b>Capital Projects</b>  |                |                  |                    |                  |              |                   |                  |              |                 |                     |              |                     |                      |
| FCB-2016CDBG Grant Contract 7216300 (Streets)                    | FCB            | -                |                    |                  |              |                   | -                | -            | 100             |                     | -            |                     | -                    |
| FCB-TPW 50-000461 Nature Park                                    | FCB            | -                |                    |                  |              |                   | 166,013          | 166,013      | 100             |                     | 166,013      |                     | -                    |
| FCB-USDA (Water Distribution System Project)                     | FCB            | -                |                    |                  |              |                   | -                | -            | 100             |                     | -            |                     | -                    |
| FCB-TSSI Safe Room DR-1791-363                                   | FCB            | -                |                    |                  |              |                   | -                | -            | 100             |                     | -            |                     | -                    |
| FCB-Valley Legacy Foundation Grant (Hike & Bike Trail)           | FCB            | 0.250            |                    |                  |              |                   | 390,853          | 390,853      | 100             |                     | 390,853      |                     | 0.250                |
| FCB-CO SR 2014 (Lopez LS, Land, Sewer Ext, Evergreen St)         | FCB            | -                |                    |                  |              |                   | 187,860          | 187,860      | 100             |                     | 187,860      |                     | -                    |
| FCB-TWDB-DWSRF NO. 62627 (Engineering)                           | FCB            | -                |                    |                  |              |                   | -                | -            | 100             |                     | -            |                     | -                    |
| FCB-TWDB-CWSRF CO 2009 (Collection System/WWTP)                  | FCB            | 0.250            |                    |                  |              |                   | 38,192           | 38,192       | 100             |                     | 38,192       |                     | 0.250                |
| FCB-Tax Increment Reinvestment Zones (TIRZ)                      | FCB            | -                |                    |                  |              |                   | 293,196          | 293,196      | 100             |                     | 293,196      |                     | -                    |
| FCB-TWDB-CWSRF NO. 73687 (Engineering)                           | FCB            | -                |                    |                  |              |                   | -                | -            | 100             |                     | -            |                     | -                    |
| FCB-CO SR 2017 (Streets & City Hall)                             | FCB            | -                |                    |                  |              |                   | 15,388           | 15,388       | 100             |                     | 15,388       |                     | -                    |
| Lone Star Investment Pool - CO SR 2017                           | First Public   | 0.696            |                    |                  |              |                   | 289,257          | 289,257      | 100             |                     | 289,257      |                     | 0.696                |
| FCB- Tax Note Series 2018 (City Hall)                            | FCB            | 0.250            |                    |                  |              |                   | 2,557            | 2,557        | 100             |                     | 2,557        |                     | 0.250                |
| Lone Star Investment Pool - CO SR 2018                           | First Public   | 0.696            |                    |                  |              |                   | 188,340          | 188,340      | 100             |                     | 188,340      |                     | 0.696                |
|  |                |                  |                    |                  |              |                   | 1,571,656        | 1,571,656    |                 |                     | 1,571,656    |                     | 0.153                |
| <b>Community Development Corp</b>                                |                |                  |                    |                  |              |                   |                  |              |                 |                     |              |                     |                      |
| FCB-CDC (Operating)  | FCB            | 0.250            |                    |                  |              |                   | 297,217          | 297,217      | 100             |                     | 297,217      |                     | 0.250                |
|  |                |                  |                    |                  |              |                   | 297,217          | 297,217      |                 |                     | 297,217      |                     | 0.250                |
| <b>TOTAL PORTFOLIO</b>   |                |                  |                    |                  |              |                   |                  |              |                 |                     |              |                     |                      |
|  |                |                  |                    |                  |              |                   | \$ 5,290,385     | \$ 5,290,385 |                 |                     | \$ 5,290,385 |                     | 0.195                |

# **PORTFOLIO SUMMARY** **June 30, 2020**



**YIELD SUMMARY**  
As of June 30, 2020

| Security Description             | Security CUSIP | Settlement Date | Maturity Date | Par Value | Market Value | Percent of Assets | Days to Maturity | Weighted Average Maturity | Yield to Maturity |
|----------------------------------|----------------|-----------------|---------------|-----------|--------------|-------------------|------------------|---------------------------|-------------------|
| <b>Bank Deposit</b>              |                |                 |               |           |              |                   |                  |                           |                   |
| First Community Bank             | FCB            |                 |               |           | 2,775,586    | 52%               |                  |                           | 0.25              |
| <b>Money Markets &amp; Pools</b> |                |                 |               |           |              |                   |                  |                           |                   |
| Lone Star Investments            | First Public   |                 |               |           | 2,514,798    | 48%               |                  |                           | 0.70              |
| <b>Certificate of Deposit</b>    |                |                 |               |           |              |                   |                  |                           |                   |
| First Community Bank             | FCB            |                 |               | -         | -            | 0%                | -                | -                         | -                 |
| <b>TOTAL PORTFOLIO</b>           |                |                 |               | \$ -      | \$ 5,290,385 | 100%              |                  |                           | 0.95              |

**MARKET VALUE ASSET RECONCILIATION**  
**FROM 04-1-2020 TO 06-30-2020**

| Security                         | Market Value<br>04-01-2020 | Additions<br>Purchases | Withdrawals<br>Sales  | Realized<br>Gains | Unrealized<br>Gains | Interest<br>Gains | Market Value<br>06-30-2020 |
|----------------------------------|----------------------------|------------------------|-----------------------|-------------------|---------------------|-------------------|----------------------------|
| <b>Bank Deposit</b>              |                            |                        |                       |                   |                     |                   |                            |
| First Community Bank             | 2,775,586                  | -                      | -                     | -                 | -                   | -                 | 2,775,586                  |
| <b>Money Markets &amp; Pools</b> |                            |                        |                       |                   |                     |                   |                            |
| Lone Star Investments            | 1,957,809                  | 1,800,000              | (1,247,782)           | -                 | -                   | 4,772             | 2,514,799                  |
| <b>Certificate of Deposit</b>    |                            |                        |                       |                   |                     |                   |                            |
| First Community Bank             | -                          | -                      | -                     | -                 | -                   | -                 | -                          |
| <b>TOTAL PORTFOLIO</b>           | <u>\$ 4,733,395</u>        | <u>\$ 1,800,000</u>    | <u>\$ (1,247,782)</u> | <u>\$ -</u>       | <u>\$ -</u>         | <u>\$ 4,772</u>   | <u>\$ 5,290,386</u>        |

PURCHASE AND SALE MATURITY  
FROM 04-1-2020 TO 06-30-2020

| Trade Date | Settlement<br>Date | Quantity | Security | Unit Price | Amount |
|------------|--------------------|----------|----------|------------|--------|
|------------|--------------------|----------|----------|------------|--------|

PURCHASES

SALES/MATURITIES

**City Council**  
520 E Ocean Blvd.  
Los Fresnos, TX 78566

Meeting: 08/11/20 06:00 PM  
Department: City Secretary  
Category: Contract  
Prepared By: Jacqueline Moya  
Initiator: Jacqueline Moya  
Sponsors:

**SCHEDULED**

**ACTION ITEM (ID # 3549)**

DOC ID: 3549 A

---

---

**Consideration and ACTION to approve a maintenance agreement for the Drive Through Tube System.**

One of the most critical parts of the City is the drive-thru, especially in COVID-19 times. It is critical that the tube system that sends documents and funds back and forth to the cashiers remain in top condition. The company that installed the system has a maintenance service that will take care of this for us. It is only \$1,762.50 for the first year and for each of the next 3 years is it \$3,525. This can quickly pay for itself in as little as 1 service call in a year. This includes upgrades to the system as well as general maintenance.

I recommend approval.

## Platinum Maintenance Contract Terms and Conditions

LOCATION: Los Fresno City Hall

One year – Under warranty: 08/03/2020 – 07/31/2021 – \$ 1,762.50 (note: Extended warranty period due to poor install)

PRICING: 2<sup>nd</sup> – 4th year w/ Upgrade: \$ 3,525.00 / Annually (2022,2023,2024)

Double lane Model QT- 4500 with Two way Audio / video.

Date of Original Install: 10/01/2019

Date of MC and upgrade: \_\_\_\_\_

1. For the considerations and covenants hereinafter specified and subject to the terms of this agreement (includes opposite side hereof) **Quick Tube Systems, Inc.** or it's successors, assigns or agents will inspect, service and maintain in good operating condition for the period of (1) one year from the date hereof, this equipment listed on the enclosed summary sheets according to the attached service specifications for each piece of equipment covered by this agreement.

**The Contract fees shall be payable in advance plus applicable sales tax.**

2. Unscheduled service and maintenance calls will be performed as expeditiously as possible upon proper notification to **Quick Tube Systems**. **Quick Tube Systems** reserves the right to perform scheduled maintenance at the time unscheduled maintenance is required. Unless otherwise specified necessary and based on your plan type, replacement parts will be charged; if applicable, to the subscriber at the current listed price at the time they are installed.
3. All parts and service required to repair equipment for damages incurred by other than normal wear and use will be charged to the subscriber utilizing current rates for time, expenses and material. This agreement does not include any subsequent major overhaul of the listed equipment.
4. This agreement does not cover damage caused by burglary, fire, flood, war, riot, attack, blasting, bombings, earthquakes, civil commotions, settlings of walls or foundations, expanding of doors or walls, loss of or incorrect changing of combinations or time lock settings, operational errors, abuse or usage of equipment for purposes other than specifically designed for and or intended, or other conditions beyond the control of **Quick Tube Systems**, and repairs for damage so caused shall not be considered to be maintenance and shall be separately paid for by the subscriber.
5. The scheduled maintenance service shall be performed by **Quick Tube Systems** during regular business hours on days other than Saturdays, Sundays or holidays. An additional charge shall be made for any scheduled maintenance or repairs requested by subscriber to be performed at any time other than regular business hours.
6. **Quick Tube Systems** agrees to supply parts required to replace worn or broken parts or to repair components.
7. It is agreed by both parties hereto that this agreement shall continue in force for a period of twelve months and shall continue automatically; thereafter, from year to year for further annual periods at current prices in effect unless either party hereto gives notice of cancellation in writing to the other (60) sixty days before the expiration of the then current period. It is further agreed that the yearly period referred to shall be deemed to end at 12:00 midnight on the anniversary date each year thereafter. Pricing will remain the same for four years; at which time, pricing will be reviewed for renewal prior to the fifth year.



## Platinum Maintenance Contract Terms and Conditions

8. The Subscriber agrees to promptly notify **Quick Tube Systems'** authorized service representative of any trouble or irregularity in the functioning of the equipment and to discontinue the use of such part of the equipment until adjusted by or instructions are received from **Quick Tube Systems**, and the Subscriber agrees not to permit anyone to service, tamper or deal in any way with the equipment except **Quick Tube Systems** and that allowing an unauthorized agent to do such can, at the discretion of **Quick Tube Systems**, void the contract.
9. It is agreed that any Subscriber equipment not under prior **Quick Tube Systems'** Service and Maintenance Agreement, shall be inspected and brought up to current standards with repairs, parts and labor, if deemed necessary by Subscriber and **Quick Tube Systems**. Based on the age and location, a proposal will be completed and approved by **Subscriber**. Once approved, the work will be payable by Subscriber at the agreed prices before the Maintenance Agreement will go into effect.
10. Carriers, carrier parts and repairs, light bulbs, air washers and any other parts requiring replacement under normal wear and tear, are expendable parts and are not covered under this agreement. Normal wear and tear for these items is six (6) months. If any of the items above need to be replaced before six (6) months of usage, **Quick Tube Systems** will cover these items as part of this agreement.
11. When equipment covered under this agreement is deemed to be worn out by **Quick Tube Systems** due to normal wear and tear, or becomes obsolete or outdated due to obsolescence or discontinuance of parts, or by advances in technology, **Quick Tube Systems** has the right to replace, at their own expense maintaining the overall integrity of the system.
12. Misuse of the equipment, i.e. overloaded carriers, jammed carriers, foreign objects, etc., will be billed on a time and material basis at current established prices.
13. Subscriber agrees to pay, in addition to the stated charges above, any taxes, fees, or charges that are imposed by any governmental body relating to the maintenance or service provided under this agreement and to abide by all rules and ordinances which may be applicable.
14. This agreement is not binding unless approved by an authorized representative of **Quick Tube Systems**. **Quick Tube Systems** shall have the right to assign this agreement to any other person, from a corporation, without notice to Subscriber and shall have the further right to subcontract any services which it may perform. There are no verbal or written understanding changing or modifying this agreement.
15. The Parties hereto agree that all suits and special proceedings hereunder be construed in accordance with any governed by the laws of the State of Texas and said Texas laws shall be applicable and govern to the exclusion of the law of any other forum without regard to the jurisdiction in which any action or special proceeding may be instituted.
16. This agreement shall be binding upon and inure to the benefit of the legal representatives, successors and assigns of **Quick Tube Systems** and the Subscriber.
17. Damage to the pneumatic tubing that is caused by corrosion or settling of the building, driveway or canopy is not covered under the terms of this agreement.
18. Any computer hardware, software, operating system, or other peripheral devices that are used in conjunction with Alarm, DVR, CCTV, Biometrics or similar devices is not covered under the terms of this contract and should be referred to the original equipment manufacturer of the computer.

## Platinum Maintenance Contract Terms and Conditions

Platinum Maintenance Contract: The platinum is a four (4) year preventive maintenance contract which offers special provisions that include few value add items noted in the above. See details in estimate for special value added offerings for this platinum maintenance contract.

Pricing is good for four years based on consecutive years and paid as agreed.

Subscriber Authorized Signature:

Authorized by: \_\_\_\_\_

By: \_\_\_\_\_

Title: \_\_\_\_\_

Date: \_\_\_\_\_

Quick Tube Systems, Inc. Authorized Signature

By: \_\_\_\_\_

Title: \_\_\_\_\_

Date: \_\_\_\_\_

**Platinum Maintenance Contract  
Terms and Conditions**

---

## **Addendum A**

### **Platinum Maintenance Contract Summary:**

**Four Year Value Annual Coverage**

**Covered: All Hardware and Operating software**

**Audio & Video (Speaker, microphone, Video Monitors)**

**Hardware: CU Membrane, Interface boards, TU membrane, Door Gaskets, Handles, landing pads and all Tubing**

**Hardware /Software: System Controller**

**(3) Quarterly PM visits and report**

**(1) Annual Scheduled PM Review and report**

### **Major Components replaced at the end of 4<sup>th</sup> year:**

- **All blower motors, Bi-pass valve, System Controller, cleaning / leak check: Due to weather and location, the customer units may or may not require fresh paint but at the minimum, will require detail cleaning. The idea behind this is to keep your equipment looking new at all times.**

## Platinum Maintenance Contract Terms and Conditions

### Platinum Maintenance Contract Annual Breakdown:

## 1<sup>st</sup> Year:

**1<sup>st</sup> visit of first year requirements: Parts are replaced as required and not necessarily as noted below. This is a typical replacement schedule.**

**\*\*\* Deposit of 2 carriers / lane\*\*\*\***

- System Controller software to be updated on all QTS Locations if applicable.
- Replace Customer and Teller unit landing pads:
- Replace Teller & Customer unit “Send / Recall” membrane buttons
- Deliver (2) new carriers (New Design with new wear band material) per lane.
- Check all blower motors and bi-pass valve for proper operation.
- Make required adjustments both on the pneumatic tube and all audio / video components.

### 2<sup>nd</sup> quarterly visit

- Clean and check all components.
- Replace any worn items including CU / TU Membrane buttons, door seals, etc.
- Replace any component that is required since the 1<sup>st</sup> visit.

### 3<sup>rd</sup> quarterly visit

- Clean and check all components.
- Replace any worn items including CU / TU Membrane buttons, door seals, etc.

## 1<sup>st</sup> Year / 4<sup>th</sup> quarterly / annual visit

- Check for wear and tear both Customer and Teller unit landing pads. If required, replace
- Check for wear and tear for the Customer unit “Send / Call” membrane buttons
- Check for wear and tear for the Teller Unit “Send / Recall” membrane buttons
- Make any and all adjustments both on the pneumatic tube and all audio / video components
- Take photos of both customer and Teller “Pharmacy” units for verification and for (1st) annual report
- Sign off from Pharmacy Manager and Store Manager, that all systems are working as designed.

## Platinum Maintenance Contract Terms and Conditions

### 2<sup>nd</sup> Year:

**1<sup>st</sup> visit of 2<sup>nd</sup> year preventive maintenance requirements: Parts are replaced as required and not necessarily as noted below. This is a typical replacement schedule.**

**\*\*\* Deposit of 2 carriers / lane\*\*\*\***

- Check to ensure all QTS System Controllers have the latest software updates
- Replace Customer and Teller unit landing pads
- Replace Customer & Teller unit "Send / Call" membrane buttons
- Replace Both CU & TU Photo eye "Carrier notification Switches" for proper operations
- Replace Customer unit microphone and speaker
- Replace Customer unit "Interface PCB"
- Deliver (2) new carriers (New Design with new wear band material) per lane
- Check all blower motors and bi-pass valve for proper operation
- Make any and all adjustments both on the pneumatic tube and all audio / video components.

#### 2<sup>nd</sup> quarterly visit

- Clean and check all components.
- Replace any worn items including CU / TU Membrane buttons, door seals, etc.
- Replace any component that is required since the 1<sup>st</sup> visit.

#### 3<sup>rd</sup> quarterly visit

- Clean and check all components.
- Replace any worn items including CU / TU Membrane buttons, door seals, etc.

### 2<sup>nd</sup> Year / 4<sup>th</sup> quarterly / annual visit

- Check for wear and tear both Customer and teller unit landing pads. If required, replace
- Check for wear and tear for the Customer unit "Send / Call" membrane buttons
- Check for wear and tear for the Teller Unit "Send / Recall" membrane buttons
- Make any and all adjustments both on the pneumatic tube and all audio / video components
- Take photos of both customer and Teller "Pharmacy" units for verification and for (2<sup>nd</sup>) annual report
- Sign off from Pharmacy Manager and Store Manager that all systems are working as designed.

## Platinum Maintenance Contract Terms and Conditions

### 3<sup>rd</sup> Year:

**1<sup>st</sup> visit of Third year requirements: Parts are replaced as required and not necessarily as noted below. This is a typical replacement schedule.**

**\*\*\* Deposit of 2 carriers / lane\*\*\*\***

- Check to ensure all QTS System Controllers have the latest software updates
- Replace Customer and Teller unit landing pads
- Replace Customer & Teller units "Send / Call" membrane buttons
- Deliver (2) new carriers (New Design with new wear band material) per lane
- Check all blower motors and bi-pass valve for proper operation
- Make any and all adjustments both on the pneumatic tube and all audio / video components.

#### **3<sup>rd</sup> year / 2<sup>nd</sup> quarterly visit**

- Clean and check all components.
- Replace any worn items including CU / TU Membrane buttons, door seals, etc.
- Replace any component that is required since the 1<sup>st</sup> visit.

#### **3<sup>rd</sup> year / 3<sup>rd</sup> quarterly visit**

- Clean and check all components
- Replace any worn items including CU / TU Membrane buttons, door seals, etc.

#### **3<sup>rd</sup> year / 4<sup>th</sup> quarterly / annual visit**

- Check for wear and tear both Customer and teller unit landing pads. If required, replace
- Check for wear and tear for the Customer unit "Send / Call" membrane buttons
- Check for wear and tear for the Teller Unit "Send / Recall" membrane buttons
- Make any and all adjustments both on the pneumatic tube and all audio / video components
- Take photos of both customer and Teller "Pharmacy" units for verification and for (3rd) annual report
- Sign off from Pharmacy Manager and Store Manager that all systems are working as designed.

**Platinum Maintenance Contract  
Terms and Conditions**

## **4<sup>th</sup> Year: Parts Life span replacement year.**

**1<sup>st</sup> visit of fourth year requirements: Parts are replaced as required and not necessarily as noted below. This is a typical replacement schedule.**

**\*\*\* Deposit of 2 carriers / lane\*\*\*\***

- Check to ensure all QTS System Controllers have the latest software updates
- Replace Customer and teller unit landing pads
- Replace Customer & Teller unit "Send / Call" membrane buttons
- Replace Both CU & TU Photo eye "Carrier Notification Switches" for proper operations
- Replace Customer unit microphone and speaker
- Replace Customer unit "Interface PCB"
- Deliver (2) new carriers (New Design with new wear band material) per lane
- Check all blower motors and bi-pass valve for proper operation
- Make any and all adjustments both on the pneumatic tube and all audio / video components.

### **4th year / 2<sup>nd</sup> quarterly visit**

- Clean and check all components.
- Replace any worn items including CU / TU Membrane buttons, door seals, etc.
- Replace any component that is required since the 1<sup>st</sup> visit.

### **4th year / 3<sup>rd</sup> quarterly visit**

- Clean and check all components
- Replace any worn items including CU / TU Membrane buttons, door seals, etc.

### **4th year / 4<sup>th</sup> quarterly / annual visit**

- **Major Components Replacement:**

#### **REPLACE THE FOLLOWING ITEMS:**

- 4 year replacement part: Complete blower pack and bi-pass valves for each lane
- 4 year replacement part: Replace System Controller PCB / Software update
- 4 year replacement part: Replace all audio goosenecks and handsets. If not done on previous visits
- 4 year maintenance / cleaning: Touch up or repaint Customer units if required based on location.

## Platinum Maintenance Contract Terms and Conditions

### 4th year / 4<sup>th</sup> quarterly / annual visit Continued:

- Make any and all adjustments both on the pneumatic tube and all audio / video components
- Take photos of both customer and Teller “Pharmacy” units for verification and 4<sup>th</sup> year annual report
- Sign off from Pharmacy Manager and Store Manager that all systems are working as designed.

### Maintenance Contract Summary:

It is our recommendation to replace all blower motors and any other moving part every four – five years. The idea behind Preventative Maintenance is to prevent any down time; therefore, we highly recommend the replacement of the above major component parts every four – five years based on the volume and other operational factors (Distance, Weather, Location). As in all systems, new technology and design changes are made to improve the operation of the system. We reserve the right to implement the changes as part of this maintenance agreement at no additional cost. Our goal is to keep all of our systems updated each fourth or fifth year including all newer technology. In doing so, our cost to service our product line under this preventative maintenance agreement is lowered while your operations improve.

The Preventive Maintenance program is designed to eliminate down time and costly maintenance as the system becomes older. History shows, cost to maintain increases after the 5<sup>th</sup> year when not being maintained on an annual basis. Your systems will be constantly maintained annually with an annual, bi-annual and fourth and fifth year major component replacement time frame. In doing so, your system will remain new every four to Five years. This includes all operating components including all pneumatic tube system hardware, software and Audio / Video components.

The following pages offers a quick summary and Q & A sheet.



## Platinum Maintenance Contract Terms and Conditions



**Addendum A: Part replacement summary: Note: Parts are replaced as required and not necessarily as noted below. This is a typical replacement schedule.**

### **Platinum Preventative Maintenance Schedule (4 / 5 year Value Platinum Program)**

#### **Annual replacement parts: (Year 1 - 4)**

- All Customer and Teller membranes
- All Customer and Teller landing pads
- Carriers (2) per lane

#### **Bi-Annual replacement parts: (Year 2 & 4)**

- Customer unit interface board (Bi-Annual)
- Customer unit microphone and speaker (Bi-Annual)
- Customer unit connections - Cat 5 replaced. (Bi-Annual)
- All Customer and Teller membranes (Annually)
- All Customer and Teller landing pads (Annually)

#### **Fourth / Fifth year replacement parts based on the location: (Year 4)**

- Blower motors / bi-pass valve (4<sup>th</sup> Year only)
- System Controller PCB / Software updates (4<sup>th</sup> Year Only)
- Deep cleaning of all components / painting if required at customer units. (4<sup>th</sup> year Only)
- Check all tubing and bends for leaks. Reseal if required. (4<sup>th</sup> Year Only)
- Customer unit interface board (Bi-Annual)
- Customer unit microphone and Speaker (Bi-Annual)
- Customer unit connections - Cat 5 replaced. (Bi-Annual)
- All Customer and Teller membranes (Annually)
- All Customer and Teller landing pads (Annually)
- Carriers (2) per lane (Annually)

**NOTE: if this is a lower volume location the 2<sup>nd</sup> year will repeat in the 4<sup>th</sup> and the major component year will move to the 5<sup>th</sup> year.**

**Platinum Maintenance Contract  
Terms and Conditions**

# EXHIBIT A

## Q & A

- What if we wait for another few years and then decide to become active?
  - Answer: We will have a one-time service charge to ensure all equipment is operating and meets current specifications. Once the equipment is updated to all current specifications, then the program begins. This is certainly more expensive the longer you wait. (SEE PRICING)
- Can we decide after 2 or 3 years to exit the Maintenance agreement?
  - Answer: Yes – However, we will invoice one time each calender anniversary with no refund. If you want to cancel, we will need a written cancellation letter 60 days prior to the new year.
    - No penalties for cancellation
    - No main component replacements / upgrades at our cost unless you complete the 4 year program.
- Can you offer the same program with other equipment?
  - Answer: Yes - but depending on the equipment and age, we will require confirmation of the existing system and maintenance history records.
  - If the product is a pneumatic tube and older than 8 years, we would recommend replacement of the equipment.

This program is based on keeping your overall drive thru system updated and operating for years to come. Like any operating system, preventive maintenance is the key to maintain your equipment and eliminate early replacement cost.

Sincerely

Ray Epps

CEO / President

Quick Tube Systems, Inc.

**City Council**  
520 E Ocean Blvd.  
Los Fresnos, TX 78566

Meeting: 08/11/20 06:00 PM  
Department: City Secretary  
Category: Agreement  
Prepared By: Jacqueline Moya  
Initiator: Jacqueline Moya  
Sponsors:

**SCHEDULED**

**ACTION ITEM (ID # 3551)**

DOC ID: 3551 A

---

---

**Consideration and ACTION to approve an agreement for services to provide swimming lessons for the fiscal year 2020/2021.**

This is the agreement that has been in place for many years to provide swimming lessons for our residents. The swimming lessons are a very important piece of our overall program. The cost is kept low so that people can afford the lessons. The cost just covers the one giving the lessons as well as several lifeguards to assist, especially with the younger age groups. We have almost a one student to one lifeguard ratio with the younger groups. The city provides 4 lifeguards.

I recommend approval.

**City Council**  
520 E Ocean Blvd.  
Los Fresnos, TX 78566

Meeting: 08/11/20 06:00 PM  
Department: City Secretary  
Category: Bad Debt  
Prepared By: Jacqueline Moya  
Initiator: Jacqueline Moya  
Sponsors:

**SCHEDULED**

**ACTION ITEM (ID # 3558)**

DOC ID: 3558 A

---

---

**Consideration and ACTION to approve the write off of bad debt for the utility accounts and garbage for the 2019-2020 fiscal year.**

Once a year we write off debt for water, sewer and garbage that is not collectable. As is always the case we don't like to write off any but it is relatively small compared to what is billed in a given year. The total bills of water, sewer and garbage for 2017-2018 was \$2,306,941.57. The total write off of garbage, penalties, water and sewer fees is \$10,463.99 or less than half of 1% (0.45%). We do all we can to collect. These amounts and names actually are kept in the system and if they appear again to open an account we can collect.

Garbage - \$2,287.77

Water - \$4,654.84

Sewer - \$3,521.38

I recommend approval.

G/L POSTING DATE: 8/03/2020

\*\* TRANSFER TO BAD DEBT \*\*

PACKET: 15288

POSTING TYPE: BOTH

COMMENT CODE: BAD -BAD DEBT

FLAG ACCOUNT: YES

| ACCOUNT NO                       | NAME                        | BALANCE    | LAST BILL  |        |            |        |           |        |
|----------------------------------|-----------------------------|------------|------------|--------|------------|--------|-----------|--------|
| 01-07100-00-0                    | TREVINO, JOSE JR            | 78.93      | 100-WATER  | 20.65  | 200-SEWER  | 31.86  | 300-GBG-R | 26.42  |
| ** LAST PAYMENT MADE: 10/17/2017 |                             | 10/20/2017 |            |        |            |        |           |        |
| 01-08900-13-0                    | ATKINSON, NELDA             | 67.68      | 100-WATER  | 31.55  | 200-SEWER  | 16.85  | 300-GBG-R | 17.54  |
| ** LAST PAYMENT MADE: 5/25/2018  |                             | 7/20/2018  | 800-PEN-WS | 1.27   | 801-PEN-GB | 0.47   |           |        |
| 01-22001-00-0                    | SMITH, LEIGHTON II          | 370.94     | 100-WATER  | 260.09 | 200-SEWER  | 43.45  | 300-GBG-R | 25.95  |
| ** LAST PAYMENT MADE: 10/02/2017 |                             | 10/20/2017 | 800-PEN-WS | 38.54  | 801-PEN-GB | 2.91   |           |        |
| 01-25109-00-0                    | TK MANAGEMENT (LOZANO)      | 36.81      | 100-WATER  | 14.76  | 200-SEWER  | 13.23  | 300-GBG-R | 8.82   |
| ** LAST PAYMENT MADE: 3/07/2018  |                             | 3/20/2018  |            |        |            |        |           |        |
| 02-02700-10-0                    | CASTILLO, GABRIELA E        | 114.85     | 100-WATER  | 45.57  | 200-SEWER  | 42.85  | 300-GBG-R | 21.28  |
| ** LAST PAYMENT MADE: 4/30/2018  |                             | 6/20/2018  | 800-PEN-WS | 4.01   | 801-PEN-GB | 1.14   |           |        |
| 02-04103-03-0                    | CRUZ, LIZA C                | 164.31     | 100-WATER  | 51.63  | 200-SEWER  | 57.19  | 300-GBG-R | 38.13  |
| ** LAST PAYMENT MADE: 11/23/2017 |                             | 1/22/2018  | 800-PEN-WS | 13.57  | 801-PEN-GB | 3.79   |           |        |
| 02-04698-00-0                    | GEMSTAR CONSTRUCTION        | 158.82     | 200-SEWER  | 62.60  | 800-PEN-WS | 96.22  |           |        |
| ** LAST PAYMENT MADE: 8/30/2017  |                             | 11/20/2017 |            |        |            |        |           |        |
| 02-06910-08-0                    | HERNANDEZ, MARIA            | 337.59     | 100-WATER  | 63.67  | 200-SEWER  | 52.97  | 301-GBG-C | 168.08 |
| ** LAST PAYMENT MADE: 1/02/2018  |                             | 2/22/2018  | 800-PEN-WS | 22.50  | 801-PEN-GB | 30.37  |           |        |
| 02-10420-03-0                    | ARRE ENERGY INVESTMENTS LLC | 26.99      | 100-WATER  | 14.44  | 200-SEWER  | 12.55  |           |        |
| ** LAST PAYMENT MADE: 3/06/2018  |                             | 5/20/2018  |            |        |            |        |           |        |
| 02-11100-09-0                    | ALBINO, ERIK                | 108.93     | 100-WATER  | 43.75  | 200-SEWER  | 39.18  | 300-GBG-R | 21.45  |
| ** LAST PAYMENT MADE: 4/24/2018  |                             | 6/20/2018  | 800-PEN-WS | 3.52   | 801-PEN-GB | 1.03   |           |        |
| 02-12960-13-0                    | ARELLANO, SAMUEL            | 493.02     | 100-WATER  | 182.37 | 200-SEWER  | 191.71 | 300-GBG-R | 50.03  |
| ** LAST PAYMENT MADE: 7/28/2018  |                             | 9/20/2018  | 800-PEN-WS | 62.12  | 801-PEN-GB | 6.79   |           |        |
| 02-16810-15-0                    | RODRIGUEZ, ELIZABETH        | 40.37      | 100-WATER  | 19.77  | 200-SEWER  | 11.86  | 300-GBG-R | 8.74   |
| ** LAST PAYMENT MADE: 8/29/2018  |                             | 9/20/2018  |            |        |            |        |           |        |
| 02-21332-14-0                    | ARIZMENDI, MANUEL JR        | 10.01      | 100-WATER  | 4.02   | 200-SEWER  | 4.06   | 300-GBG-R | 1.93   |
| ** LAST PAYMENT MADE: 6/15/2018  |                             | 7/20/2018  |            |        |            |        |           |        |
| 02-21384-06-0                    | FERNANDEZ, CLAUDIA GUADALU  | 185.02     | 100-WATER  | 74.68  | 200-SEWER  | 73.66  | 300-GBG-R | 27.22  |
| ** LAST PAYMENT MADE: 12/21/2017 |                             | 2/22/2018  | 800-PEN-WS | 7.85   | 801-PEN-GB | 1.61   |           |        |
| 02-21388-10-0                    | CAMACHO, SOFIA C            | 131.28     | 100-WATER  | 53.17  | 200-SEWER  | 46.58  | 300-GBG-R | 25.60  |
| ** LAST PAYMENT MADE: 7/30/2018  |                             | 9/20/2018  | 800-PEN-WS | 4.71   | 801-PEN-GB | 1.22   |           |        |
| 02-21408-04-0                    | REYES, JANIE                | 28.57      | 100-WATER  | 9.41   | 200-SEWER  | 12.68  | 300-GBG-R | 6.48   |
| ** LAST PAYMENT MADE: 4/30/2018  |                             | 5/20/2018  |            |        |            |        |           |        |
| 02-21425-01-0                    | SANCHEZ, JUAN JOSE          | 212.11     | 100-WATER  | 85.35  | 200-SEWER  | 76.55  | 300-GBG-R | 37.75  |
| ** LAST PAYMENT MADE: 10/30/2017 |                             | 12/20/2017 | 800-PEN-WS | 9.93   | 801-PEN-GB | 2.53   |           |        |
| 02-21469-04-0                    | GARCIA, LUIS                | 65.69      | 100-WATER  | 21.05  | 200-SEWER  | 30.07  | 300-GBG-R | 14.57  |
| ** LAST PAYMENT MADE: 6/03/2020  |                             | 6/20/2018  |            |        |            |        |           |        |

Attachment: SKM\_C45820080416440 (3558 : Bad Debt-Utilities)

G/L POSTING DATE: 8/03/2020

\*\* TRANSFER TO BAD DEBT \*\*

PACKET: 15288

POSTING TYPE: BOTH

COMMENT CODE: BAD -BAD DEBT

FLAG ACCOUNT: YES

| ACCOUNT NO                       | NAME                     | BALANCE    | LAST BILL  |       |            |        |            |       |
|----------------------------------|--------------------------|------------|------------|-------|------------|--------|------------|-------|
| 02-21482-06-0                    | SALDIVAR, SAUL           | 26.64      | 100-WATER  | 11.43 | 200-SEWER  | 10.89  | 300-GBG-R  | 4.32  |
| ** LAST PAYMENT MADE: 11/30/2017 |                          | 12/20/2017 |            |       |            |        |            |       |
| 02-21498-11-0                    | JUAREZ, JESSICA          | 79.45      | 100-WATER  | 37.39 | 200-SEWER  | 23.68  | 300-GBG-R  | 15.78 |
| ** LAST PAYMENT MADE: 3/23/2018  |                          | 6/20/2018  | 800-PEN-WS | 1.94  | 801-PEN-GB | 0.66   |            |       |
| 02-21541-17-0                    | GONZALES, FELIPE         | 143.61     | 100-WATER  | 49.85 | 200-SEWER  | 75.35  | 300-GBG-R  | 18.41 |
| ** LAST PAYMENT MADE: 4/13/2018  |                          | 5/20/2018  |            |       |            |        |            |       |
| 02-22021-03-0                    | BARRON-VASQUEZ, ANGELA M | 195.70     | 100-WATER  | 80.68 | 200-SEWER  | 105.03 | 300-GBG-R  | 40.31 |
| ** LAST PAYMENT MADE: 11/28/2017 |                          | 1/22/2018  | 700-PROC   | 25.00 | 800-PEN-WS | 4.62   | 801-PEN-GB | 0.70  |
| 02-22026-01-0                    | TELLEZ-HERNANDE, TERESA  | 152.78     | 100-WATER  | 75.87 | 200-SEWER  | 39.57  | 300-GBG-R  | 30.45 |
| ** LAST PAYMENT MADE: 6/15/2018  |                          | 8/20/2018  | 800-PEN-WS | 5.53  | 801-PEN-GB | 1.36   |            |       |
| 03-02440-13-0                    | REYNA, LISA LYNN         | 34.20      | 100-WATER  | 23.84 | 200-SEWER  | 5.85   | 300-GBG-R  | 4.51  |
| ** LAST PAYMENT MADE: 7/06/2018  |                          | 9/20/2018  |            |       |            |        |            |       |
| 03-03501-01-0                    | MASCORRO, BLANCA         | 84.99      | 100-WATER  | 33.41 | 200-SEWER  | 27.94  | 301-GBG-C  | 21.50 |
| ** LAST PAYMENT MADE: 11/29/2017 |                          | 1/22/2018  | 800-PEN-WS | 1.53  | 801-PEN-GB | 0.61   |            |       |
| 03-03520-13-0                    | RODRIGUEZ, SAMANTHA LEE  | 148.76     | 100-WATER  | 61.46 | 200-SEWER  | 55.02  | 300-GBG-R  | 24.91 |
| ** LAST PAYMENT MADE: 4/30/2018  |                          | 6/20/2018  | 800-PEN-WS | 5.97  | 801-PEN-GB | 1.40   |            |       |
| 03-03520-14-0                    | CHAVEZ, AMANDA           | 138.69     | 100-WATER  | 40.67 | 200-SEWER  | 51.03  | 300-GBG-R  | 34.02 |
| ** LAST PAYMENT MADE: 7/03/2018  |                          | 9/20/2018  | 800-PEN-WS | 9.82  | 801-PEN-GB | 3.15   |            |       |
| 03-03540-04-0                    | IBARRA, GUADALUPE        | 20.94      | 100-WATER  | 8.25  | 200-SEWER  | 8.13   | 300-GBG-R  | 4.56  |
| ** LAST PAYMENT MADE: 1/26/2018  |                          | 2/22/2018  |            |       |            |        |            |       |
| 03-03540-05-0                    | RILEY, TAMMY             | 157.96     | 100-WATER  | 50.34 | 200-SEWER  | 54.74  | 300-GBG-R  | 36.49 |
| ** LAST PAYMENT MADE: 8/01/2018  |                          | 9/20/2018  | 800-PEN-WS | 12.64 | 801-PEN-GB | 3.75   |            |       |
| 03-03543-15-0                    | MONTELONGO, ALEIDA       | 136.67     | 100-WATER  | 51.72 | 200-SEWER  | 51.63  | 300-GBG-R  | 27.94 |
| ** LAST PAYMENT MADE: 6/18/2018  |                          | 8/20/2018  | 800-PEN-WS | 4.20  | 801-PEN-GB | 1.18   |            |       |
| 03-04010-03-0                    | CAPISTRAN, RENE          | 238.96     | 100-WATER  | 60.48 | 200-SEWER  | 108.48 | 300-GBG-R  | 41.75 |
| ** LAST PAYMENT MADE: 8/07/2018  |                          | 9/20/2018  | 800-PEN-WS | 23.32 | 801-PEN-GB | 4.93   |            |       |
| 03-04302-00-0                    | VALENCIA, TERRIE         | 344.78     | 100-WATER  | 93.47 | 200-SEWER  | 147.40 | 300-GBG-R  | 58.84 |
| ** LAST PAYMENT MADE: 10/03/2017 |                          | 12/20/2017 | 800-PEN-WS | 36.24 | 801-PEN-GB | 8.83   |            |       |
| 03-04302-01-0                    | GUAJARDO, XAVIER         | 207.71     | 100-WATER  | 56.47 | 200-SEWER  | 89.21  | 300-GBG-R  | 35.62 |
| ** LAST PAYMENT MADE: 5/30/2018  |                          | 7/20/2018  | 800-PEN-WS | 21.67 | 801-PEN-GB | 4.74   |            |       |
| 03-04360-07-0                    | ZUNIGA, RAFAEL           | 172.13     | 100-WATER  | 78.86 | 200-SEWER  | 53.44  | 300-GBG-R  | 31.64 |
| ** LAST PAYMENT MADE: 7/02/2018  |                          | 8/20/2018  | 800-PEN-WS | 6.72  | 801-PEN-GB | 1.47   |            |       |
| 03-04402-20-0                    | SLOVAK, ANNIE            | 51.85      | 100-WATER  | 28.82 | 200-SEWER  | 13.36  | 300-GBG-R  | 8.91  |
| ** LAST PAYMENT MADE: 8/04/2017  |                          | 10/20/2017 | 800-PEN-WS | 0.61  | 801-PEN-GB | 0.15   |            |       |
| 03-06112-01-0                    | LEAL, JENNIFER           | 5.21       | 100-WATER  | 2.46  | 200-SEWER  | 1.85   | 300-GBG-R  | 0.90  |
| ** LAST PAYMENT MADE: 5/29/2018  |                          | 6/20/2018  |            |       |            |        |            |       |

Attachment: SKM\_C45820080416440 (3558 : Bad Debt-Utilities)

G/L POSTING DATE: 8/03/2020

\*\* TRANSFER TO BAD DEBT \*\*

PACKET: 15288

POSTING TYPE: BOTH

COMMENT CODE: BAD -BAD DEBT

FLAG ACCOUNT: YES

| ACCOUNT NO                       | NAME                    | BALANCE    | LAST BILL  |        |            |        |            |       |
|----------------------------------|-------------------------|------------|------------|--------|------------|--------|------------|-------|
| 03-06112-02-0                    | PALESTINA, ANNA LIZA    | 85.70      | 100-WATER  | 53.81  | 200-SEWER  | 21.46  | 300-GBG-R  | 10.43 |
| ** LAST PAYMENT MADE: 7/13/2018  |                         | 8/20/2018  |            |        |            |        |            |       |
| 03-06113-01-0                    | SANCHEZ, MARTIN         | 97.98      | 100-WATER  | 40.42  | 200-SEWER  | 34.70  | 300-GBG-R  | 18.78 |
| ** LAST PAYMENT MADE: 5/25/2018  |                         | 7/20/2018  | 800-PEN-WS | 3.10   | 801-PEN-GB | 0.98   |            |       |
| 03-06117-09-0                    | VILLANUEVA, AMANDA      | 84.05      | 100-WATER  | 35.77  | 200-SEWER  | 24.25  | 300-GBG-R  | 16.16 |
| ** LAST PAYMENT MADE: 7/31/2017  |                         | 10/20/2017 | 800-PEN-WS | 6.16   | 801-PEN-GB | 1.71   |            |       |
| 03-06119-04-0                    | MONTEZ, LAWRENCE J II   | 735.32     | 100-WATER  | 469.68 | 200-SEWER  | 130.46 | 300-GBG-R  | 51.48 |
| ** LAST PAYMENT MADE: 1/31/2018  |                         | 3/20/2018  | 800-PEN-WS | 76.62  | 801-PEN-GB | 7.08   |            |       |
| 03-06122-08-0                    | ROBERTS, KASEY          | 142.13     | 100-WATER  | 39.03  | 200-SEWER  | 61.20  | 300-GBG-R  | 38.71 |
| ** LAST PAYMENT MADE: 4/07/2018  |                         | 6/20/2018  | 600-6.25%  | 2.42   | 602-2% CTY | 0.77   |            |       |
| 03-06137-05-0                    | SANCHEZ, CECILIA        | 78.19      | 100-WATER  | 28.48  | 200-SEWER  | 28.86  | 300-GBG-R  | 20.85 |
| ** LAST PAYMENT MADE: 2/26/2018  |                         | 3/20/2018  |            |        |            |        |            |       |
| 03-06138-03-0                    | MARTINEZ, MARIA         | 57.08      | 100-WATER  | 13.46  | 200-SEWER  | 29.15  | 300-GBG-R  | 14.47 |
| ** LAST PAYMENT MADE: 1/30/2018  |                         | 4/20/2018  |            |        |            |        |            |       |
| 03-06140-06-0                    | OBREGON, NATALIE        | 190.63     | 100-WATER  | 70.80  | 200-SEWER  | 62.15  | 300-GBG-R  | 29.59 |
| ** LAST PAYMENT MADE: 8/09/2017  |                         | 10/20/2017 | 800-PEN-WS | 23.23  | 801-PEN-GB | 4.86   |            |       |
| 03-06143-08-0                    | VIDOS, PRESTON CARL     | 80.76      | 100-WATER  | 61.45  | 200-SEWER  | 12.95  | 300-GBG-R  | 6.36  |
| ** LAST PAYMENT MADE: 1/11/2018  |                         | 2/22/2018  |            |        |            |        |            |       |
| 03-06144-15-0                    | BENAVIDES-ALANI, JAZMIN | 114.13     | 100-WATER  | 46.37  | 200-SEWER  | 38.22  | 300-GBG-R  | 25.48 |
| ** LAST PAYMENT MADE: 6/13/2018  |                         | 8/20/2018  | 800-PEN-WS | 3.07   | 801-PEN-GB | 0.99   |            |       |
| 03-07800-00-0                    | ARREDONDO, VALERIE      | 50.24      | 100-WATER  | 18.38  | 200-SEWER  | 19.46  | 300-GBG-R  | 9.84  |
| ** LAST PAYMENT MADE: 2/25/2019  |                         | 2/22/2018  | 800-PEN-WS | 2.01   | 801-PEN-GB | 0.55   |            |       |
| 03-07900-13-0                    | HENDERSON, MELINDA      | 149.13     | 100-WATER  | 43.22  | 200-SEWER  | 56.29  | 300-GBG-R  | 34.97 |
| ** LAST PAYMENT MADE: 7/02/2018  |                         | 9/20/2018  | 800-PEN-WS | 11.28  | 801-PEN-GB | 3.37   |            |       |
| 03-11200-05-0                    | GARZA, JAIME M          | 329.93     | 100-WATER  | 85.19  | 200-SEWER  | 151.90 | 300-GBG-R  | 55.24 |
| ** LAST PAYMENT MADE: 11/27/2017 |                         | 2/22/2018  | 800-PEN-WS | 30.96  | 801-PEN-GB | 6.64   |            |       |
| 03-11600-00-0                    | PEDERSON, JACQUELINE    | 229.59     | 100-WATER  | 79.19  | 200-SEWER  | 66.29  | 300-GBG-R  | 47.14 |
| ** LAST PAYMENT MADE: 1/31/2018  |                         | 4/20/2018  | 800-PEN-WS | 28.25  | 801-PEN-GB | 8.72   |            |       |
| 03-12510-06-0                    | MANRRIQUE, SANTIAGO B   | 213.40     | 100-WATER  | 59.35  | 200-SEWER  | 69.51  | 300-GBG-R  | 54.75 |
| ** LAST PAYMENT MADE: 11/28/2017 |                         | 1/22/2018  | 800-PEN-WS | 21.17  | 801-PEN-GB | 8.62   |            |       |
| 03-12550-07-0                    | MARCO ANTONIO, PIZANA   | 31.53      | 100-WATER  | 24.36  | 200-SEWER  | 3.36   | 300-GBG-R  | 3.81  |
| ** LAST PAYMENT MADE: 11/14/2017 |                         | 12/20/2017 |            |        |            |        |            |       |
| 03-15361-04-0                    | CARDENAS, LISA A        | 310.20     | 100-WATER  | 63.09  | 200-SEWER  | 148.41 | 300-GBG-R  | 89.77 |
| ** LAST PAYMENT MADE: 6/30/2017  |                         | 12/20/2017 | 600-6.25%  | 3.99   | 602-2% CTY | 1.28   | 800-PEN-WS | 2.76  |
|                                  |                         |            | 801-PEN-GB | 0.90   |            |        |            |       |

Attachment: SKM\_C45820080416440 (3558 : Bad Debt-Utilities)

G/L POSTING DATE: 8/03/2020

\*\* TRANSFER TO BAD DEBT \*\*

PACKET: 15288

POSTING TYPE: BOTH

COMMENT CODE: BAD -BAD DEBT

FLAG ACCOUNT: YES

| ACCOUNT NO                       | NAME                          | BALANCE    | LAST BILL  |       |            |        |           |       |
|----------------------------------|-------------------------------|------------|------------|-------|------------|--------|-----------|-------|
| 03-15361-05-1                    | LEAL, GUADALUPE               | 55.00      | 100-WATER  | 18.42 | 200-SEWER  | 14.83  | 300-GBG-R | 8.97  |
| ** LAST PAYMENT MADE: 3/19/2019  |                               | 12/20/2017 | 800-PEN-WS | 10.35 | 801-PEN-GB | 2.43   |           |       |
| 03-15361-06-0                    | ROBLES, BRENDA                | 18.42      | 100-WATER  | 7.55  | 200-SEWER  | 7.12   | 300-GBG-R | 3.75  |
| ** LAST PAYMENT MADE: 8/14/2018  |                               | 9/20/2018  |            |       |            |        |           |       |
| 03-16565-01-0                    | GARCIA, RENATA                | 12.27      | 100-WATER  | 5.70  | 200-SEWER  | 4.77   | 300-GBG-R | 1.80  |
| ** LAST PAYMENT MADE: 2/26/2018  |                               | 3/20/2018  |            |       |            |        |           |       |
| 03-18602-07-0                    | ATKINSON, ELOY                | 5.87       | 100-WATER  | 2.34  | 200-SEWER  | 2.69   | 300-GBG-R | 0.84  |
| ** LAST PAYMENT MADE: 3/23/2018  |                               | 3/20/2018  |            |       |            |        |           |       |
| 03-20226-01-0                    | HERNANDEZ, BLANCA R           | 378.08     | 100-WATER  | 98.17 | 200-SEWER  | 122.00 | 300-GBG-R | 78.62 |
| ** LAST PAYMENT MADE: 10/30/2017 |                               | 1/22/2018  | 800-PEN-WS | 61.56 | 801-PEN-GB | 17.73  |           |       |
| 03-20242-09-0                    | GARZA, FRANCISCA              | 18.63      | 100-WATER  | 8.16  | 200-SEWER  | 6.28   | 300-GBG-R | 4.19  |
| ** LAST PAYMENT MADE: 1/11/2018  |                               | 3/20/2018  |            |       |            |        |           |       |
| 03-20600-10-0                    | PINEDAS MEXICAN RESTAURANT(CO | 152.39     | 100-WATER  | 28.35 | 200-SEWER  | 26.48  | 301-GBG-C | 93.68 |
| ** LAST PAYMENT MADE: 11/14/2017 |                               | 12/20/2017 | 800-PEN-WS | 1.39  | 801-PEN-GB | 2.49   |           |       |
| 03-22755-15-0                    | JIMENEZ, SANDRA               | 119.09     | 100-WATER  | 43.37 | 200-SEWER  | 36.56  | 300-GBG-R | 24.37 |
| ** LAST PAYMENT MADE: 10/30/2017 |                               | 12/20/2017 | 800-PEN-WS | 10.97 | 801-PEN-GB | 3.82   |           |       |
| 03-22755-16-0                    | HERNANDEZ, RUBY MARIE         | 72.41      | 100-WATER  | 35.63 | 200-SEWER  | 20.45  | 300-GBG-R | 13.63 |
| ** LAST PAYMENT MADE: 3/13/2018  |                               | 5/20/2018  | 800-PEN-WS | 1.98  | 801-PEN-GB | 0.72   |           |       |
| 03-22763-14-0                    | GONZALEZ, JOSE III            | 231.59     | 100-WATER  | 76.74 | 200-SEWER  | 78.34  | 300-GBG-R | 50.01 |
| ** LAST PAYMENT MADE: 12/01/2017 |                               | 2/22/2018  | 800-PEN-WS | 20.42 | 801-PEN-GB | 6.08   |           |       |
| 03-22980-13-0                    | JONES, CAITLIN                | 182.80     | 100-WATER  | 70.45 | 200-SEWER  | 55.23  | 300-GBG-R | 36.28 |
| ** LAST PAYMENT MADE: 2/15/2018  |                               | 4/20/2018  | 800-PEN-WS | 16.60 | 801-PEN-GB | 4.24   |           |       |
| 03-26920-03-0                    | LARA, CECILIA R               | 117.39     | 100-WATER  | 58.66 | 200-SEWER  | 30.01  | 300-GBG-R | 23.09 |
| ** LAST PAYMENT MADE: 5/01/2018  |                               | 6/20/2018  | 800-PEN-WS | 4.46  | 801-PEN-GB | 1.17   |           |       |
| 03-27600-11-0                    | GARZA, TIMOTEA                | 128.31     | 100-WATER  | 56.83 | 200-SEWER  | 40.77  | 300-GBG-R | 26.27 |
| ** LAST PAYMENT MADE: 7/02/2018  |                               | 8/20/2018  | 800-PEN-WS | 3.36  | 801-PEN-GB | 1.08   |           |       |
| 03-27900-01-0                    | BAUTISTA JR, ALEJANDRO        | 157.51     | 100-WATER  | 65.25 | 200-SEWER  | 42.06  | 300-GBG-R | 26.25 |
| ** LAST PAYMENT MADE: 10/03/2017 |                               | 12/20/2017 | 800-PEN-WS | 19.54 | 801-PEN-GB | 4.41   |           |       |
| 03-29500-08-0                    | REYES, SAMUEL                 | 270.46     | 100-WATER  | 73.30 | 200-SEWER  | 119.51 | 300-GBG-R | 63.43 |
| ** LAST PAYMENT MADE: 1/10/2018  |                               | 3/20/2018  | 800-PEN-WS | 11.01 | 801-PEN-GB | 3.21   |           |       |
| 03-29500-09-0                    | MEDRANO, CLAUDIA              | 325.92     | 100-WATER  | 61.56 | 200-SEWER  | 151.60 | 300-GBG-R | 69.47 |
| ** LAST PAYMENT MADE: 5/01/2018  |                               | 7/20/2018  | 800-PEN-WS | 33.27 | 801-PEN-GB | 10.02  |           |       |
| 03-29751-04-0                    | GALLEGOS, DORA                | 103.38     | 100-WATER  | 43.69 | 200-SEWER  | 34.57  | 300-GBG-R | 21.00 |
| ** LAST PAYMENT MADE: 5/17/2018  |                               | 7/20/2018  | 800-PEN-WS | 3.14  | 801-PEN-GB | 0.98   |           |       |
| 03-30020-02-0                    | CASTELLANOS, ESMERALDA        | 13.84      | 100-WATER  | 7.80  | 200-SEWER  | 4.04   | 300-GBG-R | 2.00  |
| ** LAST PAYMENT MADE: 8/14/2018  |                               | 9/20/2018  |            |       |            |        |           |       |

Attachment: SKM\_C45820080416440 (3558 : Bad Debt-Utilities)



G/L POSTING DATE: 8/03/2020

\*\* TRANSFER TO BAD DEBT \*\*

PACKET: 15288

POSTING TYPE: BOTH

COMMENT CODE: BAD -BAD DEBT

FLAG ACCOUNT: YES

| ACCOUNT NO   | NAME                          | BALANCE | LAST BILL                                       |
|--|-------------------------------|---------|---|
| 03-30246-00-0  | HISPANIA DEVELOPMENT CO, INC. | 23.91   | 100-WATER 23.91                                 |
| ** LAST PAYMENT MADE: 2/07/2006 5/20/2018                |                               |         |   |
| 03-30262-02-0  | MADRAZO, PERLA G              | 54.90   | 100-WATER 21.79 200-SEWER 22.95 300-GBG-R 10.16 |
| ** LAST PAYMENT MADE: 2/27/2018 3/20/2018                |                               |         |   |
| 05-00729-00-0  | MANCILLA, FLOR                | 50.02   | 300-GBG-R 41.99 800-PEN-WS 2.25 801-PEN-GB 5.78 |
| ** LAST PAYMENT MADE: 2/07/2018 3/20/2018                |                               |         |   |
| 05-00748-00-0  | GARCIA, ROBERT                | 18.86   | 300-GBG-R 17.42 600-6.25% 1.09 602-2% CTY 0.35  |
| ** LAST PAYMENT MADE: 4/24/2018 4/20/2018                |                               |         |   |
| **TOTALS** NUMBER OF ACCOUNTS: 75 10,463.99              |                               |         |   |
| 100-WATER 3,881.12 200-SEWER 3,521.38 300-GBG-R 1,802.64 |                               |         |   |
| 301-GBG-C 283.26 600-6.25% 7.50 602-2% CTY 2.40          |                               |         |   |
| 700-PROC 25.00- 800-PEN-WS 798.72 801-PEN-GB 191.97      |                               |         |   |

| ACCOUNT       | SOURCE NAME                 | AMOUNT     |
|---------------|-----------------------------|------------|
| 01 -1320      | ACCOUNTS RECEIVABLE GARBAGE | 2,095.80CR |
| 01 -1320.01   | PENALTIES RECEIVABLE        | 191.97CR   |
| 01 -512-99115 | BAD DEBT EXPENSE            | 2,287.77   |
| 05 -1300      | WATER ACCOUNTS RECEIVABLE   | 3,881.12CR |
| 05 -1301      | SEWER ACCOUNTS RECEIVABLE   | 3,521.38CR |
| 05 -1302      | A/R Penalties W & S         | 798.72CR   |
| 05 -1303      | A/R RECONNECTION FEES       | 25.00      |
| 05 -502-99115 | BAD DEBT EXPENSE            | 4,654.84   |
| 05 -534-99115 | BAD DEBT EXPENSE            | 3,521.38   |

WARNINGS: 0

ERRORS: 0

\*\* END OF REPORT \*\*

**City Council**  
520 E Ocean Blvd.  
Los Fresnos, TX 78566

Meeting: 08/11/20 06:00 PM  
Department: City Secretary  
Category: Agreement  
Prepared By: Jacqueline Moya  
Initiator: Jacqueline Moya  
Sponsors:

**SCHEDULED**

**ACTION ITEM (ID # 3547)**

DOC ID: 3547 A

## **Consideration and ACTION to approve a service agreement with the Cameron County Fair & Livestock Show.**

The Cameron County Fair & Livestock Show is set for February 19, 20 & 21, 2021. Valerie Arizmendi is the President and will be at the meeting to provide information and answer questions. The

supporting documents are attached. Annually, the City has utilized Hotel/Motel taxes to enter into an agreement with the Stock Show to support their efforts. There are sufficient funds available. The Hotel/Motel tax can only be utilized for events that puts heads in beds (motel stays) and must be at least over a 2 day period. The following are the amounts supported in prior years.

|           |          |
|-----------|----------|
| 2006-2007 | \$ 2,500 |
| 2007-2008 | \$ 2,500 |
| 2008-2009 | \$ 2,500 |
| 2009-2010 | \$ 2,500 |
| 2010-2011 | \$ 2,500 |
| 2011-2012 | \$ 2,500 |
| 2012-2013 | \$ 2,500 |
| 2013-2014 | \$ 3,500 |
| 2014-2015 | \$ 4,500 |
| 2015-2016 | \$ 4,500 |
| 2016-2017 | \$ 5,000 |
| 2017-2018 | \$ 5,500 |
| 2018-2019 | \$ 5,500 |
| 2019-2020 | \$ 5,500 |



Cameron County Fair & Livestock Show  
 P.O.Box 530985  
 Harlingen, Texas 78553  
 July 29, 2020

To The Honorable Mayor and the City Commisioners of Los Fresnos,

On behalf of the Cameron County Fair & Livestock Show Board of Directors we wish to thank the City of Los Fresnos for the support of the show by sharing some of the advertising dollars with our organization.

For those members who are not familiar with the show, it continues to be a nonprofit 501 (c) (3) organization that supports the 4H and FFA youth of Cameron County and South Texas. The youth develop responsibility, pride and healthy competition through participation in livestock shows. The Cameron County Fair & Livestock show will mark its Forty-first year with the 2021 show.

Once again the Los Fresnos High School will host the CCFLS Cowgirl Contest in January 2021. The young lady and her court will participate in the show as well as the rodeo parade. The Cowgirl will then go on to represent the 2022 Los Fresnos PRCA Rodeo. This young lady will receive a scholarship from the Rodeo Committee to continue her education. The 2021 LFPRCA Queen will be Miss. Celeste Villarreal who represented Highland Hustlers 4H for 2020.

With the support from the City of Los Fresnos in 2020 a total of \$11,000.00 in scholarships were awarded. All youth that submitted an application for scholarships were all deserving of a scholarship based on their grades, GPA and community involvement. The youth and the schools they represent as follows: Karen Waters and Caitlyn Cruz representing Los Fresnos, Sarita Del Valle representing Harlingen South, Veronica Galvan representing Idea of San Benito, and Kristen Aleman representing Santa Maria. Thank you for your support and with it you have assisted these outstanding youth to pursue their higher education.

In efforts to continue to support the youth of Cameron County at the 2020 show, exhibitors who presented a champion animals as well as the 1<sup>st</sup> place animals in all divisions were given back premium money. A total of \$10,725.00 was given in premium money was given back directly to the youth. This money was in addition to jackets and buckles and ribbons that were awarded. This coming year we hope to be able to do more. This was due to your continued support along with our other sponsors!

CCFLS continues to work to improve the show grounds to provide a better area for learning for the youth of Cameron County. A few more divisions were added to the home show to provide more opportunities for the youth. In the livestock divisions the adding of an "Old Timer Showmanship" competition in the cattle and swine divisions a couple of years ago was a huge success. For those who are not familiar, this is where 4H, FFA Leaders and parents have

the opportunity to get into the show ring and relive their youth! This is a friendly competition and the kids provide suggestions on how it should be done and it provides fun for all!!!

Cameron County Fair and Livestock at this moment is unsure of how the 2021 show will be handled and we are following what the Major shows (Houston, San Antonio, Austin and the State Fair) as well as the Rio Grande Valley Livestock as to how they will handle the show schedule and visitors flow to continue to provide the youth an opportunity to present their animals and shop and home show projects and to continue to obtain scholarships and money towards their college educations, yet keep all involved safe due to the Corona 19 virus. Where there is a will there is a way and 4H and FFA members are a hearty stock!

We are once again soliciting your advertising dollar support. If you could possibly spend the same dollar amount as last year that would be greatly appreciated. The advertising dollars you spend with us will be used to help defray the cost of putting on the show, and additional future building expansions as well as towards scholarships. The City of Los Fresnos will have a sign with the City logo once again displayed in the show arena the entire time of the show. Announcements will be made over the speaker system recognizing the City of Los Fresnos during the show.

As the Cameron County Fair & Livestock show celebrates the Forty-first Anniversary of the show we wish to thank you in advance for your generous support of the show and the 4H and FFA youth in Cameron County.

Sincerely

Valerie Arizmend  
President 2020-2021

Attachment: CAMERON COUNTY LIVESTOCK 2021 (3547 : Cameron County Fair & Livestock Show)



# Cameron County Fair & Livestock Show

PO Box 530985  
Harlingen, Texas 78553  
2021

President  
Valerie Arizmendi

Vice President  
William Goad

Treasurer  
Sherilyn Goad

Secretary  
Virginia Miller

VP Livestock  
Mark Miller

VP Home show  
Rhonda Munoz

VP Sponsorships  
Rebecca Goad

Thank You for considering a sponsorship to the Cameron County Fair & Livestock Show! Your donation will give over 500 Valley youth the opportunity to show off their livestock, artwork & crafts, shop exhibits and baked goods at the Annual Cameron County Fair & Livestock Show!

The Cameron County Fair & Livestock Show is a non-profit, 501 © (3) organization. Our mission is to provide a supportive and educational environment in which the youth of Cameron County (and surrounding areas) can develop responsibility, pride, and healthy competition. Today's youth are tomorrow's leaders, and we thank you for investing in their future.

## Stock Show Sponsor monetary donations we offer:

- \$100 – 1 CCFLS baseball cap
- \$250 - a 2ft x 4ft sponsor board to be displayed in the livestock show arena for the duration of the show
- \$500 – 4 Los Fresnos PRCA Rodeo tickets & a 2ft x 4ft sponsor board to be displayed in the livestock show arena for the duration of the show
- \$1,000 - 8 Los Fresnos PRCA Rodeo tickets & a 4ft x 4ft sponsor board to be displayed in the livestock show arena for the duration of the show
- \$2,000 - 12 Los Fresnos PRCA Rodeo tickets & a 4ft x 4ft sponsor board to be displayed in the livestock show arena for the duration the show
- \$2,500 – 14 Los Fresnos PRCA Rodeo Tickets & a 4x4 sponsor boards to be displayed in the livestock show arena for the duration of the show
- **\$5,000 – 28 Los Fresnos PRCA Rodeo Tickets & 2 4x4 sponsor boards to be displayed in the livestock show arena and show grounds for the duration of the show.**
- \$7,500 – 42 Los Fresnos PRCA Rodeo Tickets & 3 4x4 sponsor boards to be displayed in the livestock show arena and show grounds for the duration of the show
- \$10,000 - 56 Los Fresnos PRCA Rodeo Tickets & 4 4x4 sponsor boards to be displayed in the livestock show arena and show grounds for the duration of the show

In addition, sponsors will be announced over the PA system throughout the livestock show.

For Sponsorships over \$1000 Please designate amount you wish to be used for:

\$ \_\_\_\_\_ Scholarship      \$ \_\_\_\_\_ Livestock Exhibitor Premium

Please complete the following and thank you again for your generous gift.

Company Name \_\_\_\_\_

Contact Person \_\_\_\_\_

Address \_\_\_\_\_ Phone \_\_\_\_\_

Stock Show Sponsor:      \$100        \$250        \$500        \$1,000        \$1,500    
     \$2,000        \$2,500        \$5,000        \$7,500        \$10,000  

Stock Show Committee Member info: \_\_\_\_\_

[www.ccflsonline.webs.com](http://www.ccflsonline.webs.com)

Other (please list)



# Cameron County Fair & Livestock Show

PO Box 530985  
Harlingen, Texas 78553

2021

President  
Valerie Arizmendi

Vice President  
William Goad

Treasurer  
Sherilyn Goad

Secretary  
Virginia Miller

VP Livestock  
Mark Miller

VP Home show  
Rhonda Munoz

VP Sponsorships  
Rebecca Goad

Thank You for considering a sponsorship to the Cameron County Fair & Livestock Show! Your donation will give over 500 Valley youth the opportunity to show off their livestock, artwork & crafts, shop exhibits and baked goods at the Annual Cameron County Fair & Livestock Show!

The Cameron County Fair & Livestock Show is a non-profit, 501 © (3) organization. Our mission is to provide a supportive and educational environment in which the youth of Cameron County (and surrounding areas) can develop responsibility, pride, and healthy competition. Today's youth are tomorrow's leaders, and we thank you for investing in their future.

**Premium Sponsor**, starting in 2018 a new sponsorship opportunity was available. CCFLS paid directly to the exhibitors a premium for the placing they are awarded. In 2021 we will be pay the Overall Grand and Reserve Champions and the Breed and Weight champions. As funding increases we will add to the premiums being paid and add additional placing as sponsorship support increases. We started with paying premiums of \$12,000.00 in 2018. Premium Sponsors will be recognized by level of donation on Premium Boards displayed at the show and announced during show. 100% of premiums will be paid directly to the exhibitors.

## Levels of Premium Sponsorship:

- Tin - \$250.00
- **Bronze - \$500.00**
- Silver - \$1,000.00
- Gold - \$2,500.00
- Platinum - \$5,000.00

Please complete the following and thank you again for your generous gift.

Company Name \_\_\_\_\_

Contact Person \_\_\_\_\_

Address \_\_\_\_\_ Phone \_\_\_\_\_

**Premium Sponsor:**    \_\_\_\$250\_\_\_ \$500 \_\_\_ \$1,000 \_\_\_ \$2,500 \_\_\_ \$5,000

Stock Show Committee Member info: \_\_\_\_\_

[www.ccflsonline.webs.com](http://www.ccflsonline.webs.com)

Other (please list) \_\_\_\_\_

**City Council**  
520 E Ocean Blvd.  
Los Fresnos, TX 78566

Meeting: 08/11/20 06:00 PM  
Department: City Secretary  
Category: Agreement  
Prepared By: Jacqueline Moya  
Initiator: Jacqueline Moya  
Sponsors:

**SCHEDULED**

**ACTION ITEM (ID # 3505)**

DOC ID: 3505 B

## **Consideration and ACTION to approve sponsorship funding for the 2021 Los Fresnos Rodeo.**

The Los Fresnos Rodeo is set for February 19, 20 & 21, 2021. George Gomez and Jerry Bruce will be at the meeting to provide information and answer questions. The supporting documents are attached. Annually, the City has utilized Hotel/Motel taxes to enter into an agreement with the Rodeo to support their efforts. There are sufficient funds available. The Hotel/Motel tax can only be utilized for events that puts heads in beds (motel stays) and must be at least over a 2 day period. The following are the amounts supported in prior years.

|           |   |
|-----------|---|
| 2004-2005 | \$ 3,500                                |
| 2005-2006 | \$ 5,000                                |
| 2006-2007 | \$ 6,500                                |
| 2007-2008 | \$ 6,500                                |
| 2008-2009 | \$ 7,000                                |
| 2009-2010 | \$ 7,000                                |
| 2010-2011 | \$ 7,000                                |
| 2011-2012 | \$ 7,000 Plus \$20,000 to start Concert |
| 2012-2013 | \$ 8,000                                |
| 2013-2014 | \$10,000 Plus \$2,000 for Social Media  |
| 2014-2015 | \$11,500 Plus \$2,500 for Social Media  |
| 2015-2016 | \$12,000 Plus \$2,500 for Social Media  |
| 2016-2017 | \$12,000 Plus \$2,500 for Social Media  |
| 2017-2018 | \$13,500                                |
| 2018-2019 | \$13,500                                |
| 2019-2020 | \$13,500                                |





Los Fresnos Rodeo Committee Inc.  
500 East Highway 100  
P.O. Box 103  
Los Fresnos, Tx. 78566



The Rodeo Committee and I would like to take this opportunity to thank You and the CITY OF LOS FRESNOS for all their support of the Los Fresnos PRCA Rodeo & Concert. Most people don't know how much our sponsors mean to this event but we do and our hats are off to you.

What an awesome rodeo we had last year. We had perfect weather and record breaking crowds. Friday's Rodeo was followed by the Spazmatics Concert & Saturday's Rodeo was followed by Joe Nichols Concert which was one of our biggest ever. Along with the Activity Area which featured Races with dogs ridden by monkeys, Tigers, Loop Rawlins Wild West Show, free Concerts, Livestock Show, Arts and Crafts and a Carnival, all added up to a fun filled weekend. We have the same activities planned this year and are work on bringing a top artist for our Friday night and Saturday night concerts.

We are working on a few improvements to the grounds this year like changing out the wood foot boards on the north side to aluminum. Another is replacing the old Cantina and enlarging the Announcer Stand. Also may be adding on to the Ticket Office.

With Your support and the CDC OF LOS FRESNOS we look forward to another outstanding and great event. This year will the 32<sup>th</sup> Annual Los Fresnos PRCA Rodeo & Concert on February 19, 20 & 21 of 2021.

This was your sponsorship last year:

Option #1 PLATINUM SPONSOR \$10,000

- a. Media Advertising *(PSA's as allowed)*
- b. Sign on Top of Announcer's Stand
- c. Poster Advertising – Logo or Name
- d. Announced as Platinum Sponsor during rodeo performances
- e. Displayed on Big Arena Video Screen
- f. Flag (with your logo) in Grand Entry
- g. Program Advertising
- h. Webpage Listing
- i. Box Seats Three Rodeo Performances *(6 seats per performance)*
- j. Custom Embroidered Six Caps
- k. Space for Banners outside arena
- l. 100 Regular Admission Concert Tickets
- m. 20 Rodeo Tickets



## n. Program Listing

Optional Add-On #1 Sky Box \$1,500

- a. Sky Box Seats for all Three Rodeo Performances  
(10 seats per performance)
- b. Out of the weather and above the crowd.
- c. Private stair entrance
- d. A sign with your name above the opening facing the arena
- e. Program Listing

Option #5 RODEO SATURDAY CONCERT SPONSOR ~~\$3,000~~ \$2,000

- a. Media Advertising Name Recognition
- b. Announced as a concert sponsor during rodeo and concert
- c. Displayed on Big Arena Video Screen
- d. Webpage Listing
- e. Banner or Sign on Stage
- f. Program Listing

Thank You, *Mike Todd*

**32th Annual**



**Sponsorships**  
**February 19th, 20th & 21<sup>th</sup>, 2021**  
**WWW.LFRODEO.COM**  
*Biggest Little Rodeo in Texas*

**Note from the Chairman**

Welcome to the 32<sup>th</sup> annual Los Fresnos PRCA Rodeo, the “Biggest Little Rodeo in Texas”. On behalf of the rodeo committee, I would like to thank all of our sponsors, who without your generous support we would not be able to put on this great event. With the help of our sponsors and volunteers we look forward to another outstanding event that is the Los Fresnos Rodeo & Concert along with the Cameron County Fair & Livestock Show. We’ll see you at the rodeo and again “Let’s Rodeo”!!

*Thank You!!*  
*Mike Todd*

**Rodeo Committee**

The Los Fresnos Rodeo Committee is made of 28 hard working directors and 18 associates directors who with the help of their families and numerous volunteers tirelessly toil to put on a three-day event of family fun entertainment. The Rodeo Committee prides itself in providing numerous scholarships and support to youth and civic organizations in the area. The Rodeo Committee strives to provide the best rodeo stock and cowboys in the PRCA thus considered “The Biggest Little Rodeo in Texas”. The intent of the original founders of the rodeo were to put Los Fresnos on the map by bringing top quality entertainment to our community and the Rodeo Committee continues to fulfill the dreams of these individuals. Working together, the rodeo committee has partnered with the Cameron County Fair & Livestock Show, which holds their event in conjunction with the rodeo. There is also a fun filled carnival for all to enjoy and many other forms of entertainment that are part of the Los Fresnos Rodeo & Concerts.

**Our Fans**

We host over 25,000 fans during the three-day event. These are spectators from all over the United States and Mexico. The demographics include Rio Grande Valley Residents, Winter Texans and folks from Northern Mexico.

**Stock Contractor**

Stace Smith produces more PRCA rodeos than any other stock contractor in the Professional Rodeo Cowboys Association and has been named PRCA Stock Contractor of the Year eleven times. Smith Pro Rodeos provide top livestock and a one of a kind rodeo experience that attracts the top cowboys in PRCA and top cowgirls in the WPRA.

## 1. PLATINUM SPONSOR \$10,000

The Platinum sponsor has promotional opportunities at the event including announcements during the rodeo and concert. Branding that appears on our rodeo website, our LED display screen, posters, and arena and as well as on-site branding.

- a. Media Advertising (*PSA's as allowed*)
- b. Sign on Top of Announcer's Stand
- c. Poster Advertising – Logo or Name (*if committed by 12-1-2020*)
- d. Announced as Platinum Sponsor during rodeo performances
- e. Displayed on Big Arena Video Screen
- f. Flag (with your logo) in Grand Entry (*if committed by 12-1-2020*)
- g. Program Advertising (*Full Page if committed by 12-1-2020*)
- h. Webpage Listing
- i. Box Seats Three Rodeo Performances (*6 seats per performance if committed by 12-1-2020*)
- j. Custom Embroidered Jacket or Buckle or Six Caps (*if committed by 12-1-2020*)
- k. Space for Banners outside arena
- l. 100 Regular Admission Concert Tickets
- m. 20 Rodeo Tickets (*6-Friday, 8-Saturday, 6-Sunday*)
- n. Program Listing (*name listing only if committed by 12-1-2020*)
- o. See Optional #1 or #2 Add-On Sky Box Sheet

## 2. VIDEO SCREEN SPONSOR (Limit Two) \$6,000

- a. Logo on Video Screen during rodeo
- b. Twelve 30 second or less commercials (*before rodeo and during Intermission*)
- c. Announced as Video Screen Sponsor during rodeo performances
- d. Displayed on Big Arena Video Screens (*Two*)
- e. Flag (with your logo) in Grand Entry (*if committed by 12-1-2020*)
- f. Program Advertising (*Full Page if committed by 12-1-2020*)
- g. Webpage Listing
- h. Box Seats Three Rodeo Performances (*6 seats per performance if committed by 12-1-2020*)
- i. Custom Embroidered Jacket or Buckle or Six Caps (*if committed by 12-1-2020*)
- j. Space for Six Banners outside arena
- k. Program Listing (*name listing only if committed by 12-1-2020*)
- l. See Optional #1 or #2 Add-On Sky Box Sheet if available

## 3. GOLD SPONSOR \$5,000

- a. Sign on Announcer's Stand
- b. Announced as Gold Sponsor during rodeo performances
- c. Displayed on Big Arena Video Screen
- d. Flag (with your logo) in Grand Entry (*if committed by 12-1-2020*)
- e. Program Advertising (*Full Page – if commit by 12-1-2019*)
- f. Webpage Listing
- g. Box Seats Three Rodeo Performances (*6 seats per performance if committed by 12-1-2020*)
- h. Custom Embroidered Jacket or Buckle or Six Caps (*if committed by 12-1-2020*)
- i. Space for Banners Outside Arena
- j. Program Listing (*name listing only if committed by 12-1-2020*)
- k. Optional Add-On: 8' x 8' Sign on Back of North Bleachers \$1,500
- l. Optional Add-On: 4' x 8' Sign on Back of North Bleachers \$1,000

#### 4. **SILVER SPONSOR \$3,500**

- a. Announced as Silver Sponsor during rodeo performances
- b. Displayed on Big Arena Video Screen
- c. Program Advertising (*Half page – if commit by 12-1-2019*)
- d. Webpage Listing
- e. Box Seats Three Rodeo Performances (*6 seats per performance if committed by 12-1-2020*)
- f. Custom Embroidered Jacket or Buckle or Six Caps (*if committed by 12-1-2020*)
- g. Space for Four Banners Outside Arena
- h. Program Listing (*name listing only if committed by 12-1-2020*)
- i. Two 3' x 8' Arena Signs
- j. Optional Add-On: 8' x 8' Sign on Back of North Bleachers \$1,500
- k. Optional Add-On: 4' x 8' Sign on Back of North Bleachers \$1,000

#### 5. **RODEO SATURDAY CONCERT SPONSOR \$3,000**

- a. Media Advertising Name Recognition
- b. Announced as a concert sponsor during rodeo and concert
- c. Displayed on Big Arena Video Screen
- d. Webpage Listing
- e. Banner or Sign on Stage
- f. Program Listing (*name listing only if committed by 12-1-2020*)
- g. 12 Rodeo Tickets (*Saturday performance*)
- h. 40 Saturday Concert Tickets
- i. Space for Two Banners Outside Arena
- j. Optional #25 Add-On: Box Seats For All 3 Rodeo Performances \$550  
(*6 seats per performance if committed by 12-1-2020*)

#### 6. **BULL FIGHT TEAM SPONSOR (Limit Two) \$3,000**

- a. Announced as Event Sponsor of One Team
- b. Program Advertising (*1/4 page if committed by 12-1-2020*)
- c. Program Listing (*name listing only if committed by 12-1-2020*)
- d. 3' x 8' Arena Sign
- e. 12 Rodeo Tickets (*4 per performance*)
- f. Space for Two Banners Outside Arena
- g. Custom Shirts worn by Team
- h. Promotional Visit

#### 7. **BULL RIDING, CALF SCRAMBLE OR MUTTON BUSTING SPONSOR \$2,500**

- a. Announced as Event Sponsor during rodeo performances
- b. Webpage Listing
- c. Box Seats Three Rodeo Performances (*6 seats per performance if committed by 12-1-2020*)
- d. Custom Embroidered Jacket or Buckle or Six Caps (*if committed by 12-1-2020*)
- e. Space for Two Banners Outside Arena
- f. Program Listing (*name listing only if committed by 12-1-2020*)
- g. 3' x 8' Arena Sign
- h. Optional Add-On: 8' x 8' Sign on Back of North Bleachers \$1,500
- i. Optional Add-On: 4' x 8' Sign on Back of North Bleachers \$1,000

## 8. BRONZE SPONSOR \$2,000

- a. Announced as Bronze Sponsor during rodeo performances
- b. Program Advertising *(1/4 page if committed by 12-1-2020)*
- c. Webpage Listing
- d. 3' x 8' Arena Sign
- e. Space for Two Banners Outside Arena
- f. Optional Add-On: Box Seats For All 3 Rodeo Performances \$550  
*(6 seats per performance, If committed by 12-1-2020)*
- g. Optional Add-On: 8' x 8' Sign on Back of North Bleachers \$1,500
- h. Optional Add-On: 4' x 8' Sign on Back of North Bleachers \$1,000

## 9. BULL BLEACHER SPONSOR \$2,000

- a. 8' X 8' Sign on Back of North Bleachers
- b. Program Listing *(name listing only if committed by 12-1-2020)*
- c. Optional Add-On: Box Seats For All 3 Rodeo Performances \$550  
*(6 seats per performance, if committed by 12-1-2020)*

## 10. CORRAL EVENT AREA SHOW SPONSOR \$2,000

- a. Announced as Event Area Show Sponsor
- b. 12 Rodeo Tickets *(4 per performance)*
- c. 3' x 8' Arena Sign
- d. Banner or Sign in Show Area
- e. Program Listing *(name listing only if committed by 12-1-2020)*

## 11. ADVERTISING SPONSOR \$750 - \$3,000

Sponsorship goes toward one of the following *(if committed by 12-1-2020)*

- a. Billboard Advertising – \$3,000
- b. Radio Advertising - \$1,000
- c. Television Advertising - \$1,000
- d. Print (News Papers & Others) - \$750

## 12. RODEO FRIDAY CONCERT SPONSOR \$1,500

- a. Media Advertising Name Recognition
- b. Announced as a concert sponsor during rodeo and concert
- c. Displayed on Big Arena Video Screen
- d. Webpage Listing
- e. Banner or Sign on Stage
- f. Program Listing *(name listing only if committed by 12-1-2020)*
- g. 12 Rodeo Tickets *(4 per performance)*
- h. 40 Friday Concert Tickets
- i. Space for Banners Outside Arena
- j. Optional Add-On: Box Seats Three Rodeo Performance \$550  
*(6 seats per performance, If committed by 12-1-2020)*

## 13. COW BLEACHER SPONSOR \$1,500

- a. 4' x 8' Sign on Back of North Bleachers
- b. Program Listing *(name listing only if committed by 12-1-2020)*

#### **14. BUCKING CHUTE SIGN SPONSOR (Limit Six) \$1,500**

- a. Announced during rodeo bucking sections
- b. Sign on Bucking Chute
- c. 12 Rodeo Tickets (4 per performance)
- d. Program Listing (name listing only if committed by 12-1-2020)

#### **15. BARREL MAN SPONSOR \$1,250**

- a. Announced as Barrel Man Sponsor during rodeo performances
- b. Logo on Clown's Barrel
- c. 12 Rodeo Tickets (4 per performance)
- d. Program Listing (name listing only if committed by 12-1-2020)

#### **16. RODEO EVENT SPONSOR \$1,000**

**(Barrel Racing, Bareback Riding, Saddle Bronc, Steer Wrestling, Team Roping, Tie Down Roping)**

- a. Announced as Event Sponsor during rodeo performances
- b. 3' x 8' Arena Sign
- c. Displayed on Big Arena Video Screen
- d. 12 Rodeo Tickets (4 per performance)
- e. Program Listing (name listing only if committed by 12-1-2020)

#### **17. SECTION BLEACHER SPONSOR \$1,000**

- a. Sign on Bleacher Section (your name or business) (if committed by 12-1-2020)
- b. Name on tickets for that section
- c. 12 Rodeo Tickets (4 per performance)
- d. Optional Add-On: Box Seats Three Rodeo Performances \$550  
(6 seats per performance, if committed by 12-1-2020)

#### **18. CALF BLEACHER SPONSOR (Limit Seven) \$1,000**

- a. Box Seats Three Rodeo Performances (6 seats per performance if committed by 12-1-2020)
- b. Custom Embroidered Jacket or Buckle or Six Caps
- c. 3' x 8' Arena Sign
- d. Program Listing (name listing only if committed by 12-1-2020)

#### **19. GRAND ENTRY SPONSOR \$1000**

- a. Announced during Grand Entry
- b. Program Listing (name listing only if committed by 12-1-2020)
- c. 3' x 8' Arena Sign
- d. 12 Rodeo Tickets (4 per performance)

#### **20. INSTANT RE-PLAY SPONSOR \$1,000**

- a. A logo bug will show each time a replay is show
- b. 12 Rodeo Tickets (4 per performance)
- c. Program Listing (name listing only if committed by 12-1-2020)

#### **21. LOWER THIRD SCREEN SPONSOR \$1,000**

- a. This is graphic that shows up each time we show a contestants name
- b. 12 Rodeo Tickets (4 per performance)
- c. Program Listing (name listing only if committed by 12-1-2020)



**22. OUTGATE SPONSOR \$1,000**

- a. 3' x 8' Arena Sign on Out-gate
- b. 6 Rodeo Tickets (2 per performance)
- c. Program Listing (name listing only if committed by 12-1-2020)

**23. SPORTS MEDICINE SPONSOR \$1,000**

- a. Announced as a sponsor
- b. 3' x 8' Arena Sign on Out-gate
- c. 12 Rodeo Tickets (4 per performance)
- d. Program Listing (name listing only if committed by 12-1-2020)

**24. ROPING BOX SPONSOR \$1,000**

- a. Advertising on roping box chute (SOLD OUT)
- b. Announced as sponsor of Roping Box
- c. 6 Rodeo Tickets (2 per performance)
- d. Program Listing (name listing only if committed by 12-1-2020)

**25. TICKET ADVERTISING \$500 - \$1,000 (SOLD OUT)**

- a. Option #1 5.3" X 10.8" Ad on internet purchased tickets \$1,000
- b. Option #2 2.1" X .39" Ad on internet purchased tickets \$500
- c. 6 Rodeo Tickets (2 per performance)

**26. BOX SEAT HOLDER \$600 (Waiting list only)**

- a. Box Seats Three Rodeo Performances (6 seats per performance if committed by 12-1-2019 if box seats are available, otherwise will be placed on a waiting list on a first come – first serve basis \$100 deposit)
- b. Custom Embroidered Jacket or Buckle or Six Caps (if committed by 12-1-2020)
- c. Optional to Remove Custom Embroidered Jacket or Buckle or 6 Caps -\$50
- d. Program Listing (name listing only if committed by 12-1-2020)

**27. CONTESTANT HOSPITALITY SPONSOR \$500**

- a. 6 Rodeo Tickets (2 per performance)
- b. 2 Passes for Cantina Area (good all three days)
- c. 6 Free Meals in Contestant Hospitality Area (2 per day)
- d. Sign in the Contestant Hospitality area (as a sponsor of this area)

**28. LEADER BOARD SPONSOR \$500**

- a. This will show several times on the screen throughout the event
- b. 6 Rodeo Tickets (2 per performance)

**29. CANTINA AREA SPONSOR \$500**

- a. 6 Rodeo Tickets (2 per performance)
- b. 2 Passes for Cantina Area (good all three days)
- c. Sign in the Cantina Area (as a sponsor for this area)

**30. ARENA SIGN SPONSOR \$500**

- a. 3' X 8' Sign in the arena
- b. Program Listing (name listing only if committed by 12-1-2020)



## Los Fresnos PRCA Rodeo & Concert Sponsorship Agreement 2021

I wish to purchase the following sponsorship:

1<sup>st</sup> Option #

2<sup>nd</sup> Option #

I realize that all the sponsorship packages are subject to approval by the Los Fresnos Rodeo Committee. Sponsorships will be considered on a first come first serve basis. Sponsorships from the previous year will be given first consideration.

Please circle one     Company   or   Individual

### Sponsor Information

Name:

Address:

City:

State:

Zip Code:

Phone No:

Email Address:

Signature:

Rodeo Representative:

Date:

Certain Sponsorships have options for the following: ***Please select one***

|   |                                  |                 |
|---|----------------------------------|-----------------|
| 1 | Jacket Size    XL    L    M    S | Name on Jacket: |
| 2 | Buckle                           |                 |
| 3 | Six Caps                         |                 |

This event is being presented by The Los Fresnos Rodeo Committee, Inc.  
(a nonprofit organization)

P.O. Box 103  
Los Fresnos, Tx 78566



**City Council**  
520 E Ocean Blvd.  
Los Fresnos, TX 78566

Meeting: 08/11/20 06:00 PM  
Department: City Secretary  
Category: Resolutions  
Prepared By: Jacqueline Moya  
Initiator: Jacqueline Moya  
Sponsors:

**SCHEDULED**

**ACTION ITEM (ID # 3560)**

DOC ID: 3560 B

---

**Consideration and approval of a resolution with respect to the Texas Water Development Board Drinking Water State Revolving Fund relating to approving a resolution by the City Council of the City of Los Fresnos, Texas authorizing and approving publication of notice of intention to issue certificates of obligation; complying with the requirements contained in securities and exchange commission rule 15c2-12; and providing an effective date.**

This is the next step to secure the funding for the water improvements we have been planning for several years. The repayment plans were approved about a year ago. Our interest rate will be drastically lower than anticipated. That is good.

I recommend approval.

## RESOLUTION

### **A RESOLUTION BY THE CITY COUNCIL OF THE CITY OF LOS FRESNOS, TEXAS AUTHORIZING AND APPROVING PUBLICATION OF NOTICE OF INTENTION TO ISSUE CERTIFICATES OF OBLIGATION; COMPLYING WITH THE REQUIREMENTS CONTAINED IN SECURITIES AND EXCHANGE COMMISSION RULE 15c2-12; AND PROVIDING AN EFFECTIVE DATE**

WHEREAS, the City Council (the *City Council*) of the City of Los Fresnos, Texas (the *City*) has determined that it is advisable and necessary to issue and sell one or more series of certificates of obligation (the *Certificates*) in an amount not to exceed \$3,627,000 as provided pursuant to the provisions of the Certificate of Obligation Act of 1971, as amended, Texas Local Government Code, Section 271.041 through Section 271.064, for the purpose of paying contractual obligations of the City to be incurred for making permanent public improvements and for other public purposes, to-wit: (1) designing, engineering, constructing, acquiring, purchasing, renovating, enlarging, and improving the City's utility system; (2) the purchase of materials, supplies, equipment, land, and rights-of-way for authorized needs and purposes relating to the aforementioned capital improvements; and (3) payment for professional services relating to the design, construction, project management, and financing of the aforementioned projects. The Certificates will be payable from the levy of an annual ad valorem tax, within the limitations prescribed by law, upon all taxable property within the City and from a lien on and pledge of certain of the net revenues derived from the operation of the City's utility system. The Certificates are to be issued, and this notice is given, under and pursuant to the provisions of the Certificate of Obligation Act of 1971, as amended, Texas Local Government Code Section 271.041 through Section 271.064, Chapter 1502, as amended, Texas Government Code, and the City's Home Rule Charter; and

WHEREAS, prior to the offering, sale, and issuance of the Certificates, the appropriate officials of the City must review and approve the distribution of a "deemed final" preliminary official statement (the *Official Statement*) in order to comply with the requirements contained in 17 C.F.R. §240.15c2-12 (the *Securities and Exchange Commission Rule*); and

WHEREAS, based upon their review of the Official Statement, the appropriate officials of the City must find to the best of their knowledge and belief, after reasonable investigation, that the representations of facts pertaining to the City contained in the Official Statement are true and correct and that, except as disclosed in the Official Statement, there are no facts pertaining to the City that would adversely affect the issuance of the Certificates or the City's ability to pay the debt service requirements on the Certificates when due; and

WHEREAS, the City Council will comply with the requirements contained in the Securities and Exchange Commission Rule concerning the creation of a contractual obligation between the City and the proposed purchaser(s) of the Certificates (the *Purchasers*) to provide the Purchasers with an Official Statement in a time and manner that will enable the Purchasers to comply with the distribution requirements and continuing disclosure requirements contained in the Securities and Exchange Commission Rule; and

WHEREAS, the City Council authorizes the Mayor, City Manager, City Secretary, and the City Attorney, as appropriate, or their designees, to review, approve, and execute any document or certificate in order to allow the City to comply with the requirements contained in the Securities and Exchange Commission Rule; and

WHEREAS, prior to the issuance of the Certificates, the City Council is required to publish notice of its intention to issue the Certificates in a newspaper of general circulation in the City, and if the City maintains an internet website, publish such notice of intent on the City's internet website, such notice stating (i) the time and place the City Council tentatively proposes to pass the ordinance authorizing the issuance of the Certificates, (ii) the purposes for which the Certificates are to be issued, (iii) the manner in which the City Council proposes to pay the Certificates; (iv) the then-current principal amount of all outstanding ad valorem debt obligations of the City; (v) the then-current combined principal and interest required to pay all outstanding ad valorem debt obligations of the City on time and in full, which may be based on the City's expectations relative to the interest due on any variable rate ad valorem debt obligations; (vi) the maximum principal amount of the Certificates to be authorized; (vii) the estimated interest rate for the Certificates to be authorized or that the maximum interest rate for the Certificates may not exceed the maximum legal interest rate; and (viii) the maximum maturity date of the Certificates to be authorized; and

WHEREAS, the City Council hereby finds and determines that such documents pertaining to the sale of the Certificates should be approved, and the City should proceed with the giving of notice of intention to issue the Certificates in the time, form, and manner provided by law; and

WHEREAS, the City Council hereby finds and determines that the adoption of this Resolution is in the best interests of the residents of the City; now, therefore,

BE IT RESOLVED BY THE CITY COUNCIL OF THE CITY OF LOS FRESNOS, TEXAS THAT:

SECTION 1. The City Secretary is hereby authorized and directed to cause notice to be published of the City Council's intention to issue the Certificates in an amount not to exceed \$3,627,000 for the purpose of paying contractual obligations of the City to be incurred for making permanent public improvements and for other public purposes, to-wit: (1) designing, engineering, constructing, acquiring, purchasing, renovating, enlarging, and improving the City's utility system; (2) the purchase of materials, supplies, equipment, land, and rights-of-way for authorized needs and purposes relating to the aforementioned capital improvements; and (3) payment for professional services relating to the design, construction, project management, and financing of the aforementioned capital improvements. The Certificates will be payable from the levy of an annual ad valorem tax, within the limitations prescribed by law, upon all taxable property within the City and additionally from a pledge of and lien on certain revenues derived from the operation of the City's utility system. The notice hereby approved and authorized to be published shall read substantially in the form and content of Exhibit A attached hereto, which notice is incorporated herein by reference as a part of this Resolution for all purposes.

SECTION 2. The City Secretary shall cause the notice described in Section 1 to be published in a newspaper of general circulation in the City, once a week for two consecutive weeks, the date of the first publication shall be at least forty-six (46) days prior to the date stated therein

for passage of the ordinance authorizing the issuance of the Certificates. Additionally, the City Secretary shall cause the notice described in Section 1 to be posted continuously on the City's website for at least forty-five (45) days prior to the date stated therein for passage of the ordinance authorizing the issuance of the Certificates.

SECTION 3. The Mayor, City Manager, City Secretary, and the City Attorney, as appropriate, or their designees, are authorized to review and approve the Official Statement pertaining to the offering, sale, and issuance of the Certificates and to execute any document or certificate in order to comply with the requirements contained in the Securities and Exchange Commission Rule.

SECTION 4. The recitals contained in the preamble hereof are hereby found to be true, and such recitals are hereby made a part of this Resolution for all purposes and are adopted as a part of the judgment and findings of the City Council.

SECTION 5. All ordinances and resolutions, or parts thereof, which are in conflict or inconsistent with any provision of this Resolution are hereby repealed to the extent of such conflict, and the provisions of this Resolution shall be and remain controlling as to the matters resolved herein.

SECTION 6. This Resolution shall be construed and enforced in accordance with the laws of the State of Texas and the United States of America.

SECTION 7. If any provision of this Resolution or the application thereof to any person or circumstance shall be held to be invalid, the remainder of this Resolution and the application of such provision to other persons and circumstances shall nevertheless be valid, and the City Council hereby declares that this Resolution would have been enacted without such invalid provision.

SECTION 8. It is officially found, determined, and declared that the meeting at which this Resolution is adopted was open to the public and public notice of the time, place, and subject matter of the public business to be considered at such meeting, including this Resolution, was given, all as required by Chapter 551, as amended, Texas Government Code.

SECTION 9. This Resolution shall be in force and effect from and after the date of its adoption, and it is so resolved.

*[The remainder of this page intentionally left blank.]*

PASSED AND APPROVED, this the 11<sup>th</sup> day of August, 2020.

CITY OF LOS FRESNOS, TEXAS

\_\_\_\_\_  
Mayor

ATTEST:

\_\_\_\_\_  
City Secretary

(CITY SEAL)

Attachment: Los Fresnos DW NOI 7 2020 Resolution (3560 : Resolution 7-2020 Drinking Water)

**Exhibit A**

NOTICE OF INTENTION TO ISSUE  
CITY OF LOS FRESNOS, TEXAS  
CERTIFICATES OF OBLIGATION

NOTICE IS HEREBY GIVEN that the City Council of the City of Los Fresnos, Texas will convene at its regular meeting place in the City Hall in Los Fresnos, Texas, at 6:00 o'clock P.M., Los Fresnos, Texas time on October 13, 2020, and, during such meeting, the City Council will consider the passage of an ordinance or ordinances and take such other actions as may be deemed necessary to authorize the issuance of one or more series of certificates of obligation in an aggregate principal amount not to exceed \$3,627,000 for the purpose or purposes of paying contractual obligations of the City to be incurred for making permanent public improvements and for other public purposes, to-wit: (1) designing, engineering, constructing, acquiring, purchasing, renovating, enlarging, and improving the City's utility system; (2) the purchase of materials, supplies, equipment, land, and rights-of-way for authorized needs and purposes relating to the aforementioned capital improvements; and (3) payment for professional services relating to the design, construction, project management, and financing of the aforementioned projects. The certificates of obligation (the *Certificates*) will be payable from the levy of an annual ad valorem tax, within the limitations prescribed by law, upon all taxable property within the City and from a lien on and pledge of certain revenues derived by the City from the operation of the City's utility system. In accordance with Section 271.049, as amended, Texas Local Government Code, (i) the current principal amount of all of the City's outstanding public securities secured by and payable from ad valorem taxes is \$16,612,000; (ii) the current combined principal and interest required to pay all of the City's outstanding public securities secured by and payable from ad valorem taxes on time and in full is \$20,153,506; (iii) the estimated combined principal and interest required to pay the Certificates to be authorized on time and in full is \$6,060,240; (iv) the maximum interest rate for the Certificates may not exceed the maximum legal interest rate; and (v) the maximum maturity date of the Certificates to be authorized is February 1, 2040. The Certificates are to be issued, and this notice is given, under and pursuant to the provisions of the Certificate of Obligation Act of 1971, as amended, Texas Local Government Code Section 271.041 through Section 271.064, Chapter 1502, as amended, Texas Government Code, and the City's Home Rule Charter.

\_\_\_\_\_  
/s/ Jacqueline Moya  
City Secretary,  
City of Los Fresnos, Texas

Attachment: Los Fresnos DW NOI 7 2020 Resolution (3560 : Resolution 7-2020 Drinking Water)

**City Council**  
520 E Ocean Blvd.  
Los Fresnos, TX 78566

Meeting: 08/11/20 06:00 PM  
Department: City Secretary  
Category: Resolutions  
Prepared By: Jacqueline Moya  
Initiator: Jacqueline Moya  
Sponsors:

**SCHEDULED**

**ACTION ITEM (ID # 3561)**

DOC ID: 3561 A

---

**Consideration and approval of a resolution with respect to the Texas Water Development Board Clean Water State Revolving Fund relating to approving a resolution by the city council of the City of Los Fresnos, Texas authorizing and approving publication of notice of intention to issue certificates of obligation; complying with the requirements contained in securities and exchange commission rule 15c2-12; and providing an effective date.**

This is the next step to secure the funding for the sewer improvements we have been planning for several years. The repayment plans were approved about a year ago. Our interest rate will be drastically lower than anticipated. That is good.

I recommend approval.

## RESOLUTION

### **A RESOLUTION BY THE CITY COUNCIL OF THE CITY OF LOS FRESNOS, TEXAS AUTHORIZING AND APPROVING PUBLICATION OF NOTICE OF INTENTION TO ISSUE CERTIFICATES OF OBLIGATION; COMPLYING WITH THE REQUIREMENTS CONTAINED IN SECURITIES AND EXCHANGE COMMISSION RULE 15c2-12; AND PROVIDING AN EFFECTIVE DATE**

WHEREAS, the City Council (the *City Council*) of the City of Los Fresnos, Texas (the *City*) has determined that it is advisable and necessary to issue and sell one or more series of certificates of obligation (the *Certificates*) in an amount not to exceed \$1,600,000 as provided pursuant to the provisions of the Certificate of Obligation Act of 1971, as amended, Texas Local Government Code, Section 271.041 through Section 271.064, for the purpose of paying contractual obligations of the City to be incurred for making permanent public improvements and for other public purposes, to-wit: (1) designing, engineering, constructing, acquiring, purchasing, renovating, enlarging, and improving the City's utility system; (2) the purchase of materials, supplies, equipment, land, and rights-of-way for authorized needs and purposes relating to the aforementioned capital improvements; and (3) payment for professional services relating to the design, construction, project management, and financing of the aforementioned projects. The Certificates will be payable from the levy of an annual ad valorem tax, within the limitations prescribed by law, upon all taxable property within the City and from a lien on and pledge of certain of the net revenues derived from the operation of the City's utility system. The Certificates are to be issued, and this notice is given, under and pursuant to the provisions of the Certificate of Obligation Act of 1971, as amended, Texas Local Government Code Section 271.041 through Section 271.064, Chapter 1502, as amended, Texas Government Code, and the City's Home Rule Charter; and

WHEREAS, prior to the offering, sale, and issuance of the Certificates, the appropriate officials of the City must review and approve the distribution of a "deemed final" preliminary official statement (the *Official Statement*) in order to comply with the requirements contained in 17 C.F.R. §240.15c2-12 (the *Securities and Exchange Commission Rule*); and

WHEREAS, based upon their review of the Official Statement, the appropriate officials of the City must find to the best of their knowledge and belief, after reasonable investigation, that the representations of facts pertaining to the City contained in the Official Statement are true and correct and that, except as disclosed in the Official Statement, there are no facts pertaining to the City that would adversely affect the issuance of the Certificates or the City's ability to pay the debt service requirements on the Certificates when due; and

WHEREAS, the City Council will comply with the requirements contained in the Securities and Exchange Commission Rule concerning the creation of a contractual obligation between the City and the proposed purchaser(s) of the Certificates (the *Purchasers*) to provide the Purchasers with an Official Statement in a time and manner that will enable the Purchasers to comply with the distribution requirements and continuing disclosure requirements contained in the Securities and Exchange Commission Rule; and



WHEREAS, the City Council authorizes the Mayor, City Manager, City Secretary, and the City Attorney, as appropriate, or their designees, to review, approve, and execute any document or certificate in order to allow the City to comply with the requirements contained in the Securities and Exchange Commission Rule; and

WHEREAS, prior to the issuance of the Certificates, the City Council is required to publish notice of its intention to issue the Certificates in a newspaper of general circulation in the City, and if the City maintains an internet website, publish such notice of intent on the City's internet website, such notice stating (i) the time and place the City Council tentatively proposes to pass the ordinance authorizing the issuance of the Certificates, (ii) the purposes for which the Certificates are to be issued, (iii) the manner in which the City Council proposes to pay the Certificates; (iv) the then-current principal amount of all outstanding ad valorem debt obligations of the City; (v) the then-current combined principal and interest required to pay all outstanding ad valorem debt obligations of the City on time and in full, which may be based on the City's expectations relative to the interest due on any variable rate ad valorem debt obligations; (vi) the maximum principal amount of the Certificates to be authorized; (vii) the estimated interest rate for the Certificates to be authorized or that the maximum interest rate for the Certificates may not exceed the maximum legal interest rate; and (viii) the maximum maturity date of the Certificates to be authorized; and

WHEREAS, the City Council hereby finds and determines that such documents pertaining to the sale of the Certificates should be approved, and the City should proceed with the giving of notice of intention to issue the Certificates in the time, form, and manner provided by law; and

WHEREAS, the City Council hereby finds and determines that the adoption of this Resolution is in the best interests of the residents of the City; now, therefore,

BE IT RESOLVED BY THE CITY COUNCIL OF THE CITY OF LOS FRESNOS, TEXAS THAT:

SECTION 1. The City Secretary is hereby authorized and directed to cause notice to be published of the City Council's intention to issue the Certificates in an amount not to exceed \$1,600,000 for the purpose of paying contractual obligations of the City to be incurred for making permanent public improvements and for other public purposes, to-wit: (1) designing, engineering, constructing, acquiring, purchasing, renovating, enlarging, and improving the City's utility system; (2) the purchase of materials, supplies, equipment, land, and rights-of-way for authorized needs and purposes relating to the aforementioned capital improvements; and (3) payment for professional services relating to the design, construction, project management, and financing of the aforementioned capital improvements. The Certificates will be payable from the levy of an annual ad valorem tax, within the limitations prescribed by law, upon all taxable property within the City and additionally from a pledge of and lien on certain revenues derived from the operation of the City's utility system. The notice hereby approved and authorized to be published shall read substantially in the form and content of Exhibit A attached hereto, which notice is incorporated herein by reference as a part of this Resolution for all purposes.

SECTION 2. The City Secretary shall cause the notice described in Section 1 to be published in a newspaper of general circulation in the City, once a week for two consecutive weeks, the date of the first publication shall be at least forty-six (46) days prior to the date stated therein

for passage of the ordinance authorizing the issuance of the Certificates. Additionally, the City Secretary shall cause the notice described in Section 1 to be posted continuously on the City's website for at least forty-five (45) days prior to the date stated therein for passage of the ordinance authorizing the issuance of the Certificates.

SECTION 3. The Mayor, City Manager, City Secretary, and the City Attorney, as appropriate, or their designees, are authorized to review and approve the Official Statement pertaining to the offering, sale, and issuance of the Certificates and to execute any document or certificate in order to comply with the requirements contained in the Securities and Exchange Commission Rule.

SECTION 4. The recitals contained in the preamble hereof are hereby found to be true, and such recitals are hereby made a part of this Resolution for all purposes and are adopted as a part of the judgment and findings of the City Council.

SECTION 5. All ordinances and resolutions, or parts thereof, which are in conflict or inconsistent with any provision of this Resolution are hereby repealed to the extent of such conflict, and the provisions of this Resolution shall be and remain controlling as to the matters resolved herein.

SECTION 6. This Resolution shall be construed and enforced in accordance with the laws of the State of Texas and the United States of America.

SECTION 7. If any provision of this Resolution or the application thereof to any person or circumstance shall be held to be invalid, the remainder of this Resolution and the application of such provision to other persons and circumstances shall nevertheless be valid, and the City Council hereby declares that this Resolution would have been enacted without such invalid provision.

SECTION 8. It is officially found, determined, and declared that the meeting at which this Resolution is adopted was open to the public and public notice of the time, place, and subject matter of the public business to be considered at such meeting, including this Resolution, was given, all as required by Chapter 551, as amended, Texas Government Code.

SECTION 9. This Resolution shall be in force and effect from and after the date of its adoption, and it is so resolved.

*[The remainder of this page intentionally left blank.]*

PASSED AND APPROVED, this the 11<sup>th</sup> day of August, 2020.

CITY OF LOS FRESNOS, TEXAS

\_\_\_\_\_  
Mayor

ATTEST:

\_\_\_\_\_  
City Secretary

(CITY SEAL)

Attachment: Los Fresnos CW NOI 8 2020 Resolution (3561 : Resolution 8-2020 Clean Water)

**Exhibit A**

NOTICE OF INTENTION TO ISSUE  
CITY OF LOS FRESNOS, TEXAS  
CERTIFICATES OF OBLIGATION

NOTICE IS HEREBY GIVEN that the City Council of the City of Los Fresnos, Texas will convene at its regular meeting place in the City Hall in Los Fresnos, Texas, at 6:00 o'clock P.M., Los Fresnos, Texas time on October 13, 2020, and, during such meeting, the City Council will consider the passage of an ordinance or ordinances and take such other actions as may be deemed necessary to authorize the issuance of one or more series of certificates of obligation in an aggregate principal amount not to exceed \$1,600,000 for the purpose or purposes of paying contractual obligations of the City to be incurred for making permanent public improvements and for other public purposes, to-wit: (1) designing, engineering, constructing, acquiring, purchasing, renovating, enlarging, and improving the City's utility system; (2) the purchase of materials, supplies, equipment, land, and rights-of-way for authorized needs and purposes relating to the aforementioned capital improvements; and (3) payment for professional services relating to the design, construction, project management, and financing of the aforementioned projects. The certificates of obligation (the *Certificates*) will be payable from the levy of an annual ad valorem tax, within the limitations prescribed by law, upon all taxable property within the City and from a lien on and pledge of certain revenues derived by the City from the operation of the City's utility system. In accordance with Section 271.049, as amended, Texas Local Government Code, (i) the current principal amount of all of the City's outstanding public securities secured by and payable from ad valorem taxes is \$16,612,000; (ii) the current combined principal and interest required to pay all of the City's outstanding public securities secured by and payable from ad valorem taxes on time and in full is \$20,153,506; (iii) the estimated combined principal and interest required to pay the Certificates to be authorized on time and in full is \$6,060,240; (iv) the maximum interest rate for the Certificates may not exceed the maximum legal interest rate; and (v) the maximum maturity date of the Certificates to be authorized is February 1, 2040. The Certificates are to be issued, and this notice is given, under and pursuant to the provisions of the Certificate of Obligation Act of 1971, as amended, Texas Local Government Code Section 271.041 through Section 271.064, Chapter 1502, as amended, Texas Government Code, and the City's Home Rule Charter.

\_\_\_\_\_  
/s/ Jacqueline Moya  
City Secretary,  
City of Los Fresnos, Texas

Attachment: Los Fresnos CW NOI 8 2020 Resolution (3561 : Resolution 8-2020 Clean Water)

**City Council**  
520 E Ocean Blvd.  
Los Fresnos, TX 78566

Meeting: 08/11/20 06:00 PM  
Department: City Secretary  
Category: Agreement  
Prepared By: Jacqueline Moya  
Initiator: Jacqueline Moya  
Sponsors:

**SCHEDULED**

**ACTION ITEM (ID # 3553)**

DOC ID: 3553 A

## **Consideration and ACTION to recommit the funding match for grants and engineering to place the main feed irrigation canal underground through Los Fresnos.**

In December 2018 and January 2019, the City and Bayview Irrigation District agreed to an interlocal agreement to explore opportunities for grants to place the irrigation canal underground beginning at O'Reilly Auto Parts to hopefully Arroyo Boulevard or as far as grant funds will go. As part of the agreement, the City can utilize the existing canal during emergencies to drain water if necessary, of course with the approval of the water district at the time. It also allows the City to utilize the area left over (after their canal is in place) for drainage if necessary and to place a hike and bike trail over the canal. In exchange the City agreed to provide match of \$150,000 for a grant request of \$150,000. The grant was approved. Additionally they received a grant for \$300,000 totaling \$600,000 for construction (\$450,000 in grants and \$150,000 from the city). This is a huge win for all and will change the dynamics of that area. The biggest advantage for the City is increase access to clean existing drainage ditches adjacent to the canal and then use the additional space for other drainage in the future. Very seldom do we end up with more access, more land and better drainage but this is one of those momentous times. The City has the \$150,000 match in the Utility fund in excess this year. Also the City agreed to provide \$12,500 as match to the water district's match of \$12,500 and an in-kind match of \$25,000 for engineering services. This gives \$100,000 for engineering services for design and construction engineering on the project. We have the \$12,500 for engineering fees included in the proposed Utility Fund budget for next year 2020-2021.

I recommend approval to fund the \$150,000 match for the project from the 2019-2020 Utility Fund and the \$12,500 engineering match for the project from the 2020-2021 Utility Fund.



**Bayview Irrigation District #11**  
**110 South San Roman Rd.**  
**Los Fresnos, Texas 78566**  
**(956) 233-5800 Fax (956) 233-4343**  
**bvid11@yahoo.com**

July 30, 2020

Mr. Mark Milum  
 City Manager  
 City of Los Fresnos  
 200 N. Brazil  
 Los Fresnos, TX 78566

Dear Mr. Milum:

I am pleased to advise you that BVID11 and Cameron County Irrigation District #10 (CCID10) are in the final stages of resolving the issue of ownership and control of the main feed canal through Los Fresnos. Therefore, we would like to present this final agreement to the city board for the purposes of proceeding with Phase 1 of the Main Canal Pipeline Conversion.

Most of the Phase 1 funding has been secured through a \$300,000 award from the U.S. Bureau of Reclamation and \$200,000 from the Texas Water Development Board. Los Fresnos planned to contribute \$150,000 for construction and \$12,500 for surveying and engineering. With that, the BVID11 and CCID10 will provide \$12,500 in funding for engineering and Moore Land Surveying will contribute the remaining \$25,000 in engineering service as an in-kind gift. The \$700,000 total will complete Phase 1 and begin Phase 2.

The purpose of this letter is to request the funds originally budgeted to the project from the City of Los Fresnos. I understand that we will need to present this to the City Commission for a new approval. To remain on schedule with the Bureau of Reclamation grant I hope that BVID11 and CCID10 can make this joint request at a meeting in August.

I look forward to discussing this with you. Thank you for your partnership.

Sincerely,

Richard Whipple  
 Board President

Attachment: BAYVIEW (3553 : Main Feed Irrigation Canal-Funds)

**City Council**  
520 E Ocean Blvd.  
Los Fresnos, TX 78566

Meeting: 08/11/20 06:00 PM  
Department: City Secretary  
Category: Agreement  
Prepared By: Jacqueline Moya  
Initiator: Jacqueline Moya  
Sponsors:

**SCHEDULED**

**ACTION ITEM (ID # 3546)**

DOC ID: 3546 A

## **Consideration and ACTION to increase rates for garbage carts.**

Below is a history of cart prices for what it cost the city and what it cost the resident. With continued 3-4% increases due to the consumer price index, our cost goes up by that amount each year. Every few years, we have to raise the cost to residents. It's been 7 years since we raised the cost. If we don't raise it this year, we will be forced to as our cost will be higher than what we are charging.

### **HISTORY & CURRENT CARTS (2026)**

| <b>YEAR</b> | <b>CITY COST</b> | <b>RESIDENT COST</b> | <b>MARKUP</b> | <b>REVENUE</b> |
|-------------|------------------|----------------------|---------------|----------------|
| 2007-2008   | \$13.20          | \$15.00              | \$1.80        | \$43,761.60    |
| 2008-2009   | \$13.68          | \$17.50              | \$3.82        | \$92,871.84    |
| 2013-2014   | \$16.66          | \$20.00              | \$3.34        | \$81,202.08    |
| 2019-2020   | \$18.63          | \$20.00              | \$1.37        | \$33,307.44    |

If we don't raise resident cost

|           |         |         |        |             |
|-----------|---------|---------|--------|-------------|
| 2020-2021 | \$19.38 | \$20.00 | \$0.62 | \$15,073.44 |
|-----------|---------|---------|--------|-------------|

### **PROPOSED**

|           |         |         |        |             |
|-----------|---------|---------|--------|-------------|
| 2020-2021 | \$19.38 | \$22.50 | \$3.12 | \$75,853.44 |
|-----------|---------|---------|--------|-------------|

This would affect a resident \$2.50 per month or \$30 per year.

I recommend we raise the cart price to \$22.50 effective October 1, 2020.

**City Council**  
520 E Ocean Blvd.  
Los Fresnos, TX 78566

Meeting: 08/11/20 06:00 PM  
Department: City Secretary  
Category: Purchase  
Prepared By: Jacqueline Moya  
Initiator: Jacqueline Moya  
Sponsors:

**SCHEDULED**

**ACTION ITEM (ID # 3559)**

DOC ID: 3559 B

## **Consideration and ACTION to utilize excess funds from 2019/2020 Fiscal Year to purchase a patrol vehicle, digital fingerprint system and computer equipment.**

Through conservative budgeting, conservative spending and increased revenues throughout COVID-19 times, we have surplus funds this year to be able to make some necessary purchases now instead on trying to fit them in the budget next year.

A patrol vehicle is needed. The one needing to be replaced is 2015 model with a little over 160,000 miles. It is having some major problems but has served well and due to a great job by the PD has lasted past its normal life for a patrol vehicle. It is time to replace it. The cost is estimated at \$48,000 which includes, new cage, lights, siren, radio installation, striping, etc.

The PD's fingerprinting process is antiquated. It has moved to a digital type system. Fingerprint and palm prints are captured electronically instead of the old ink and paper. Once this is done electronically results are verified and returned within hours of transmission instead on days and weeks. It is time to upgrade to 2020. The cost is \$10,000.

There are computer & technology purchases that can be made as well not to relieve next year's budget. We will purchase a server for PD (\$18,000), Rack Mount UPS (\$4,600), Tower for PW (\$2,000), 2 Storage Servers (\$3,200), and IP KVM (\$2,000), totaling \$29,800 of which half is from the General Fund for \$14,900 and the other half is from the Utility Fund for \$14,900.

That totals \$87,800.

I recommend approval.



**City Council**  
520 E Ocean Blvd.  
Los Fresnos, TX 78566

Meeting: 08/11/20 06:00 PM  
Department: City Secretary  
Category: Tax Rate  
Prepared By: Jacqueline Moya  
Initiator: Jacqueline Moya  
Sponsors:

**SCHEDULED**

**ACTION ITEM (ID # 3554)**

DOC ID: 3554 A

---

**Consideration and ACTION to acknowledge the Finance Director's certification of the estimated ad valorem tax collection rate for 2019 and the excess debt tax collections for 2019 tax year.**

The estimated ad valorem tax collection rate for tax year 2019 is in excess of 100%. This is due to prior year's debt collections.

The estimated debt collections for 2019 is \$505,305 with no excess debt tax collections. The estimated excess fund balance for the debt fund is \$16,214.30.

I recommend approval.

**City Council**  
520 E Ocean Blvd.  
Los Fresnos, TX 78566

Meeting: 08/11/20 06:00 PM  
Department: City Secretary  
Category: Acknowledgments  
Prepared By: Jacqueline Moya  
Initiator: Jacqueline Moya  
Sponsors:

**SCHEDULED**

**ACTION ITEM (ID # 3555)**

DOC ID: 3555 A

---

**Consideration and ACTION to acknowledge the Cameron Appraisal District Chief Appraiser's certification of the 2020 tax roll.**

The net taxable value for 2020 is \$291,262,400, an increase of \$10,533,355 or 3.60%. There are 35 properties under protest for \$15,216,018 dealing with residential property. There are 22 new properties added this year with a value of \$5,970,136 accounting for 31% of the increase. The amount of the increased values of existing properties is \$12,706,403 accounting for 69% of the increase.

I recommend approval.

## CAMERON APPRAISAL DISTRICT

Richard Molina, Chief Appraiser  
P.O. Box 10102021 Amistad Dr.  
San Benito, Texas 78586-1010  
[www.cameroncad.org](http://www.cameroncad.org)  
956-399-9322  
956-541-3365  
956-428-8020  
Fax: 956-399-6969



MEMBERS OF THE BOARD  
Vicente Mendez, Chairman  
David Garza, Vice-Chairman  
David Argabright - Secretary  
Gloria Casas  
Alta Monroe  
Ricardo Morado  
Laura Perez-Reyes  
Jesse Villarreal  
Gilbert Weaver  
Tony Yzaguirre, Jr.

## CERTIFICATION OF APPRAISAL ROLL TO ASSESSOR

2020

RE: SECTION §26.01 PROPERTY TAX CODE

I, Richard Molina, Chief Appraiser for the Cameron Appraisal District,  
certify that the Appraisal Review Board approved the appraisal records on July 20, 2020  
and the part of those records as presented herein constitute the 2020 appraisal roll  
for **CITY OF LOS FRESNOS**  
*Taxing Unit*

ARB Approved Market Value: \$318,264,576

ARB Approved Net Taxable Value: \$291,262,400

Market Value Under ARB Review: \$15,216,018

\*Value under ARB Review has a potential loss capacity of 2% - 4%.

  
Richard Molina, Chief Appraiser

July 20, 2020  
Date

Attachment: tax roll 2020 (3555 : Certification of Tax Roll)

CAMERON County

**2020 CERTIFIED TOTALS**

As of Certificat

Property Count: 3,211

CLO - CITY OF LOS FRESNOS  
ARB Approved Totals

7/18/2020 1:18:54I

| Land                       |           | Value       |                    |                          |            |
|----------------------------|-----------|-------------|--------------------|--------------------------|------------|
| Homesite:                  |           | 33,274,443  |                    |                          |            |
| Non Homesite:              |           | 38,478,125  |                    |                          |            |
| Ag Market:                 |           | 3,320,071   |                    |                          |            |
| Timber Market:             |           | 0           | Total Land         | (+)                      | 75,072,6   |
| Improvement                |           | Value       |                    |                          |            |
| Homesite:                  |           | 140,716,673 |                    |                          |            |
| Non Homesite:              |           | 82,321,210  | Total Improvements | (+)                      | 223,037,8  |
| Non Real                   |           | Count       | Value              |                          |            |
| Personal Property:         | 356       |             | 20,154,054         |                          |            |
| Mineral Property:          | 0         |             | 0                  |                          |            |
| Autos:                     | 0         |             | 0                  | Total Non Real           | (+)        |
|                            |           |             |                    | Market Value             | =          |
|                            |           |             |                    |                          | 20,154,0   |
|                            |           |             |                    |                          | 318,264,5  |
| Ag                         |           | Non Exempt  | Exempt             |                          |            |
| Total Productivity Market: | 3,320,071 |             | 0                  |                          |            |
| Ag Use:                    | 189,889   |             | 0                  | Productivity Loss        | (-)        |
| Timber Use:                | 0         |             | 0                  | Appraised Value          | =          |
| Productivity Loss:         | 3,130,182 |             | 0                  |                          | 315,134,3  |
|                            |           |             |                    | Homestead Cap            | (-)        |
|                            |           |             |                    | Assessed Value           | =          |
|                            |           |             |                    | Total Exemptions Amount  | (-)        |
|                            |           |             |                    | (Breakdown on Next Page) | 1,937,8    |
|                            |           |             |                    | Net Taxable              | =          |
|                            |           |             |                    |                          | 291,262,40 |

| Freeze   | Assessed   | Taxable    | Actual Tax | Ceiling    | Count |                         |            |
|----------|------------|------------|------------|------------|-------|-------------------------|------------|
| DP       | 3,730,149  | 3,713,149  | 22,066.31  | 22,115.31  | 38    |                         |            |
| OV65     | 26,508,258 | 24,856,950 | 146,796.10 | 151,394.65 | 299   |                         |            |
| Total    | 30,238,407 | 28,570,099 | 168,862.41 | 173,509.96 | 337   | Freeze Taxable          | (-)        |
| Tax Rate | 0.715000   |            |            |            |       |                         | 28,570,09  |
|          |            |            |            |            |       | Freeze Adjusted Taxable | =          |
|          |            |            |            |            |       |                         | 262,692,30 |

APPROXIMATE LEVY = (FREEZE ADJUSTED TAXABLE \* (TAX RATE / 100)) + ACTUAL TAX  
 2,047,112.36 = 262,692,301 \* (0.715000 / 100) + 168,862.41

Tax Increment Finance Value: 0  
 Tax Increment Finance Levy: 0.00

Attachment: tax roll 2020 (3555 : Certification of Tax Roll)

CAMERON County

**2020 CERTIFIED TOTALS**

As of Certificatio

Property Count: 3,211

CLO - CITY OF LOS FRESNOS

ARB Approved Totals

7/18/2020

1:19:14PM

**Exemption Breakdown**

| Exemption        | Count | Local         | State             | Total            |
|------------------|-------|---------------|-------------------|------------------|
| DP               | 44    | 0             | 0                 |                  |
| DV1              | 11    | 0             | 104,000           | 104,00           |
| DV2              | 7     | 0             | 70,500            | 70,50            |
| DV2S             | 1     | 0             | 7,500             | 7,50             |
| DV3              | 14    | 0             | 146,000           | 146,00           |
| DV4              | 37    | 0             | 348,000           | 348,00           |
| DV4S             | 2     | 0             | 12,000            | 12,00            |
| DVHS             | 31    | 0             | 4,398,738         | 4,398,73         |
| DVHSS            | 1     | 0             | 14,076            | 14,07            |
| EX-XG            | 1     | 0             | 363,600           | 363,60           |
| EX-XV            | 175   | 0             | 16,250,616        | 16,250,61        |
| EX-XV (Prorated) | 4     | 0             | 199,100           | 199,10           |
| EX366            | 21    | 0             | 3,730             | 3,73             |
| OV65             | 372   | 0             | 0                 |                  |
| OV65S            | 4     | 0             | 0                 |                  |
| PPV              | 2     | 16,249        | 0                 | 16,24            |
| <b>Totals</b>    |       | <b>16,249</b> | <b>21,917,860</b> | <b>21,934,10</b> |

Attachment: tax roll 2020 (3555 : Certification of Tax Roll)

CAMERON County

**2020 CERTIFIED TOTALS**

As of Certificati

Property Count: 35

CLO - CITY OF LOS FRESNOS

Under ARB Review Totals

7/18/2020

1:18:54F

| Land           | Value     |            |     |           |
|----------------|-----------|------------|-----|-----------|
| Homesite:      | 413,347   |            |     |           |
| Non Homesite:  | 1,241,638 |            |     |           |
| Ag Market:     | 0         |            |     |           |
| Timber Market: | 0         | Total Land | (+) | 1,654,985 |

| Improvement   | Value     |                    |     |           |
|---------------|-----------|--------------------|-----|-----------|
| Homesite:     | 2,241,286 |                    |     |           |
| Non Homesite: | 5,913,635 | Total Improvements | (+) | 8,154,921 |

| Non Real           | Count | Value     |                |            |
|--------------------|-------|-----------|----------------|------------|
| Personal Property: | 4     | 5,406,112 |                |            |
| Mineral Property:  | 0     | 0         |                |            |
| Autos:             | 0     | 0         | Total Non Real | (+)        |
|                    |       |           | Market Value   | =          |
|                    |       |           |                | 5,406,112  |
|                    |       |           |                | 15,216,011 |

| Ag                         | Non Exempt | Exempt |                          |            |
|----------------------------|------------|--------|--------------------------|------------|
| Total Productivity Market: | 0          | 0      |                          |            |
| Ag Use:                    | 0          | 0      | Productivity Loss        | (-)        |
| Timber Use:                | 0          | 0      | Appraised Value          | =          |
| Productivity Loss:         | 0          | 0      |                          | 15,216,011 |
|                            |            |        | Homestead Cap            | (-)        |
|                            |            |        | Assessed Value           | =          |
|                            |            |        |                          | 49,88      |
|                            |            |        | Total Exemptions Amount  | (-)        |
|                            |            |        | (Breakdown on Next Page) | 24,00      |
|                            |            |        | Net Taxable              | =          |
|                            |            |        |                          | 15,142,13  |

| Freeze   | Assessed | Taxable | Actual Tax | Ceiling | Count |                         |           |
|----------|----------|---------|------------|---------|-------|-------------------------|-----------|
| OV65     | 80,156   | 80,156  | 506.55     | 506.55  | 1     |                         |           |
| Total    | 80,156   | 80,156  | 506.55     | 506.55  | 1     | Freeze Taxable          | (-)       |
| Tax Rate | 0.715000 |         |            |         |       |                         | 80,15     |
|          |          |         |            |         |       | Freeze Adjusted Taxable | =         |
|          |          |         |            |         |       |                         | 15,061,97 |

APPROXIMATE LEVY = (FREEZE ADJUSTED TAXABLE \* (TAX RATE / 100)) + ACTUAL TAX

108,199.66 = 15,061,974 \* (0.715000 / 100) + 506.55

Tax Increment Finance Value:

0

Tax Increment Finance Levy:

0.00

Attachment: tax roll 2020 (3555 : Certification of Tax Roll)

CAMERON County

**2020 CERTIFIED TOTALS**

As of Certificati

Property Count: 35

CLO - CITY OF LOS FRESNOS  
Under ARB Review Totals

7/18/2020

1:19:14P

**Exemption Breakdown**

| Exemption | Count | Local | State  | Tot   |
|-----------|-------|-------|--------|-------|
| DV4       | 2     | 0     | 24,000 | 24,00 |
| OV65      | 1     | 0     | 0      |       |
| Totals    |       | 0     | 24,000 | 24,00 |

Attachment: tax roll 2020 (3555 : Certification of Tax Roll)

CAMERON County

**2020 CERTIFIED TOTALS**

As of Certificat

Property Count: 3,246

CLO - CITY OF LOS FRESNOS

Grand Totals

7/18/2020

1:18:54P

| Land           | Value      |            |     |           |
|----------------|------------|------------|-----|-----------|
| Homesite:      | 33,687,790 |            |     |           |
| Non Homesite:  | 39,719,763 |            |     |           |
| Ag Market:     | 3,320,071  |            |     |           |
| Timber Market: | 0          | Total Land | (+) | 76,727,62 |

| Improvement   | Value       |                    |     |            |
|---------------|-------------|--------------------|-----|------------|
| Homesite:     | 142,957,959 |                    |     |            |
| Non Homesite: | 88,234,845  | Total Improvements | (+) | 231,192,80 |

| Non Real           | Count | Value      |                |     |            |
|--------------------|-------|------------|----------------|-----|------------|
| Personal Property: | 360   | 25,560,166 |                |     |            |
| Mineral Property:  | 0     | 0          |                |     |            |
| Autos:             | 0     | 0          | Total Non Real | (+) | 25,560,16  |
|                    |       |            | Market Value   | =   | 333,480,59 |

| Ag                         | Non Exempt | Exempt |   |     |            |
|----------------------------|------------|--------|---|-----|------------|
| Total Productivity Market: | 3,320,071  | 0      |   |     |            |
| Ag Use:                    | 189,889    | 0      | Productivity Loss                                   | (-) | 3,130,18   |
| Timber Use:                | 0          | 0      | Appraised Value                                     | =   | 330,350,41 |
| Productivity Loss:         | 3,130,182  | 0      | Homestead Cap                                       | (-) | 1,987,77   |
|                            |            |        | Assessed Value                                      | =   | 328,362,63 |
|                            |            |        | Total Exemptions Amount<br>(Breakdown on Next Page) | (-) | 21,958,10  |
|                            |            |        | Net Taxable   | =   | 306,404,53 |

| Freeze   | Assessed   | Taxable    | Actual Tax | Ceiling    | Count |                         |     |            |
|----------|------------|------------|------------|------------|-------|-------------------------|-----|------------|
| DP       | 3,730,149  | 3,713,149  | 22,066.31  | 22,115.31  | 38    |                         |     |            |
| OV65     | 26,588,414 | 24,937,106 | 147,302.65 | 151,901.20 | 300   |                         |     |            |
| Total    | 30,318,563 | 28,650,255 | 169,368.96 | 174,016.51 | 338   | Freeze Taxable          | (-) | 28,650,25  |
| Tax Rate | 0.715000   |            |            |            |       |                         |     |            |
|          |            |            |            |            |       | Freeze Adjusted Taxable | =   | 277,754,27 |

APPROXIMATE LEVY = (FREEZE ADJUSTED TAXABLE \* (TAX RATE / 100)) + ACTUAL TAX  
 2,155,312.03 = 277,754,275 \* (0.715000 / 100) + 169,368.96

Tax Increment Finance Value: 0  
 Tax Increment Finance Levy: 0.00

Attachment: tax roll 2020 (3555 : Certification of Tax Roll)



CAMERON County

**2020 CERTIFIED TOTALS**

As of Certificatio

Property Count: 3,246

CLO - CITY OF LOS FRESNOS

Grand Totals

7/18/2020

1:19:14PM

**Exemption Breakdown**

| Exemption        | Count | Local         | State             | Tot              |
|------------------|-------|---------------|-------------------|------------------|
| DP               | 44    | 0             | 0                 |                  |
| DV1              | 11    | 0             | 104,000           | 104,00           |
| DV2              | 7     | 0             | 70,500            | 70,50            |
| DV2S             | 1     | 0             | 7,500             | 7,50             |
| DV3              | 14    | 0             | 146,000           | 146,00           |
| DV4              | 39    | 0             | 372,000           | 372,00           |
| DV4S             | 2     | 0             | 12,000            | 12,00            |
| DVHS             | 31    | 0             | 4,398,738         | 4,398,73         |
| DVHSS            | 1     | 0             | 14,076            | 14,07            |
| EX-XG            | 1     | 0             | 363,600           | 363,60           |
| EX-XV            | 175   | 0             | 16,250,616        | 16,250,61        |
| EX-XV (Prorated) | 4     | 0             | 199,100           | 199,10           |
| EX366            | 21    | 0             | 3,730             | 3,73             |
| OV65             | 373   | 0             | 0                 |                  |
| OV65S            | 4     | 0             | 0                 |                  |
| PPV              | 2     | 16,249        | 0                 | 16,24            |
| <b>Totals</b>    |       | <b>16,249</b> | <b>21,941,860</b> | <b>21,958,10</b> |

Attachment: tax roll 2020 (3555 : Certification of Tax Roll)

CAMERON County

**2020 CERTIFIED TOTALS**

As of Certificati

Property Count: 3,211

CLO - CITY OF LOS FRESNOS

ARB Approved Totals

7/18/2020

1:19:14P

**State Category Breakdown**

| State Code | Description                   | Count | Acres    | New Value   | Market Value  | Taxable Value |
|------------|-------------------------------|-------|----------|-------------|---------------|---------------|
| A          | SINGLE FAMILY RESIDENCE       | 1,977 |          | \$3,474,446 | \$197,654,984 | \$190,713,49  |
| B          | MULTIFAMILY RESIDENCE         | 48    |          | \$435,830   | \$15,199,616  | \$15,199,61   |
| C1         | VACANT LOTS AND LAND TRACTS   | 344   |          | \$0         | \$10,113,543  | \$10,065,54   |
| D1         | QUALIFIED OPEN-SPACE LAND     | 31    | 479.4634 | \$0         | \$3,320,071   | \$189,88      |
| D2         | IMPROVEMENTS ON QUALIFIED OP  | 2     |          | \$0         | \$3,684       | \$3,68        |
| E          | RURAL LAND, NON QUALIFIED OPE | 35    | 155.3986 | \$0         | \$1,288,405   | \$1,288,40    |
| F1         | COMMERCIAL REAL PROPERTY      | 187   |          | \$245,377   | \$52,590,872  | \$52,590,87   |
| J2         | GAS DISTRIBUTION SYSTEM       | 1     |          | \$0         | \$264,810     | \$264,81      |
| J3         | ELECTRIC COMPANY (INCLUDING C | 4     |          | \$0         | \$2,848,720   | \$2,848,72    |
| J4         | TELEPHONE COMPANY (INCLUDI    | 2     |          | \$0         | \$462,766     | \$462,76      |
| J5         | RAILROAD                      | 2     |          | \$0         | \$467,010     | \$467,01      |
| J6         | PIPELAND COMPANY              | 1     |          | \$0         | \$28,200      | \$28,20       |
| J7         | CABLE TELEVISION COMPANY      | 1     |          | \$0         | \$1,120,780   | \$1,120,78    |
| J8         | OTHER TYPE OF UTILITY         | 6     |          | \$0         | \$657,250     | \$657,25      |
| L1         | COMMERCIAL PERSONAL PROPE     | 313   |          | \$3,221     | \$14,257,139  | \$14,257,13   |
| M1         | TANGIBLE OTHER PERSONAL, MOB  | 87    |          | \$20,617    | \$903,251     | \$854,03      |
| O          | RESIDENTIAL INVENTORY         | 2     |          | \$0         | \$146,884     | \$146,88      |
| S          | SPECIAL INVENTORY TAX         | 6     |          | \$0         | \$103,296     | \$103,29      |
| X          | TOTALLY EXEMPT PROPERTY       | 203   |          | \$1,529,104 | \$16,833,295  | \$            |
|            | <b>Totals</b>                 |       | 634.8620 | \$5,708,595 | \$318,264,576 | \$291,262,40  |

Attachment: tax roll 2020 (3555 : Certification of Tax Roll)

CAMERON County

**2020 CERTIFIED TOTALS**

As of Certificati

Property Count: 35

CLO - CITY OF LOS FRESNOS

Under ARB Review Totals

7/18/2020

1:19:14P

**State Category Breakdown**

| State Code    | Description                 | Count | Acres  | New Value | Market Value | Taxable Vali |
|---------------|-----------------------------|-------|--------|-----------|--------------|--------------|
| A             | SINGLE FAMILY RESIDENCE     | 14    |        | \$162,807 | \$3,123,752  | \$3,049,86   |
| B             | MULTIFAMILY RESIDENCE       | 3     |        | \$0       | \$586,074    | \$586,07     |
| C1            | VACANT LOTS AND LAND TRACTS | 8     |        | \$0       | \$571,537    | \$571,53     |
| F1            | COMMERCIAL REAL PROPERTY    | 6     |        | \$98,734  | \$5,528,543  | \$5,528,54   |
| L1            | COMMERCIAL PERSONAL PROPE   | 4     |        | \$0       | \$5,406,112  | \$5,406,11   |
| <b>Totals</b> |                             |       | 0.0000 | \$261,541 | \$15,216,018 | \$15,142,13  |

Attachment: tax roll 2020 (3555 : Certification of Tax Roll)

CAMERON County

**2020 CERTIFIED TOTALS**

As of Certification

Property Count: 3,246

CLO - CITY OF LOS FRESNOS

Grand Totals

7/18/2020

1:19:14PM

**State Category Breakdown**

| State Code | Description                   | Count | Acres    | New Value   | Market Value  | Taxable Value |
|------------|-------------------------------|-------|----------|-------------|---------------|---------------|
| A          | SINGLE FAMILY RESIDENCE       | 1,991 |          | \$3,637,253 | \$200,778,736 | \$193,763,36  |
| B          | MULTIFAMILY RESIDENCE         | 51    |          | \$435,830   | \$15,785,690  | \$15,785,69   |
| C1         | VACANT LOTS AND LAND TRACTS   | 352   |          | \$0         | \$10,685,080  | \$10,637,08   |
| D1         | QUALIFIED OPEN-SPACE LAND     | 31    | 479.4634 | \$0         | \$3,320,071   | \$189,88      |
| D2         | IMPROVEMENTS ON QUALIFIED OP  | 2     |          | \$0         | \$3,684       | \$3,68        |
| E          | RURAL LAND, NON QUALIFIED OPE | 35    | 155.3986 | \$0         | \$1,288,405   | \$1,288,40    |
| F1         | COMMERCIAL REAL PROPERTY      | 193   |          | \$344,111   | \$58,119,415  | \$58,119,41   |
| J2         | GAS DISTRIBUTION SYSTEM       | 1     |          | \$0         | \$264,810     | \$264,81      |
| J3         | ELECTRIC COMPANY (INCLUDING C | 4     |          | \$0         | \$2,848,720   | \$2,848,72    |
| J4         | TELEPHONE COMPANY (INCLUDI    | 2     |          | \$0         | \$462,766     | \$462,76      |
| J5         | RAILROAD                      | 2     |          | \$0         | \$467,010     | \$467,01      |
| J6         | PIPELAND COMPANY              | 1     |          | \$0         | \$28,200      | \$28,20       |
| J7         | CABLE TELEVISION COMPANY      | 1     |          | \$0         | \$1,120,780   | \$1,120,78    |
| J8         | OTHER TYPE OF UTILITY         | 6     |          | \$0         | \$657,250     | \$657,25      |
| L1         | COMMERCIAL PERSONAL PROPE     | 317   |          | \$3,221     | \$19,663,251  | \$19,663,25   |
| M1         | TANGIBLE OTHER PERSONAL, MOB  | 87    |          | \$20,617    | \$903,251     | \$854,03      |
| O          | RESIDENTIAL INVENTORY         | 2     |          | \$0         | \$146,884     | \$146,88      |
| S          | SPECIAL INVENTORY TAX         | 6     |          | \$0         | \$103,296     | \$103,29      |
| X          | TOTALLY EXEMPT PROPERTY       | 203   |          | \$1,529,104 | \$16,833,295  | \$            |
|            | <b>Totals</b>                 |       | 634.8620 | \$5,970,136 | \$333,480,594 | \$306,404,53  |

Attachment: tax roll 2020 (3555 : Certification of Tax Roll)

CAMERON County

**2020 CERTIFIED TOTALS**

As of Certificati

Property Count: 3,211

CLO - CITY OF LOS FRESNOS

ARB Approved Totals

7/18/2020

1:19:14P

**CAD State Category Breakdown**

| State Code | Description                          | Count | Acres           | New Value          | Market Value         | Taxable Value        |
|------------|--------------------------------------|-------|-----------------|--------------------|----------------------|----------------------|
| A          | Single Family Residence              | 1,977 |                 | \$3,474,446        | \$197,584,907        | \$190,643,446        |
| A-C        | HS PROPERTIES ON COMMERCIAL A        | 1     |                 | \$0                | \$12,516             | \$12,516             |
| A1         | Single Family Residence              | 3     |                 | \$0                | \$57,561             | \$57,561             |
| B          | Multifamily Residence                | 48    |                 | \$435,830          | \$15,199,616         | \$15,199,616         |
| C          | Vacant Lots and Land Tracts          | 1     |                 | \$0                | \$12,300             | \$12,300             |
| C1         | Vacant Lots and Land Tracts          | 343   |                 | \$0                | \$10,011,858         | \$9,963,858          |
| C1C        | Vacant Lot/Tract (Commercial)        | 1     |                 | \$0                | \$89,385             | \$89,385             |
| D1         | Qualified Ag Land                    | 31    | 479.4634        | \$0                | \$3,320,071          | \$189,888            |
| D2         | FARM AND RANCH IMPRV ON QUALI        | 2     |                 | \$0                | \$3,684              | \$3,684              |
| E          | RURAL LAND, NON QUALIFIED OPEN       | 33    |                 | \$0                | \$1,185,370          | \$1,185,370          |
| E1         | Rural Land,Non Qual Open Space and F | 3     |                 | \$0                | \$103,035            | \$103,035            |
| F          | Commercial Real Property             | 1     |                 | \$0                | \$193,234            | \$193,234            |
| F1         | Commercial Real Property             | 187   |                 | \$245,377          | \$52,397,638         | \$52,397,638         |
| J2         | Gas Distribution System              | 1     |                 | \$0                | \$264,810            | \$264,810            |
| J3         | Electric Company (Including Co-op)   | 4     |                 | \$0                | \$2,848,720          | \$2,848,720          |
| J4         | Telephone Company (including Co-op)  | 2     |                 | \$0                | \$462,766            | \$462,766            |
| J5         | Railroad                             | 2     |                 | \$0                | \$467,010            | \$467,010            |
| J6         | Pipeline                             | 1     |                 | \$0                | \$28,200             | \$28,200             |
| J7         | Cable Television Company             | 1     |                 | \$0                | \$1,120,780          | \$1,120,780          |
| J8         | Other Type of Utility                | 6     |                 | \$0                | \$657,250            | \$657,250            |
| L1         | Commercial Personal Property         | 241   |                 | \$3,221            | \$11,579,378         | \$11,579,378         |
| L1L        | Personal - Commercial (Leased)       | 74    |                 | \$0                | \$2,677,761          | \$2,677,761          |
| M1         | Mobile Home and Other Tangible Perso | 87    |                 | \$20,617           | \$903,251            | \$854,033            |
| O          | Residential Inventory                | 2     |                 | \$0                | \$146,884            | \$146,884            |
| S          | Dealer's Motor Vehicle Inventory     | 6     |                 | \$0                | \$103,296            | \$103,296            |
| X          | Totally Exempt Property              | 203   |                 | \$1,529,104        | \$16,833,295         | \$0                  |
|            | <b>Totals</b>                        |       | <b>479.4634</b> | <b>\$5,708,595</b> | <b>\$318,264,576</b> | <b>\$291,262,400</b> |

Attachment: tax roll 2020 (3555 : Certification of Tax Roll)

CAMERON County

**2020 CERTIFIED TOTALS**

As of Certificati

Property Count: 35

CLO - CITY OF LOS FRESNOS

Under ARB Review Totals

7/18/2020 1:19:14P

**CAD State Category Breakdown**

| State Code    | Description                    | Count | Acres  | New Value | Market Value | Taxable Vali |
|---------------|--------------------------------|-------|--------|-----------|--------------|--------------|
| A             | Single Family Residence        | 14    |        | \$162,807 | \$3,123,752  | \$3,049,86   |
| B             | Multifamily Residence          | 3     |        | \$0       | \$586,074    | \$586,07     |
| C1            | Vacant Lots and Land Tracts    | 8     |        | \$0       | \$571,537    | \$571,53     |
| F1            | Commercial Real Property       | 6     |        | \$98,734  | \$5,528,543  | \$5,528,54   |
| L1            | Commercial Personal Property   | 1     |        | \$0       | \$5,269,382  | \$5,269,38   |
| L1L           | Personal - Commercial (Leased) | 3     |        | \$0       | \$136,730    | \$136,73     |
| <b>Totals</b> |                                |       | 0.0000 | \$261,541 | \$15,216,018 | \$15,142,13  |

Attachment: tax roll 2020 (3555 : Certification of Tax Roll)

CAMERON County

**2020 CERTIFIED TOTALS**

As of Certificati

Property Count: 3,246

CLO - CITY OF LOS FRESNOS

Grand Totals

7/18/2020 1:19:14P

**CAD State Category Breakdown**

| State Code | Description                           | Count | Acres           | New Value          | Market Value         | Taxable Value       |
|------------|---------------------------------------|-------|-----------------|--------------------|----------------------|---------------------|
| A          | Single Family Residence               | 1,991 |                 | \$3,637,253        | \$200,708,659        | \$193,693,28        |
| A-C        | HS PROPERTIES ON COMMERCIAL A         | 1     |                 | \$0                | \$12,516             | \$12,51             |
| A1         | Single Family Residence               | 3     |                 | \$0                | \$57,561             | \$57,56             |
| B          | Multifamily Residence                 | 51    |                 | \$435,830          | \$15,785,690         | \$15,785,69         |
| C          | Vacant Lots and Land Tracts           | 1     |                 | \$0                | \$12,300             | \$12,30             |
| C1         | Vacant Lots and Land Tracts           | 351   |                 | \$0                | \$10,583,395         | \$10,535,39         |
| C1C        | Vacant Lot/Tract (Commercial)         | 1     |                 | \$0                | \$89,385             | \$89,38             |
| D1         | Qualified Ag Land                     | 31    | 479.4634        | \$0                | \$3,320,071          | \$189,88            |
| D2         | FARM AND RANCH IMPRV ON QUALI         | 2     |                 | \$0                | \$3,684              | \$3,68              |
| E          | RURAL LAND, NON QUALIFIED OPEN        | 33    |                 | \$0                | \$1,185,370          | \$1,185,37          |
| E1         | Rural Land, Non Qual Open Space and F | 3     |                 | \$0                | \$103,035            | \$103,03            |
| F          | Commercial Real Property              | 1     |                 | \$0                | \$193,234            | \$193,23            |
| F1         | Commercial Real Property              | 193   |                 | \$344,111          | \$57,926,181         | \$57,926,18         |
| J2         | Gas Distribution System               | 1     |                 | \$0                | \$264,810            | \$264,81            |
| J3         | Electric Company (Including Co-op)    | 4     |                 | \$0                | \$2,848,720          | \$2,848,72          |
| J4         | Telephone Company (including Co-op)   | 2     |                 | \$0                | \$462,766            | \$462,76            |
| J5         | Railroad                              | 2     |                 | \$0                | \$467,010            | \$467,01            |
| J6         | Pipeline                              | 1     |                 | \$0                | \$28,200             | \$28,20             |
| J7         | Cable Television Company              | 1     |                 | \$0                | \$1,120,780          | \$1,120,78          |
| J8         | Other Type of Utility                 | 6     |                 | \$0                | \$657,250            | \$657,25            |
| L1         | Commercial Personal Property          | 242   |                 | \$3,221            | \$16,848,760         | \$16,848,76         |
| L1L        | Personal - Commercial (Leased)        | 77    |                 | \$0                | \$2,814,491          | \$2,814,49          |
| M1         | Mobile Home and Other Tangible Perso  | 87    |                 | \$20,617           | \$903,251            | \$854,03            |
| O          | Residential Inventory                 | 2     |                 | \$0                | \$146,884            | \$146,88            |
| S          | Dealer's Motor Vehicle Inventory      | 6     |                 | \$0                | \$103,296            | \$103,29            |
| X          | Totally Exempt Property               | 203   |                 | \$1,529,104        | \$16,833,295         | \$                  |
|            | <b>Totals</b>                         |       | <b>479.4634</b> | <b>\$5,970,136</b> | <b>\$333,480,594</b> | <b>\$306,404,53</b> |

\$ 306,404,530

NEW VALUES ( 5,970,136 )

\$300,434,394

2019 VALUES (\$ 287,727,964)

\$ 12,706,430

INC/DEC

5,970,136

31%

12,706,430

69%

18,676,566

Attachment: tax roll 2020 (3555 : Certification of Tax Roll)

CAMERON County

**2020 CERTIFIED TOTALS**

As of Certificati

Property Count: 3,246

CLO - CITY OF LOS FRESNOS

Effective Rate Assumption

7/18/2020

1:19:14P

**New Value**

|                          |             |
|--------------------------|-------------|
| TOTAL NEW VALUE MARKET:  | \$5,970,136 |
| TOTAL NEW VALUE TAXABLE: | \$4,251,670 |

**New Exemptions**

| Exemption                      | Description                                    | Count |                   |           |
|--------------------------------|--|-------|-------------------|-----------|
| EX-XV                          | Other Exemptions (including public property, r | 20    | 2019 Market Value | \$1,437,4 |
| EX366                          | HB366 Exempt                                   | 5     | 2019 Market Value | \$3,0     |
| ABSOLUTE EXEMPTIONS VALUE LOSS |  |       |                   | \$1,440,5 |

| Exemption                     | Description                                 | Count | Exemption Amou |
|-------------------------------|---|-------|----------------|
| DP                            | Disability                                  | 5     |                |
| DV1                           | Disabled Veterans 10% - 29%                 | 1     | \$12,0         |
| DV2                           | Disabled Veterans 30% - 49%                 | 1     | \$12,0         |
| DV4                           | Disabled Veterans 70% - 100%                | 5     | \$60,0         |
| DVHS                          | Disabled Veteran Homestead                  | 3     | \$421,3        |
| DVHSS                         | Disabled Veteran Homestead Surviving Spouse | 1     | \$14,0         |
| OV65                          | Over 65                                     | 12    |                |
| PARTIAL EXEMPTIONS VALUE LOSS |   | 28    | \$519,4        |
| NEW EXEMPTIONS VALUE LOSS     |   |       | \$1,959,9      |

**Increased Exemptions**

| Exemption                       | Description | Count | Increased Exemption Amou |
|---------------------------------|-------------|-------|--------------------------|
| INCREASED EXEMPTIONS VALUE LOSS |             |       |                          |
| TOTAL EXEMPTIONS VALUE LOSS     |             |       | \$1,959,9                |

**New Ag / Timber Exemptions****New Annexations****New Deannexations****Average Homestead Value**

Category A and E

| Count of HS Residences | Average Market | Average HS Exemption | Average Taxab |
|------------------------|----------------|----------------------|---------------|
| 1,142                  | \$110,071      | \$1,741              | \$108,33      |
| Category A Only        |                |                      |               |

| Count of HS Residences | Average Market | Average HS Exemption | Average Taxab |
|------------------------|----------------|----------------------|---------------|
| 1,138                  | \$110,291      | \$1,747              | \$108,54      |

Attachment: tax roll 2020 (3555 : Certification of Tax Roll)



CAMERON County

**2020 CERTIFIED TOTALS**

As of Certification

CLO - CITY OF LOS FRESNOS

Lower Value Used

| Count of Protested Properties | Total Market Value | Total Value Used |
|-------------------------------|--------------------|------------------|
| 35                            | \$15,216,018.00    | \$12,083,107     |

Attachment: tax roll 2020 (3555 : Certification of Tax Roll)

| Year             | 2019                | 2020                |                      |
|------------------|---------------------|---------------------|----------------------|
| Entity           | CITY OF LOS FRESNOS | CITY OF LOS FRESNOS | CLO                  |
| Description      | CITY OF LOS FRESNOS | CITY OF LOS FRESNOS | Value Diff % Diff    |
| Properties       | 3,224               | 3,246               | 22 0.68%             |
| Land Value       | 75,874,492          | 76,727,624          | 853,132 1.12%        |
| Imp Value        | 211,675,891         | 231,192,804         | 19,516,913 9.22%     |
| Personal         | 24,826,245          | 25,560,166          | 733,921 2.96%        |
| Mineral          | 0                   | 0                   | 0 0.00%              |
| Market           | 312,376,628         | 333,480,594         | 21,103,966 6.76%     |
| Ag Loss          | 3,204,303           | 3,130,182           | (74,121) (2.31%)     |
| Cap Loss         | 3,878,082           | 1,987,773           | (1,890,309) (48.74%) |
| Assessed         | 305,294,243         | 328,362,639         | 23,068,396 7.56%     |
| Total Exemptions | 19,118,080          | 21,958,109          | 2,840,029 14.86%     |
| Taxable Value    | 286,176,163         | 306,404,530         | 20,228,367 7.07%     |
| Tax Rate         | 0.715               | 0.715               | 0 0.00%              |
| Run Date         | 07/21/2020          | 07/18/2020          |                      |
| Supplement No.   | 36                  | 0                   |                      |

**City Council**  
520 E Ocean Blvd.  
Los Fresnos, TX 78566

Meeting: 08/11/20 06:00 PM  
Department: City Secretary  
Category: Tax Rate  
Prepared By: Jacqueline Moya  
Initiator: Jacqueline Moya  
Sponsors:

**SCHEDULED****ACTION ITEM (ID # 3556)**

DOC ID: 3556 A

---

**Consideration and ACTION to acknowledge the calculations of the City's no-new-revenue and voter-approval tax rate for tax year 2020 and for fiscal year 2020/2021.**

The no-new-revenue tax rate would impose the same total taxes as last year if you compare properties taxed in both years. The no-new-revenue tax rate is \$0.680752 per \$100 valuation. This means that to get the same revenue as last year, the tax rate would be \$0.680752 per \$100 valuation instead of our actual rate of \$0.715 per \$100 valuation. This brings an increase in revenue of \$75,313.49.

The voter-approved tax rate is the highest tax rate the City can adopt without holding an election. The voter-approved tax rate is \$0.731151 per \$100 valuation.

I recommend approval.

### 2020 Property Tax Rates in CITY OF LOS FRESNOS

This notice concerns the 2020 property tax rates for CITY OF LOS FRESNOS. It presents information about three tax rates. Last year's tax rate is the actual tax rate the taxing unit used to determine property taxes last year. This year's *no-new-revenue* tax rate would impose the same total taxes as last year if you compare properties taxed in both years. This year's *voter-approval* tax rate is the highest tax rate the taxing unit can set holding an election. In each case these rates are found by dividing the total amount of taxes by the tax base (the total value of taxable property) with adjustments as required by state law. The rates are given per \$100 of property value.

#### Last year's tax rate:

|                             |                  |
|-----------------------------|------------------|
| Last year's operating taxes | \$1,375,533      |
| Last year's debt taxes      | \$531,518        |
| Last year's total taxes     | \$1,906,852      |
| Last year's tax base        | \$280,729,045    |
| Last year's total tax rate  | \$0.715000/\$100 |

#### This year's no-new-revenue tax rate:

|  |                  |
|--|------------------|
| Last year's adjusted taxes<br>(after subtracting taxes on lost property)     | \$1,578,520      |
| ÷ This year's adjusted tax base<br>(after subtracting value of new property) | \$231,878,599    |
| =This year's no-new-revenue tax rate   | \$0.680753/\$100 |

(This is the maximum rate the City can propose unless it publishes a notice and holds a public hearing)

#### This year's voter-approval tax rate:

|  |                  |
|--|------------------|
| Last year's adjusted operating taxes<br>(after subtracting taxes on lost property and adjusting for any transferred function, tax increment financing, state criminal justice mandate, and/or enhanced indigent healthcare expenditures) | \$2,292,143      |
| ÷ This year's adjusted tax base  | \$231,878,599    |
| =This year's voter-approval operating tax rate:  | \$0.988510/\$100 |
| x 1.035 or 1.08=this year's maximum operating rate   | \$1.023107/\$100 |
| + This year's debt rate  | \$0.242834/\$100 |
| + This year's unused increment rate, if applicable:  | \$0.000000/\$100 |
| = This year's total voter-approval tax rate:   | \$0.731151/\$100 |

(This is the maximum rate the City can adopt without an election for voter approval)

#### Schedule A - Unencumbered Fund Balance

The following estimated balances will be left in the unit's property tax accounts at the end of the fiscal year. These balances are not encumbered by a corresponding debt obligation.

| Type of Property Tax Fund       | Balance   |
|---------------------------------|-----------|
| General Fund Unencumbered funds | 1,534,267 |

#### Schedule B – 2020 Debt Service

The unit plans to pay the following amounts for long-term debts that are secured by property taxes. These amounts will be paid from property tax revenues (or additional sales tax revenues, if applicable).

| Description of Debt  | Principal or Contract<br>Payment to be Paid from<br>Property Taxes | Interest to be<br>Paid from<br>Property Taxes | Other Amounts to<br>be Paid | Total Payment |
|----------------------|--|---|-----------------------------|---------------|
| Series 2005 Comb Tax | 125,000  | 23,310  | 0                           | 148,310       |
| Series 2014 Comb Tax | 135,000  | 105,931                                       | 0                           | 240,931       |
| Series 2017 Comb Tax | 160,000  | 128,510                                       | 0                           | 288,510       |
| Series 2018 Comb Tax | 140,000  | 19,338  | 0                           | 159,338       |

|  |           |
|--|-----------|
| Total required for 2020 debt service   | \$837,089 |
| - Amount (if any) paid from Schedule A   | \$0       |
| - Amount (if any) paid from other resources  | \$259,670 |
| - Excess collections last year   | \$0       |
| = Total to be paid from taxes in 2020  | \$577,419 |
| + Amount added in anticipation that the unit will<br>collect only 100.00% of its taxes in 2020 | \$0       |

= Total debt levy \$577,419

**Schedule C - Expected Revenue from Additional Sales Tax**

In calculating its no-new-revenue tax and voter-approval, the unit estimated that it will receive \$1,262,801 in additional sales and use tax revenues.

This notice contains a summary of actual no-new-revenue and voter-approval k tax rates' calculations. You can inspect a copy of the full calculations at 835 E Levee (1<sup>st</sup> Floor) BROWNSVILLE TX 78520.

Name of person preparing this notice: Pablo A. Garza

Title: Director of Finance

Date Prepared: 07/31/2020

Attachment: 2020 property tax rates (3556 : No-New-Revenue and Voter Approval Tax Rate)

# NOTICE OF 2020 TAX YEAR PROPOSED PROPERTY TAX RATE FOR CITY OF LOS FRESNOS

A tax rate of \$0.715000 per \$100 valuation has been proposed for adoption by the governing body of CITY OF LOS FRESNOS. This rate exceeds the lower of the no-new-revenue tax or voter approval tax rate, and state law requires one public hearing be held by the governing body before adopting the proposed tax rate.

The governing body of CITY OF LOS FRESNOS proposes to use revenue attributable to the tax rate increase for the purpose of covering the City operations.

|                           |                      |
|---------------------------|----------------------|
| PROPOSED TAX RATE         | \$0.715000 per \$100 |
| PRECEDING YEAR'S TAX RATE | \$0.715000 per \$100 |
| NO-NEW-REVENUE TAX RATE   | \$0.680752 per \$100 |
| VOTER APPROVAL            | \$0.731151 per \$100 |

The no-new-revenue tax rate is the total tax rate needed to raise the same amount of property tax revenue as CITY OF LOS FRESNOS from the same properties in both the 2019 tax year and the 2020 tax year.

The voter approval rate is the highest tax rate that CITY OF LOS FRESNOS may adopt before holding an election.

YOUR TAXES OWED UNDER ANY OF THE ABOVE RATES CAN BE CALCULATED AS  
FOLLOWS:

$$\text{property tax amount} = (\text{rate}) \times (\text{taxable value of your property}) / 100$$

For assistance or detailed information about tax calculations, please contact:

Tony Yzaguirre Jr  
Cameron County Tax Assessor Collector  
835 E Levy (1st Flr); Brownsville TX 78520  
(956) 544-0800  
assessor\_collector@co.cameron.tx.us  
www.citylf.us

You are urged to attend and express your views at the following public hearings on the proposed tax rate:

Public Hearing: At 520 E. Ocean Blvd, Los Fresnos on Tuesday August 18, 2020 at 6:00 p.m.

Attachment: 2020 property tax rates (3556 : No-New-Revenue and Voter Approval Tax Rate)

# Taxing Units Other Than School Districts or Water Districts

## 2020 Tax Rate Calculation Worksheet

Date: 07/31/2020 08:15 AM

2020 CITY OF LOS FRESNOS

(956) 233-5768

Taxing Unit Name

Phone (area code and number)

520 E OCEAN BLVD, LOS FRESNOS, TX, 78566

WWW.CITYOFLOS FRESNOS.

Taxing Unit Address, City, State, ZIP Code

Taxing Unit's Website Address

**GENERAL INFORMATION:** Tax Code Section 26.04(c) requires an officer or employee designated by the governing body to calculate the no-new-revenue (NNR) tax rate and voter-approval tax rate for the taxing unit. These tax rates are expressed in dollars per \$100 of taxable value calculated. The calculation process starts after the chief appraiser delivers to the taxing unit the certified appraisal roll and the estimated values of properties under protest. The designated officer or employee shall certify that the officer or employee has accurately calculated the tax rates and used values shown for the certified appraisal roll or certified estimate. The officer or employee submits the rates to the governing body by Aug. 7 or as soon thereafter as practicable.

School districts do not use this form, but instead use Comptroller Form 50-859 *Tax Rate Calculation Worksheet for School Districts*.

Water districts as defined under Water Code Section 49.001(1) should use Comptroller Form 50-858 *Water District Rollback Tax Rate Worksheet*. All other taxing units should use Comptroller Form 50-856 *Tax Rate Calculation, Taxing Units Other Than School Districts*.

The Comptroller's office provides this worksheet to assist taxing units in determining tax rates. The information provided in this worksheet is offered as technical assistance and not legal advice. Taxing units should consult legal counsel for interpretations of law regarding tax rate preparation and adoption.

### STEP 1: No-New-Revenue Tax Rate

The NNR tax rate enables the public to evaluate the relationship between taxes for the prior year and for the current year based on a tax rate that would produce the same amount of taxes (no new taxes) if applied to the same properties that are taxed in both years.

The NNR tax rate for a county is the sum of the NNR tax rates calculated for each type of tax the county levies.

While uncommon, it is possible for a taxing unit to provide an exemption for only maintenance and operation taxes. In this case, the taxing unit will need to calculate the NNR tax rate separately for the maintenance and operations tax and the debt tax, then add the two components together.

| Line | No-New-Revenue Rate Activity  | Amount/Rate  |
|------|---|--------------|
| 1.   | <b>2019 total taxable value.</b> Enter the amount of 2019 taxable value on the 2019 tax roll today. Include any adjustments since last year's certification; exclude Tax Code Section 25.25(d) one-fourth and one-third over-appraisal corrections from these adjustments. Exclude any property value subject to an appeal under Chapter 42 as of July 25 (will add undisputed value in Line 6). This total includes the taxable value of homesteads with tax ceilings (will deduct in Line 2) and the captured value for tax increment financing (will deduct taxes in Line 17). | \$286,176.16 |
| 2.   | <b>2019 tax ceilings.</b> Counties, cities and junior college districts. Enter 2019 total taxable value of homesteads with tax ceilings. These include the homesteads of homeowners age 65 or older or disabled. Other taxing units enter 0. If your taxing unit adopted the tax ceiling provision in 2019 or a prior year for homeowners age 65 or older or disabled, use this step  | \$28,393.32  |
| 3.   | <b>Preliminary 2019 adjusted taxable value.</b> Subtract Line 2 from Line 1.  | \$257,782.83 |
| 4.   | <b>2019 total adopted tax rate</b>  | \$.71500     |
| 5.   | <b>2019 taxable value lost because court appeals of ARB decisions reduced 2019 appraised value:</b>   |              |
|      | A. Original 2019 ARB values:  | \$5,913,817  |
|      | B. 2019 values resulting from final court decisions:  | \$5,500,000  |
|      | C. 2019 value loss. Subtract B from A.[3]   | \$413,817    |
| 6.   | <b>2019 taxable value subject to appear under Chapter 42, as of July 25.</b>  |              |
|      | A. 2019 ARB certified value   |              |



| Line | No-New-Revenue Rate Activity   | Amount/Rate   |
|------|--|---------------|
|      |  | 0             |
|      | <b>B. 2019 disputed value:</b>   | 0             |
|      | <b>C. 2019 undisputed value</b> Subtract B from A  |               |
| 7.   | <b>2019 Chapter 42-related adjusted values.</b> Add Line 5 and 6   | 413,8         |
| 8.   | <b>2019 taxable value, adjusted for court-ordered reductions.</b> Add Line 3 and Line 7  | \$258,196,6   |
| 9.   | <b>2019 taxable value of property in territory the taxing unit deannexed after Jan. 1, 2019.</b> Enter the 2019 value of property in deannexed territory.[4]   |               |
| 10.  | <b>2019 taxable value lost because property first qualified for an exemption in 2020.</b> If the taxing unit increased an original exemption, use the difference between the original exempted amount and the increased exempted amount. Do not include value lost due to freeport, goods-in-transit, temporary disaster exemptions. Note that lowering the amount or percentage of an existing exemption in 2020 does not create a new exemption or reduce taxable value. |               |
|      | <b>A. Absolute exemptions.</b> Use 2019 market value:  | \$1,440,555   |
|      | <b>B. Partial exemptions.</b> 2020 exemption amount or 2020 percentage exemption times 2019 value:   | \$519,403     |
|      | <b>C. Value loss.</b> Add A and B.   | \$1,959,95    |
| 11.  | <b>2019 taxable value lost because property first qualified for agricultural appraisal (1-d or 1-d-1), timber appraisal, recreational/scenic appraisal or public access airport special appraisal in 2020.</b> Use only properties that qualified in 2020 for the first time; do not use properties that qualified in 2019.  |               |
|      | <b>A. Use 2019 market value:</b>   | \$0           |
|      | <b>B. 2020 productivity or special appraised value:</b>  | \$0           |
|      | <b>C. Value loss.</b> Subtract B from A.   | \$            |
| 12.  | <b>Total adjustments for lost value.</b> Add Lines 9, 10C and 11C.   | \$1,959,95    |
| 13.  | <b>Adjusted 2019 taxable value.</b> Subtract Line 12 from Line 8   | \$256,236,69  |
| 14.  | <b>Adjusted 2019 taxes.</b> Multiply Line 4 by Line 13 and divide by \$100   | \$1,832,09    |
| 15.  | <b>Taxes refunded for years preceding tax year 2019.</b> Enter the amount of taxes refunded by the district for tax years preceding tax year 2019. Types of refunds include court decisions, Tax Code Section 25.25(b) and (c) corrections and Tax Code Section 31.11 payment errors. Do not include refunds for tax year 2019. This line applies only to tax years preceding tax year 2019. [8]   | \$49          |
| 16.  | <b>Taxes in tax increment financing (TIF) for tax year 2019</b> Enter the amount of taxes paid into the tax increment fund for a reinvestment zone as agreed by the taxing unit. If the taxing unit has no 2020 captured appraised value in Line 18D, enter 0.[9]  | \$254,06      |
| 17.  | <b>Adjusted 2019 levy with refunds and TIF adjustment.</b> Add Lines 14, and 15, subtract Line 16.   | \$1,578,52    |
| 18.  | <b>Total 2020 taxable value on the 2020 certified appraisal roll today.</b> This value includes only certified values or certified estimate of values and includes the total taxable value of homesteads with tax ceilings (will deduct in Line 20). These homesteads include homeowners age 65 or older or disabled.[11]  |               |
|      | <b>A. Certified values</b>   | \$291,262,400 |
|      | <b>B. Counties</b> Include railroad rolling stock values certified by the Comptroller's office   | \$0           |
|      | <b>C. Pollution control and energy storage system exemption</b> Deduct the value of property exempted for the current tax year for the first time as pollution control or energy storage system property   | \$0           |
|      | <b>D. Tax increment financing</b> Deduct the 2020 captured appraised value of property taxable by a taxing unit in a tax increment financing zone for which the 2020 taxes will be deposited into the tax increment fund. Do not include any new property value that will be included in Line 23 below.[12]  | \$38,645,139  |

Attachment: 2020 property tax rates (3556 : No-New-Revenue and Voter Approval Tax Rate)



| Line | No-New-Revenue Rate Activity  | Amount/Rate      |
|------|---|------------------|
|      | <b>E. Total 2020 value</b> Add A and B, then subtract C and D   | \$252,617,26     |
| 19.  | <b>Total value of properties under protest or not included on certified appraisal roll. [13]</b>  |                  |
|      | <b>A. 2020 taxable value of properties under protest</b> The chief appraiser certifies a list of properties still under ARB protest. The list shows the appraisal district's value and the taxpayer's claimed value, if any, or an estimate of the value if the taxpayer wins. For each of the properties under protest, use the lowest of these values. Enter the total value under protest [14]   | \$12,083,107     |
|      | <b>B. 2020 value of properties not under protest or included on certified appraisal roll.</b> The chief appraiser gives taxing units a list of those taxable properties that the chief appraiser knows about but are not included in the appraisal roll certification. These properties also are not on the list of properties that are still under protest. On this list of properties, the chief appraiser includes the market value, appraised value and exemptions for the preceding year and a reasonable estimate of the market value, appraised value and exemptions for the current year. Use the lower market, appraised or taxable value (as appropriate). Enter the total value of property not on the certified roll.[15] | \$0              |
|      | <b>C. Total value under protest or not certified.</b> Add A and B.  | \$12,083,107     |
| 20.  | <b>2020 tax ceilings.</b> Counties, cities and junior colleges enter 2020 total taxable value of homesteads with tax ceilings. These include the homesteads of homeowners age 65 or older or disabled. Other taxing units enter 0. If your taxing unit adopted the tax ceiling provision in 2019 or a prior year for homeowners age 65 or older or disabled, use this step.   | \$28,570,091     |
| 21.  | <b>2020 total taxable value.</b> Add Lines 18E and 19C. Subtract Line 20C.  | \$236,130,269    |
| 22.  | <b>Total 2020 taxable value of properties in territory annexed after Jan. 1, 2019.</b> Include both real and personal property. Enter the 2020 value of property in territory annexed. [18]   | \$0              |
| 23.  | <b>Total 2020 taxable value of new improvements and new personal property located in new improvements.</b> New means the item was not on the appraisal roll in 2019. An improvement is a building, structure, fixture or fence erected on or affixed to land. New additions to existing improvements may be included if the appraised value can be determined. New personal property in a new improvement must have been brought into the taxing unit after Jan. 1, 2019 and be located in a new improvement. New improvements do include property on which a tax abatement agreement has expired for 2020. [19]  | \$4,251,670      |
| 24.  | <b>Total adjustments to the 2020 taxable value.</b> Add Lines 22 and 23.  | \$4,251,670      |
| 25.  | <b>Adjusted 2020 taxable value.</b> Subtract Line 24 from Line 21.  | \$231,878,599    |
| 26.  | <b>2020 NNR tax rate.</b> Divide Line 17 by Line 25 and multiply by \$100.  | \$.680752 /\$100 |
| 27.  | <b>COUNTIES ONLY.</b> Add together the NNR tax rates for each type of tax the county levies. The total is the 2020 county NNR tax rate  |                  |

[1]Tex. Tax Code Section

[2]Tex. Tax Code Section

[3]Tex. Tax Code Section

[4]Tex. Tax Code Section

[5]Tex. Tax Code Section

[6]Tex. Tax Code Section

[7]Tex. Tax Code Section

[8]Tex. Tax Code Section

[9]Tex. Tax Code Section

[10]Tex. Tax Code Section

[11]Tex. Tax Code Section

[12]Tex. Tax Code Section

[13]Tex. Tax Code Section

[14]Tex. Tax Code Section

[15]Tex. Tax Code Section

[16]Tex. Tax Code Section

[17]Tex. Tax Code Section

[18]Tex. Tax Code Section

[19]Tex. Tax Code Section

[20]Tex. Tax Code Section

[21]Tex. Tax Code Section

Attachment: 2020 property tax rates (3556 : No-New-Revenue and Voter Approval Tax Rate)

## STEP 2: Voter-Approval Tax Rate

The voter-approval tax rate is the highest tax rate that a taxing unit may adopt without holding an election to seek voter approval of the rate. The voter-approval tax rate is split into two separate rates:

**1. Maintenance and Operations (M&O) Tax Rate:** The M&O portion is the tax rate that is needed to raise the same amount of taxes that the taxing unit levied in the prior year plus the applicable percentage allowed by law. This rate accounts for such things as salaries, utilities and day-to-day operations.

**2. Debt Rate:** The debt rate includes the debt service necessary to pay the taxing unit's debt payments in the coming year. This rate accounts for principal and interest on bonds and other debt secured by property tax revenue.

The voter-approval tax rate for a county is the sum of the voter-approval tax rates calculated for each type of tax the county levies. In most cases the voter-approval tax rate exceeds the no-new-revenue tax rate, but occasionally decreases in a taxing unit's debt service will cause the NNR tax rate to be higher than the voter-approval tax rate.

| Line | Voter Approval Tax Rate Activity   | Amount/Rate |
|------|--|-------------|
| 28.  | <b>2019 M&amp;O tax rate.</b> Enter the 2019 M&O tax rate.   | \$51570     |
| 29.  | <b>2019 taxable value, adjusted for actual and potential court-ordered adjustments.</b> Enter the amount in Line 8 of the No-New-Revenue Tax Rate Worksheet.   | 258,196,65  |
| 30.  | <b>Total 2019 M&amp;O levy.</b> Multiply Line 28 by Line 29 and divide by \$100  | 1,331,52    |
| 31.  | <b>Adjusted 2019 levy for calculating NNR M&amp;O rate.</b> Add Line 31E to Line 30.   | 2,292,14    |
|      | <b>A. 2019 sales tax specifically to reduce property taxes.</b> For cities, counties and hospital districts, enter the amount of additional sales tax collected and spent on M&O expenses in 2019, if any. Other taxing units, enter 0. Counties must exclude any amount that was spent for economic development grants from the amount of sales tax spent   | 1,214,300   |
|      | <b>B. M&amp;O taxes refunded for years preceding tax year 2019.</b> Enter the amount of M&O taxes refunded in the preceding year for taxes before that year. Types of refunds include court decisions, Tax Code Section 25.25(b) and (c) corrections and Tax Code Section 31.11 payment errors. Do not include refunds for tax year 2019. This line applies only to tax years preceding tax year 2019  | 385         |
|      | <b>C. 2019 taxes in TIF:</b> Enter the amount of taxes paid into the tax increment fund for a reinvestment zone as agreed by the taxing unit. If the taxing unit has no 2020 captured appraised value in Line 18D, enter 0   | 254,062     |
|      | <b>D. 2019 transferred function:</b> If discontinuing all of a department, function or activity and transferring it to another taxing unit by written contract, enter the amount spent by the taxing unit discontinuing the function in the 12 months preceding the month of this calculation. If the taxing unit did not operate this function for this 12-month period, use the amount spent in the last full fiscal year in which the taxing unit operated the function. The taxing unit discontinuing the function will subtract this amount in E below. The taxing unit receiving the function will add this amount in E below. Other taxing units enter 0. | 0           |
|      | <b>E. 2019 M&amp;O levy adjustments.</b> Add A and B, then subtract C. For taxing unit with D, subtract if discontinuing function and add if receiving function  | 960,62      |
| 32.  | <b>Adjusted 2020 taxable value.</b> Enter the amount in Line 25 of the No-New-Revenue Tax Rate Worksheet.  | 231,878,59  |
| 33.  | <b>2020 NNR M&amp;O rate (unadjusted)</b> Divide Line 31 by Line 32 and multiply by \$100.   | 0.98851     |
| 34.  | <b>Rate adjustment for state criminal justice mandate.</b> Enter the rate calculated in C. If not applicable, enter 0.   | 0.00000     |
|      | <b>A. 2020 state criminal justice mandate.</b> Enter the amount spent by a county in the previous 12 months providing for the maintenance and operation cost of keeping inmates in county-paid facilities after they have been sentenced. Do not include any state reimbursement received by the county for the same purpose.  | 0           |
|      | <b>B. 2019 state criminal justice mandate</b> Enter the amount spent by a county in the 12 months prior to the previous 12 months providing for the maintenance and operation cost of keeping inmates in county-paid facilities after they have been sentenced. Do not include any state reimbursement received by the county for the same purpose. Enter zero if this is the first time the mandate applies   | 0           |

Attachment: 2020 property tax rates (3556 : No-New-Revenue and Voter Approval Tax Rate)

| Line | Voter Approval Tax Rate Activity   | Amount/R |
|------|--|----------|
|      | C. Subtract B from A and divide by Line 32 and multiply by \$100   | 0.000000 |
| 35.  | <b>Rate adjustment for indigent health care expenditures</b> Enter the rate calculated in C. If not applicable, enter 0  | 0.0000   |
|      | A. <b>2020 indigent health care expenditures</b> Enter the amount paid by a taxing unit providing for the maintenance and operation cost of providing indigent health care for the period beginning on July 1, 2019 and ending on June 30, 2020, less any state assistance received for the same purpose   | 0        |
|      | B. <b>2019 indigent health care expenditures</b> Enter the amount paid by a taxing unit providing for the maintenance and operation cost of providing indigent health care for the period beginning on July 1, 2018 and ending on June 30, 2019, less any state assistance received for the same purpose   | 0        |
|      | C. Subtract B from A and divide by Line 32 and multiply by \$100   | 0.000000 |
| 36.  | <b>Rate adjustment for county indigent defense compensation</b> Enter the lessor of C and D. If not applicable, enter 0  | 0.000000 |
|      | A. <b>2020 indigent defense compensation expenditures</b> Enter the amount paid by a county to provide appointed counsel for indigent individuals for the period beginning on July 1, 2019 and ending on June 30, 2020, less any state grants received by the county for the same purpose  | 0        |
|      | B. <b>2019 indigent defense compensation expenditures</b> Enter the amount paid by a county to provide appointed counsel for indigent individuals for the period beginning on July 1, 2018 and ending on June 30, 2019, less any state grants received by the county for the same purpose  | 0        |
|      | C. Subtract B from A and divide by Line 32 and multiply by \$100   | 0.000000 |
|      | D. Multiply B by 0.05 and divide by Line 32 and multiply by \$100  | 0.000000 |
| 37.  | <b>Rate adjustment for county hospital expenditures.</b> Enter the lessor of C and D, if applicable. If not applicable, enter 0.   |          |
|      | A. <b>2020 eligible county hospital expenditures</b> Enter the amount paid by the county or municipality to maintain and operate an eligible county hospital for the period beginning on July 1, 2019 and ending on June 30, 2020  | 0        |
|      | B. <b>2019 eligible county hospital expenditures</b> Enter the amount paid by the county or municipality to maintain and operate an eligible county hospital for the period beginning on July 1, 2018 and ending on June 30, 2019  | 0        |
|      | C. Subtract B from A and divide by Line 32 and multiply by \$100   | 0.000000 |
|      | D. Multiply B by 0.08 and divide by Line 32 and multiply by \$100  | 0.000000 |
| 38.  | <b>Adjusted 2020 NNR M&amp;O rate.</b> Add Lines 33, 34, 35, 36, and 37  | 0.988511 |
| 39.  | <b>2020 voter-approval M&amp;O rate.</b> Enter the rate as calculated by the appropriate scenario below.<br><b>Special Taxing Unit</b> If the taxing unit qualifies as a special taxing unit, multiply Line 38 by 1.08<br>-or-<br><b>Other Taxing Unit</b> If the taxing unit does not qualify as a special taxing unit, multiply Line 38 by 1.035.<br>-or-<br><b>Taxing unit affected by disaster declaration</b> If the taxing unit is located in an area declared as disaster area, the governing body may direct the person calculating the voter-approval rate to calculate in the manner provided for a special taxing unit. The taxing unit shall continue to calculate the voter-approval rate in this manner until the earlier of 1) the second year in which total taxable value on the certified appraisal roll exceeds the total taxable value of the tax year in which the disaster occurred, and 2) the third tax year after the tax year in which the disaster occurred. If the taxing unit qualifies under this scenario, multiply Line 38 by 1.08. [27] | 1.02310  |
| 40.  | <b>Total 2020 debt to be paid with property taxes and additional sales tax revenue.</b> Debt means the interest and principal that will be paid on debts that:<br>(1) are paid by property taxes,<br>(2) are secured by property taxes,<br>(3) are scheduled for payment over a period longer than one year, and<br>(4) are not classified in the taxing unit's budget as M&O expenses.  |          |

Attachment: 2020 property tax rates (3556 : No-New-Revenue and Voter Approval Tax Rate)



| Line | Voter Approval Tax Rate Activity   | Amount/R   |
|------|--|------------|
|      | <b>A. Debt</b> also includes contractual payments to other taxing units that have incurred debts on behalf of this taxing unit, if those debts meet the four conditions above. Include only amounts that will be paid from property tax revenue. Do not include appraisal district budget payments.<br>Enter debt amount                                     | 837,089    |
|      | <b>B. Subtract unencumbered fund amount</b> used to reduce total debt.   | 0          |
|      | <b>C. Subtract certified amount spent from sales tax to reduce debt</b> (enter zero if none)   | 0          |
|      | <b>D. Subtract amount paid</b> from other resource   | 259,670    |
|      | <b>E. Adjusted debt</b> Subtract B, C and D from A   | 577,41     |
| 41.  | <b>Certified 2019 excess debt collections</b> Enter the amount certified by the collector.   |            |
| 42.  | <b>Adjusted 2020 debt</b> Subtract Line 41 from Line 40E   | 577,41     |
| 43.  | <b>2020 anticipated collection rate.</b> . If the anticipated collection rate in A is lower than actual collection rates in B, C and D, enter the lowest collection rate from B, C and D. If the anticipated rate in A is higher than at least one of the rates in the prior three years, enter the rate from A. Note that the rate can be greater than 100% | 100.7      |
|      | <b>A. Enter the 2020 anticipated collection rate</b> certified by the collector  | 100.70     |
|      | <b>B. Enter the 2019 actual collection rate</b>  | 104.30     |
|      | <b>C. Enter the 2018 actual collection rate</b>  | 100.70     |
|      | <b>D. Enter the 2017 actual collection rate</b>  | 103.00     |
| 44.  | <b>2020 debt adjusted for collections.</b> Divide Line 42 by Line 43.  | 573,40     |
| 45.  | <b>2020 total taxable value.</b> Enter the amount on Line 21 of the No-New-Revenue Tax Rate Worksheet.   | 236,130,26 |
| 46.  | <b>2020 debt rate</b> Divide Line 44 by Line 45 and multiply by \$100.   | 0.24283    |
| 47.  | <b>2020 voter-approval tax rate</b>  | 1.26594    |
| 48.  | <b>COUNTIES ONLY</b>   |            |

### STEP 3 NNR Tax Rate and Voter-Approval Tax Rate Adjustments for Additional Sales Tax to Reduce Property Taxes

Cities, counties and hospital districts may levy a sales tax specifically to reduce property taxes. Local voters by election must approve imposing or abolishing the additional sales tax. If approved, the taxing unit must reduce its NNR and voter-approval tax rates to offset the expected sales tax revenue.

This section should only be completed by a county, city or hospital district that is required to adjust its NNR tax rate and/or voter-approval tax rate because it adopted the additional sales tax.

| Line | Additional Sales and Use Tax Worksheet  | Amount/Ra  |
|------|---|------------|
| 49.  | <b>Taxable sales.</b> For taxing units that adopted the sales tax in November 2019 or May 2020, enter the Comptroller's estimate of taxable sales for the previous four quarters. Estimates of taxable sales may be obtained through the Comptroller's Allocation Historical Summary webpage. Taxing units that adopted the sales tax before November 2019, skip this line.   |            |
| 50.  | <b>Estimated sales tax revenue.</b> Counties exclude any amount that is or will be spent for economic development grants from the amount of estimated sales tax revenue.<br><b>Taxing units that adopted the sales tax in November 2019 or in May 2020.</b> Multiply the amount on Line 49 by the sales tax rate (.01, .005 or .0025, as applicable) and multiply the result by .95[3] -or-<br><b>Taxing units that adopted the sales tax before November 2019.</b> Enter the sales tax revenue for the previous four quarters. Do not multiply by .95. | 1,262,80   |
| 51.  | <b>2020 total taxable value.</b> Enter the amount from Line 21 of the <i>No-New-Revenue Tax Rate Worksheet</i> .  | 236,130,26 |
| 52.  | <b>Sales tax adjustment rate.</b> Divide Line 50 by Line 51 and multiply by \$100.  | 0.53479    |
| 53.  | <b>2020 NNR tax rate, unadjusted for sales tax.[35]</b> Enter the rate from Line 26 or 27, as applicable, on the <i>No-New-Revenue Tax Rate Worksheet</i> .   | \$.68075   |
| 54.  | <b>2020 NNR tax rate, adjusted for sales tax.</b><br>Subtract Line 52 from Line 53.   | \$.68075   |
| 55.  | <b>2020 voter-approval tax rate, unadjusted for sales tax.[36]</b> Enter the rate from  |            |

| Line   | Additional Sales and Use Tax Worksheet   | Amount/Rate |
|--|--|-------------|
|  | Line 47 or Line 48 as applicable, of the <i>Voter-Approval Tax Rate Worksheet</i>              |             |
| 56.  | <b>2020 voter-approval tax rate, adjusted for sales tax.</b><br>Subtract Line 52 from Line 55. | 0.7311      |
| [37]Tex. Tax Code Section      [38]Tex. Tax Code Section |  |             |

#### STEP 4: Additional Rollback Protection for Pollution Control

A taxing unit may raise its rate for M&O funds used to pay for a facility, device or method for the control of air, water or land pollution. This includes any land, structure, building, installation, excavation, machinery, equipment or device that is used, constructed, acquired or installed wholly or partly to meet or exceed pollution control requirements. The taxing unit's expenses are those necessary to meet the requirements of a permit issued by the Texas Commission on Environmental Quality (TCEQ). The taxing unit must provide the tax assessor with a copy of the TCEQ letter of determination that states the portion of the cost of the installation for pollution control.

This section should only be completed by a taxing unit that uses M&O funds to pay for a facility, device or method for the control of air, water or land pollution.

| Line   | Activity  | Amount/Rate  |
|--|---|--------------|
| 57.  | <b>Certified expenses from the Texas Commission on Environmental Quality (TCEQ).</b> [6] Enter the amount certified in the determination letter from TCEQ. The taxing unit shall provide its tax assessor collector with a copy of the letter.[7] | \$           |
| 58.  | <b>2020 total taxable value.</b> Enter the amount from Line 21 of the <i>No-New-Revenue Tax Rate Worksheet</i>  | \$236,130,26 |
| 59.  | <b>Additional rate for pollution control.</b> Divide Line 57 by Line 58 and multiply by \$100.  | 0.00000      |
| 60.  | <b>2020 voter-approval tax rate, adjusted for pollution control.</b> Add Line 59 to one of the following lines (as applicable): Line 47, Line 48 (counties) or Line 56 (taxing units with the additional sales tax).                              | 0.73115      |
| [37]Tex. Tax Code Section      [38]Tex. Tax Code Section |   |              |

#### STEP 5: Voter-Voter-Approval Tax Rate Adjustment for Unused Increment Rate

The unused increment rate is the rate equal to the difference between the adopted tax rate and voter-approval tax rate before the unused increment rate for the prior three years.[39] In a year where a special taxing unit adopts a rate above the voter-approval tax rate by applying any portion of the unused increment rate, the unused increment rate for that year would be zero. Consult with legal counsel to ensure appropriate calculation of the unused increment rate.

For each tax year before 2020, the difference between the adopted tax rate and voter-approval rate is considered zero, therefore the unused increment rate for 2020 is zero.[40]

This section should only be completed by a taxing unit that is a municipality of less than 30,000 or a taxing unit that does not meet the definition of a special taxing unit. [41]

| Line | Activity  | Amount/Rate |
|------|---|-------------|
| 61.  | <b>2019 unused increment rate.</b> Subtract the 2019 actual tax rate and the 2019 unused increment rate from the 2019 voter-approval tax rate. If the number is less than zero, enter zero. If the year is prior to 2020, enter zero.                                   | 0.000000    |
| 62.  | <b>2018 unused increment rate.</b> Subtract the 2018 actual tax rate and the 2018 unused increment rate from the 2018 voter-approval tax rate. If the number is less than zero, enter zero. If the year is prior to 2020, enter zero.                                   | 0.000000    |
| 63.  | <b>2017 unused increment rate.</b> Subtract the 2017 actual tax rate and the 2017 unused increment rate from the 2017 voter-approval tax rate. If the number is less than zero, enter zero. If the year is prior to 2020, enter zero.                                   | 0.000000    |
| 64.  | <b>2020 unused increment rate.</b> Add Lines 61, 62 and 63.   | 0.000000    |
| 65.  | <b>2020 voter-approval tax rate, adjusted for unused increment rate.</b> Add Line 64 to one of the following lines (as applicable): Line 47, Line 48 (counties), Line 56 (taxing units with the additional sales tax) or Line 60 (taxing units with pollution control). | 0.731151    |

## STEP 6: De Minimis Rate

The de minimis rate is the rate equal to the sum of the no-new-revenue maintenance and operations rate, the rate that will raise \$500,000 and the current debt rate for a taxing unit.[42]

This section should only be completed by a taxing unit that is a municipality of less than 30,000 or a taxing unit that does not meet the definition of a special taxing unit. [41]

| Line | Activity   | Amount/Rate |
|------|--|-------------|
| 66.  | <b>Adjusted 2020 NNR M&amp;O tax rate.</b> Enter the rate from Line 38 of the <i>Voter-Approval Tax Rate Worksheet</i> | 0.000000    |
| 67.  | <b>2020 total taxable value</b> Enter the amount on Line 21 of the <i>No-New-Revenue Tax Rate Worksheet</i>            | (           |
| 68.  | <b>Rate necessary to impose \$500,000 in taxes.</b> Divide \$500,000 by Line 67 and multiply by \$100.                 | 0.000000    |
| 69.  | <b>2020 debt rate</b> Enter the rate from Line 46 of the <i>Voter- Approval Tax Rate Worksheet</i>                     | 0.000000    |
| 70.  | <b>De minimis rate</b> Add Lines 66, 68 and 69.  | 0.000000    |

## STEP 7: Total Tax Rate

Indicate the applicable total tax rates as calculated above.

|                                |         |
|--------------------------------|---------|
| <b>No-new-revenue tax rate</b> | 0.68075 |
| <b>Voter-Approval Tax Rate</b> | 0.73115 |
| <b>De minimis rate</b>         | 0.00000 |

## STEP 8: Taxing Unit Representative Name and Signature

print here

\_\_\_\_\_  
Printed Name of Taxing Unit Representative

sign here

\_\_\_\_\_  
Taxing Unit Representative

\_\_\_\_\_  
Date

Attachment: 2020 property tax rates (3556 : No-New-Revenue and Voter Approval Tax Rate)

**City Council**  
520 E Ocean Blvd.  
Los Fresnos, TX 78566

Meeting: 08/11/20 06:00 PM  
Department: City Secretary  
Category: Agreement  
Prepared By: Jacqueline Moya  
Initiator: Jacqueline Moya  
Sponsors:

**SCHEDULED**

**ACTION ITEM (ID # 3557)**

DOC ID: 3557 A

**Consideration and ACTION to propose a tax rate for tax year 2020 take a record vote, if proposed tax rate exceeds the lower of the no-new-revenue or voter-approval, and set dates for public hearings, if necessary.**

The proposed 2020-2021 fiscal year budget will keep the ad valorem tax rate at \$0.715 per \$100 valuation just as it has been for the last 13 years. This will be the 14th year in a row the ad valorem tax rate is at \$0.715 per \$100 valuation. The no-new-revenue tax rate for 2020-2021 is \$0.680752 per \$100 valuation. Remember, the no-new-revenue tax rate would impose the same total taxes as last year if you compare properties taxed in both years. Leaving the tax rate at \$0.715 per \$100 valuation means we will receive more in revenue in the new budget than we currently are getting when comparing the same properties. Since we are leaving the ad valorem tax rate at \$0.715 per \$100 valuation, we will need to hold 1 public hearing because we will receive more revenue than last year when you compare the same properties. The amount received will be approximately \$75,313.49 more than last year.

I recommend the ad valorem property tax rate of \$0.715 per \$100 valuation for the 2020-2021 fiscal year budget setting the 1 public hearing for Tuesday, August 18 at 6:00 pm at City Hall.

**City Council**  
520 E Ocean Blvd.  
Los Fresnos, TX 78566

Meeting: 08/11/20 06:00 PM  
Department: City Manager  
Category: Report  
Prepared By: Jacqueline Moya  
Initiator: IQM2 Admin  
Sponsors:

**SCHEDULED**

**ACTION ITEM (ID # 3545)**

DOC ID: 3545 A

**City Manager Report A. Wastewater Update B. Water Update  
C. Nature Park D. Hike & Bike Trails E. CDBG Disaster Grant  
F. Henderson Road Project G. Census Update H. Update  
Planning & Zoning Ordinance I. Drainage Update J. 75 Year  
Anniversary Celebration K. Whipple Road L. CDBG 9th  
Street Lift Station Relocation M. Alley Paving Project and  
Sign Installation N. Boys & Girls Club Quarterly Report**

A. Wastewater Update - Construction has begun for the Chlorrine Contact Basin Project and the Headworks Project or at least ordering of all the materials and getting things lined up has begun. Actual work. They have 210 days to complete.

TWDB has approved the \$1,600,000 for wastewater to fix 3 lift stations, run sewer service to the new annexed areas on West Highway 100, replace some old manholes and replace some old sewer lines. Don Gonzales will be present at the meeting to present information.

Hanson Professional Services has the documents ready for us to advertise, bid, award contract and begin construction for the Whipple Road Wastewater Extension project. The City has to acquire the easements prior to that.

B. Water Update - TWDB has approved the upgrades done on the water plant and distribution lines for \$3,700,000. Don Gonzales will be present at the meeting to present information.

C. Nature Park - We have approximately \$67,040.30 in remaining funds available to complete the bird blind, the drip station and some trails, electricity and water feature. This work was delayed due to COVID-19 surge and Hurricane Hanna. Work will begin soon.

D. Hike & Bike Trails - Half Associates, engineer and Pederson Construction, contractor, will have the pre-construction meeting prior to our meeting. The project will probably not begin until the contractor has finished Henderson Road. The low bid was \$895,152.63. The engineering for the project is \$144,000. The total is \$1,039,152.63. We have \$500,000 from the Valley Baptist Legacy Foundation (VBLF) and \$200,000 from the Texas Parks & Wildlife (TPW) in funding for a total of \$700,000. There is a shortage of \$339,152.63. I have contacted VBLF to see if there is a possibility to get additional funds from them. They will have \$75,000 available. The balance was approved to be funded 50% by the CDC and 50% by the City.

E. CDBG Disaster Grant - Construction has been completed on East 10th Street and a portion of Whipple Road. There are some funds remaining and we are trying to get them to allow us to utilize them to complete an additional 400 to 500 feet on Whipple Road.



F. Henderson Road Project - Construction continues on the Henderson Road Resaca Crossing project. Work is progressing. Once the headwalls are in things will begin to move more quickly.

G. Census Committee - The Census committee has not been able to work due to the Corona Virus. However, the Federal Government extended the deadline into October so hopefully we will have some success when school starts in the fall...if it does. We are utilizing social media to push folks to fill out the Census. Since we have been focusing on it the last month or so, we have had great increases. The school is still using social media and also sending out flyers. We are going to have to get the committee to do some street walking in the future. We still have not delivered flyers to each home but hope to do that soon. We are at 52.6%. That means of all our addresses in the city 52.6% of them have responded already. Cameron County is at 46.4%, the State is at 58.0% and the United States is at 63.1%.

H. Update Planning & Zoning Ordinance - Jackie has located a company to do this. However, since it was not a budgeted item I will feel better if we wait until towards the end of the year. That will tell us how our budget is going and how much the Corona Virus will affect us long term. The cost is \$118,976 which is very low compared to the \$150,000 plus or more that others charge. We have funds in the CDC budget for this but will have to come up with other funding to be able to get this done.

I. Drainage Update - Overall we did well during the 9 inches of rain during Hurricane Hanna. We have some flooding of streets but none in homes or vehicles that we are aware of. We identified some additional areas of concern that we will be working on in the future for better drainage. I have received easements from the owners of Pederson Construction and Community of Christ Church for the drainage ditch behind their properties. I am still waiting on Zarsky Lumber. I discussed with their attorney and they will be sending a proposal. Cameron County Drainage District # 1 will assume maintenance on the ditch to keep it clean. The owner on the north side of that drainage ditch that is the developer for Valle Alto will initially clean the ditch and create a larger detention area. This is all positive for that area. Hanson is working on the several engineering designs for help with drainage along Whipple Road as Escondida Resaca. Both will help in poor drainage areas. We are applying for some grants to assist with costs for the construction. We have sent a proposal to TWDB for possible funding for drainage work.

J. 75 Year Anniversary Celebration - Unfortunately due to the Corona Virus we have not been able to meet. Hopefully we can schedule a meeting soon.

K. Whipple Road - The county widened the crossing for the Resaca and installed the guard rails. CCRMA continues to work on the overall project of widening of Whipple Road. Hanson Professional Services is working on design to place a sidewalk on one side of the road.

L. CDBG 9th Street Lift Station Grant - Hanson is working on the design of the relocation of the lift station so we can move it out of the back yard.

M. Alley Paving Project and Sign Installation - The last of the alleys are done. Carlos and his staff will then begin installing all the signs. There are a lot of signs. We have been delayed due to Hurricane Hanna and mosquito spraying. We simply have not had personnel available to work on that. We hope to have them done soon.

N. Boys & Girls Club quarterly report.



# BOYS & GIRLS CLUBS OF LOS FRESNOS

## Quarterly Report 2020

### Reporting Period (Underline One)

Jan-March

April-June

July-September

Oct-Dec

**Mission:** To enable all young people, especially those who need us most, to reach their full potential as productive, caring, responsible citizens.

**Vision:** Provide a world-class Club Experience that assures success is within reach of every young person who enters our doors, with all members on track to graduate from high school with a plan for the future, demonstrating good character and citizenship, and living a healthy lifestyle.

**Quarterly Payment Amount:** \$15,000

**Annual Payment Amount:** \$60,000

**Total Number of members served this quarter:** 85

**Total Number of Youth Participating in Tutoring:** 0

**Total Number of Youth Participating in Sports & Fitness:** 33

#### Tutoring:

Number of members who are Reading at grade level: n/a

Number of members performing at grade level in Math: n/a

Number of members who passed to the next grade level: n/a

#### Sports & Fitness - BMI:

Number of members who participated in BMI assessment: 0

**Did a tournament occur during this period?** YES ☐ NO ☒ (check box)

If yes, how many games? n/a

**Was a Closing Ceremony held this period?** YES ☐ NO ☒ (check box)

If yes, how many youth were in attendance? n/a

#### Club Activities Funded by City of Los Fresnos:

For the Boys and Girls Club of Los Fresnos safety is of utmost importance to us, unfortunately as many businesses in our community our Club was forced to close its doors on March 13, 2020 due to the current pandemic.

We had to re-invent ourselves and went virtual toward the end of May once restrictions eased. As part of the

Attachment: BC CLUB REPORT (3545 : City Manager Report)



## BOYS & GIRLS CLUBS OF LOS FRESNOS

### Quarterly Report 2020

Arts program, our members participated in different arts and crafts activities that enhanced their creativity by using daily household items along with regular school supplies. Our Arts and Crafts instructor applied herself to keep members interested and wanting to come back for more projects.

On May 26, 2020, the Club started distributing meals provided by the Boys and Girls Club of Texas Alliance thru their Summer Food Service Program. Unfortunately, we had to stop midway thru June due to the recent increase in COVID-19 cases in our area. At the time we had served 157 meals and same number of snacks to our members via Grab-n-GO.

At the beginning of June, the Club restarted the calendar year by continuing our national programs such as Girls Strong, Smart Girls. In addition, we started Summer Brain Gain, a national program thru Boys and Girls Club of America that teaches a wide range of topics from social behavior to geography among other topics.

The Club continues to grow its virtual summer program. As time passes and outreach to parents and members via emails, text and phone calls, Facebook and local outlets advertisement continues, participation keeps increasing. Our lesson plans, although challenging, leaves members engaged and anxious to participate on the next day activity.

City funds allowed the Club to provide summer arts & crafts activities and other virtual activities. The Club registered 131 members for the 2019-2020 After School program where we get our current participants. As part of the Boys & Girls Club Experience, members are offered virtual lessons and activities to keep their minds occupied and engaged.

#### **Goals and Outcomes of these programs:**

##### **Tutoring (Summer Program):**

**Goal:** Club members have access virtual lessons and activities ranging form Geography to social behavior awareness.

**Outcome:** Club members have a safe on-line place to go and interact with friends and club staff. Club staff identify members in need and intervene to help them stay on track.

##### **Sports & Fitness:**

**Goal:** Club members learn new, fun activities to keep them fit and make healthy lifestyle choices.

**Outcome:** Club members are participating in regular physical activity thru our virtual lessons. These lessons develop our members' capacity to engage in positive behaviors to nurture their well-being, set personal goals and grow into self-sufficient adults.

**City Council**  
520 E Ocean Blvd.  
Los Fresnos, TX 78566

Meeting: 08/11/20 06:00 PM  
Department: City Secretary  
Category: Report  
Prepared By: Jacqueline Moya  
Initiator: Jacqueline Moya  
Sponsors:  
DOC ID: 3539

**SCHEDULED**

**ACTION ITEM (ID # 3539)**

---

**Financial Report July 2020 1. Monthly 2. Year to Date 3. Sales  
Tax**

Call with questions.

I recommend approval.

| CHECKLIST FOR<br>GENERAL FUND |                           |          |              | JULY 2020   |
|-------------------------------|---------------------------|----------|--------------|---|
| CK#                           | VENDOR NAME               | Inv.Date | Amount       | Description                                       |
| 648                           | CITY OF L.F. PAYROLL ACCT | 07/09/20 | \$ 85,026.29 | DUE TO PAYROLL #20 WE 7/5/20                      |
| 663                           | CITY OF L.F. PAYROLL ACCT | 07/23/20 | \$ 77,955.70 | DUE TO PAYROLL #21 WE 7/19/20                     |
| 35301                         | OMNI BASE SERVICES        | 06/19/20 | VOID         | VOIDED CHECK-LOST IN THE MAIL                     |
| 35316                         | ARELI GONZALEZ            | 07/02/20 | \$ 300.00    | CANCELLATION OF EVENT-LF COMMUNITY CENTER 8/29/20 |
| 35317                         | ERNESTO LERMA             | 07/02/20 | \$ 15.00     | OVER PAYMENT-CITATION E0027965                    |
| 35318                         | HUMBERTO BUITRON          | 07/02/20 | \$ 15.00     | OVER PAYMENT-CITATION E0031626                    |
| 35319                         | ROBERT HARRIS             | 07/02/20 | \$ 380.00    | OVER PAYMENT-CITATION E0030114                    |
| 35320                         | A-Z COMMUNICATIONS        | 06/18/20 | \$ 245.00    | RADAR CERTIFICATION                               |
| 35321                         | AMAZON.COM                | VARIOUS  | \$ 346.54    | MISC SUPPLIES-CITY HALL/PD/COURT/PUBLIC WORKS     |
| 35322                         | CDC                       | 07/02/20 | \$ 36,392.74 | TAX ALLOCATION END 6/9/20                         |
| 35323                         | CTD, INC                  | 06/10/20 | \$ 103.36    | POLICE EQUIPMENT-AR-15 SUPPLIES                   |
| 35324                         | DIRECT ENERGY             | 05/28/20 | \$ 2,091.78  | ELEC-POLICE DEPT/CITY HALL                        |
| 35325                         | ENRIQUE JUAREZ            | 06/29/20 | \$ 2,925.00  | JUNE 2020-ATTORNEY FEES                           |
| 35326                         | ESTRADA HINOJOSA          | 06/30/20 | \$ 500.00    | CONTINUING DISCLOSURE PREP FYE 2019               |
| 35327                         | FUELMAN                   | VARIOUS  | \$ 1,450.16  | FUEL FOR ENVIRONMENTAL/PD/STREET DEPT VEHICLES    |
| 35328                         | GATEWAY PRINTING          | 06/22/20 | \$ 201.35    | WINDOW ENVELOPES-COURT                            |
| 35329                         | GENE DANIELS              | 07/01/20 | \$ 1,850.00  | JULY 2020-JUDGE/PHONE STIPEND                     |
| 35330                         | HANSON PROFESSIONAL       | VARIOUS  | \$ 5,094.50  | PLAT REVIEW-ENGINEERING-WHIPPLE DRAINAGE          |
| 35331                         | HOME DEPOT                | VARIOUS  | \$ 500.71    | TOOLS/SUPPLIES-MAINTENANCE                        |
| 35332                         | HOME DEPOT                | VARIOUS  | VOID         | VOIDED CHECK-CONTINUED                            |
| 35333                         | LA HORMIGA                | VARIOUS  | \$ 13.00     | FLAT REPAIRS-MOWERS                               |
| 35334                         | LF CHAMBER OF COMMERCE    | 07/01/20 | \$ 2,850.00  | JULY 2020-SVC AGREEMENT                           |
| 35335                         | MEYN SANDBLASTING         | 06/22/20 | \$ 360.00    | SANDBLAST/PRIME/PAINT-5 BASKETBALL BACKBOARDS     |
| 35336                         | OFFICE DEPOT              | VARIOUS  | \$ 391.57    | OFFICE SUPPLIES-POLICE DEPT                       |
| 35337                         | PETTY CASH                | VARIOUS  | \$ 25.28     | SUPPLIES FOR POLICE DEPT                          |
| 35338                         | PURCHASE POWER            | 06/29/20 | \$ 430.85    | JUNE 2020-POSTAGE                                 |
| 35339                         | STAFF FORCE               | VARIOUS  | \$ 851.20    | CONTRACT LABOR-WEEKENDING 6/14,6/21/20            |
| 35340                         | STAPLES                   | VARIOUS  | \$ 651.26    | OFFICE SUPPLIES-CITY HALL/COURT                   |
| 35341                         | STAPLES                   | VARIOUS  | VOID         | VOIDED CHECK-CONTINUED                            |
| 35342                         | STATE COMPTROLLER         | 07/01/20 | \$ 166.00    | UNCLAIMED PROPERTY REPORTING                      |
| 35343                         | TURNAGE & ASSOCIATES      | 6/28/20  | \$ 295.00    | REGISTRATION-CERTIFIED POOL OPERATOR              |
| 35344                         | VALLEY SOLVENT            | 06/17/20 | \$ 1,381.00  | CHEMICALS-POOL                                    |
| 35345                         | VEAE COMMUNICATION        | VARIOUS  | \$ 5,195.00  | SECURITY SYSTEM INSTALL-PD                        |
| 35346                         | FIRST COMMUNITY BANK      | VARIOUS  | \$ 1,583.51  | REGISTRATION-RECORDS MGMT/DIGITAL THERMOMETER     |
| 35347                         | GULF COAST SIGN COMP      | 07/14/20 | \$ 1,925.00  | POLICE DEPT ILLUMINATED SIGN WITH LOGO            |
| 35348                         | JOSE IPINA                | 07/17/20 | \$ 150.00    | CANCELLATION OF EVENT-LF COMMUNITY CENTER 7/18/20 |
| 35349                         | SAMATHA VARGAS            | 07/17/20 | \$ 45.00     | OVER PAYMENT-CITATION E0032013                    |
| 35350                         | AT&T MOBILITY             | 06/19/20 | \$ 881.31    | MOBILE PHONE SERVICE-CH/PD/COURT/EM/CODE/HEALTH   |
| 35351                         | AT&T MOBILITY             | 06/19/20 | \$ 285.99    | IPHONE AND CASE                                   |
| 35352                         | BENJAMIN'S CAR GLASS      | 07/08/20 | \$ 220.00    | REPLACEMENT OF REAR WINDOW-PK101                  |
| 35353                         | CCID#6                    | 06/25/20 | \$ 300.00    | MOWING OF OLMO ST DRAIN DITCH                     |
| 35354                         | CDC                       | 07/17/20 | \$ 42,406.15 | TAX ALLOCATION END 7/7/20                         |
| 35355                         | CINTAS                    | 07/07/20 | \$ 300.83    | MEDICAL SUPPLIES-CH/PD/COMMUNITY CENTER           |
| 35356                         | CITY OF LOS FRESNOS       | 06/20/20 | \$ 2,443.24  | WATER/SEWER/GARBAGE SERVICE-CITY BUILDINGS/PARKS  |
| 35357                         | CITY OF LOS FRESNOS       | 06/20/20 | VOID         | VOIDED CHECK-CONTINUED                            |
| 35358                         | DASH MEDICAL              | VARIOUS  | \$ 155.80    | GLOVES-POLICE DEPT/CODE                           |
| 35359                         | DIRECT ENERGY             | 05/29/20 | \$ 10,390.84 | ELEC-POLICE DEPT/CITY HALL/PARKS/STREETS/B&G CLU  |
| 35360                         | DIRECT ENERGY             | 05/29/20 | VOID         | VOIDED CHECK-CONTINUED                            |
| 35361                         | EDWARD'S PEST MANAGEMENT  | 07/02/20 | \$ 367.00    | PEST CONTROL-CITY BUILDINGS/PARKS                 |
| 35362                         | FUELMAN                   | VARIOUS  | \$ 1,532.18  | FUEL FOR ENVIRONMENTAL/PD/STREET DEPT VEHICLES    |
| 35363                         | GABRIEL PEDRAZA           | 06/30/20 | \$ 750.00    | JUNE 2020-FIRE MARSHAL                            |
| 35364                         | GRANICUS                  | 07/12/20 | \$ 331.80    | AGNEDA/MINUTE-IQM2 SUBSCRIPTIONS                  |
| 35365                         | GT DISTRIBUTORS           | 06/26/20 | \$ 137.92    | UNIFORM SHIRTS-POLICE DEPT                        |
| 35366                         | HARLINGEN GLASS & MIRROR  | 06/30/20 | \$ 985.00    | REPLACE BOTTOM SWEEPS ON LIBRARY FRONT DOORS      |
| 35367                         | HECTOR'S MUFFLER          | VARIOUS  | \$ 1,446.89  | OIL CHANGES/POLICE UNIT REPAIRS                   |
| 35368                         | HILLYARD                  | 06/23/20 | \$ 88.86     | HAND SANITIZER                                    |
| 35369                         | HUGHES NETWORK            | 07/04/20 | \$ 112.41    | SATELLITE INTERNET-EOC                            |
| 35370                         | JACQUELINE MOYA           | 07/15/20 | \$ 110.00    | PER DIEM-TMCCP FUNDS INVESTMENT SEMINAR COURSE    |
| 35371                         | LA HORMIGA                | VARIOUS  | \$ 23.00     | FLAT REPAIRS-PUBLIC WORKS VEHICLES                |
| 35372                         | LEXIS NEXIS RISK DATA     | 06/30/20 | \$ 100.00    | PEOPLE SEARCH PROGRAM                             |

Attachment: CC Financial Report - July 2020 (3539 : Financial Report)



|       |                         |          |                      |   |
|-------|-------------------------|----------|----------------------|---|
| 35373 | LINEBARGER GOGGAN       | 06/26/20 | \$ 4,524.70          | MAY 2020-COLLECTION FEES                          |
| 35374 | LF VOLUNTEER FIRE DEPT  | 06/30/20 | \$ 1,853.00          | 3RD QTR DONATIONS-APR/MAY/JUNE                    |
| 35375 | LUIS A RAMOS            | 06/30/20 | \$ 5,593.24          | JUNE 2020-CUSTOMER SERVICE INSPECTIONS            |
| 35376 | MAXIMINO TORRES         | 07/11/20 | \$ 322.00            | CLEANING-CITY VEHICLES                            |
| 35377 | NEW CORE                | 07/01/20 | \$ 327.00            | POOL FILTER PUMP REPAIR                           |
| 35378 | O'REILLY AUTO           | VARIOUS  | \$ 320.47            | JUNE 2020-SUPPLIES FOR MAINTENANCE                |
| 35379 | OMNI BASE SERVICES      | 07/17/20 | \$ 1,251.00          | 2ND QTR ACTIVITY APR/MAY/JUN                      |
| 35380 | PETTY CASH              | VARIOUS  | \$ 52.97             | LIBRARY/POLICE DEPT SUPPLIES                      |
| 35381 | RIO COMFORT A/C HEATING | 06/25/20 | \$ 240.00            | RELOCATE A/C THERMOSTAT-CITY HALL                 |
| 35382 | ROCHA INFRASTRUCTURE    | 07/10/20 | \$ 5,000.00          | BUILD BERM AT SHOOTING RANGE                      |
| 35383 | SMARTCOM TELEPHONE      | 07/08/20 | \$ 485.45            | INTERNET SVC-CITY HALL/PD/COURT/PHONE-PD          |
| 35384 | STAFF FORCE             | VARIOUS  | \$ 806.40            | CONTRACT LABOR-WEEKENDING 6/28,7/5/20             |
| 35385 | STATE COMPTROLLER       | 06/30/20 | \$ 93,269.48         | QUARTER ENDING 6/30/20                            |
| 35386 | TEAM GRAPHIX            | VARIOUS  | \$ 980.00            | WEAR A MASK SIGN/EMBROIDERY & NAME TAPES-POLICE   |
| 35387 | THE WORX LLC            | 07/02/20 | \$ 550.00            | DISINFECTION & SANITATION OF POLICE DEPT AND UNIT |
| 35388 | TIME WARNER CABLE       | 07/06/20 | \$ 8.10              | CABLE SERVICE-LIBRARY                             |
| 35389 | TOTAL IMAGING SOLUTIONS | 07/14/20 | \$ 748.48            | COPIES-CH/HEALTH/COURT/PD-JULY 2020               |
| 35390 | VEAE COMMUNICATION      | VARIOUS  | \$ 382.77            | IT NETWORK REPAIRS-PD RADIOS/PW NETWORK/CH NET    |
| 35391 | WATCH GUARD             | 06/30/20 | \$ 5,570.00          | CID INTERVIEW ROOM CAMERA SYSTEM                  |
| 35392 | ZARSKY LUMBER           | VARIOUS  | \$ 832.81            | MARCH/APRIL 2020-SUPPLIES FOR MAINTENANCE         |
| 35393 | ZARSKY LUMBER           | VARIOUS  | VOID                 | VOIDED CHECK-CONTINUED                            |
| 35394 | MIGDALIA CASTILLO       | 07/16/20 | \$ 360.00            | FACE COVERS FOR POLICE DEPT                       |
| 35395 | ALLIED WASTE SERVICES   | 06/30/20 | \$ 55,568.42         | RESIDENTIAL/COMMERCIAL COLLECTION                 |
| 35395 | OMINBASE SERVICES       | 07/27/20 | \$ 1,764.00          | REISSUE VOIDED CHECK                              |
| 35397 | MARIA TOBAR             | 07/31/20 | \$ 350.00            | CANCELLATION OF EVENT-LF COMMUNITY CENTER 3/20/2  |
| 35398 | 1A-1 AUTO GLASS         | 07/21/20 | \$ 135.00            | WINDSHIELD REPLACEMENT PD UNIT F-193              |
| 35399 | ADT COMMERCIAL          | 07/07/20 | \$ 324.50            | ANNUAL FIRE EXTINGUISHER INSPECTION/REPLACEMENT   |
| 35400 | AGH ENGINEERING         | 05/04/20 | \$ 800.00            | BOUNDARY SURVEY/PLAT MAP-9TH STREET               |
| 35401 | AMAZON.COM              | VARIOUS  | \$ 2,012.68          | PPE SUPPLIES/HAND SANITIZERS/WIPES                |
| 35402 | APPLIED CONCEPTS        | 07/22/20 | \$ 7,060.00          | SPEED TRAILER                                     |
| 35403 | AT&T MOBILITY           | 07/01/20 | \$ 266.13            | IPAD SERVICES                                     |
| 35404 | BREATH TEST SERVICES    | 07/21/20 | \$ 1,500.00          | INTOXILYZER ANNUAL CONTRACT                       |
| 35405 | CAMERON COUNTY CLERK    | 07/31/20 | \$ 1,500.00          | BOND-R.ALCUDIA CASE#20-0182                       |
| 35406 | CAMERON COUNTY CLERK    | 07/31/20 | \$ 800.00            | APPEAL-E0030653-M.VILLALON                        |
| 35407 | CITY OF LOS FRESNOS     | 07/20/20 | \$ 2,720.13          | WATER SERVICE-CITY BUILDINGS/PARKS                |
| 35408 | CITY OF LOS FRESNOS     | 07/20/20 | VOID                 | VOIDED CHECK-CONTINUED                            |
| 35409 | ENRIQUE JUAREZ          | VARIOUS  | \$ 2,495.95          | JULY 2020-ATTORNEY FEES/PER DIEM/MILEAGE-PROSEC   |
| 35410 | FIRESTONE               | VARIOUS  | \$ 5,226.59          | REPLACEMENT TIRES FOR POLICE DEPT VEHICLES        |
| 35411 | FIRST COMMUNITY BANK    | VARIOUS  | \$ 1,846.68          | HOTEL STAY-TMCCP CONFERENCE/PPE SUPPLIES/CLEAN    |
| 35412 | FIRST COMMUNITY BANK    | VARIOUS  | VOID                 | VOIDED CHECK-CONTINUED                            |
| 35413 | FOREMOST TELECOM        | 07/15/20 | \$ 80.42             | INTERNET SERVICE-LIBRARY                          |
| 35414 | FUELMAN                 | VARIOUS  | \$ 1,658.68          | FUEL FOR ENVIRONMENTAL/PD/STREET DEPT VEHICLES    |
| 35415 | GALLS                   | 06/15/20 | \$ 935.00            | PROTECTIVE VESTS-POLICE DEPT                      |
| 35416 | GATEWAY PRINTING        | 07/22/20 | \$ 800.00            | 6FT SOCIAL DISTANCE FLOOR DECALS-COMMUNITY HEAL   |
| 35417 | HANSON PROFESSIONAL     | 07/11/20 | \$ 1,370.00          | ENGINEERING-RESACA ESCONDIDA DRAINAGE             |
| 35418 | HECTOR'S MUFFLER        | VARIOUS  | \$ 656.34            | OIL CHANGES/VEHICLE REPAIRS-HUB BEARING/ACTUATO   |
| 35419 | ANGEL HERNANDEZ         | 07/22/20 | \$ 127.50            | SPOT LIGHT REMOVAL F-193                          |
| 35420 | HOME DEPOT              | VARIOUS  | \$ 251.14            | SUPPLIES FOR MAINTENANCE                          |
| 35421 | JOHN DEERE GOVT         | 06/22/20 | \$ 23.88             | PTO JUMPER CABLES-MOWER                           |
| 35422 | KONICA MINOLTA          | 07/01/20 | \$ 223.93            | COPIER LEASE-CITY HALL/COURT                      |
| 35423 | L T BOSWELL             | 10/06/00 | \$ 80.22             | REPLACE COOLANT RESERVOIR SUPPLY HOSE-PD UNIT     |
| 35424 | LA HORMIGA              | VARIOUS  | \$ 65.00             | INSTALL/BALANCE-PD UNIT TIRES                     |
| 35425 | LESLIE'S SWIMMING POOL  | 06/02/20 | \$ 237.58            | AIR RELIEF VALVES FOR SAND FILTERS AT CITY POOL   |
| 35426 | MAXIMINO TORRES         | 07/27/20 | \$ 480.00            | LOT MOWING OF LOTS IN VIOLATION OF CITY ORDINANCE |
| 35427 | MAXIMINO TORRES         | 07/27/20 | VOID                 | VOIDED CHECK-CONTINUED                            |
| 35428 | MCDONALD'S              | 06/30/20 | \$ 20.00             | JUNE 2020 PRISONER MEALS                          |
| 35429 | OFFICE DEPOT            | VARIOUS  | \$ 729.78            | OFFICE SUPPLIES-DESKS FOR PD                      |
| 35430 | PEDERSON CONSTRUCTION   | 07/16/20 | \$ 3,000.00          | REPAIR LEGION AIR POTHOLE                         |
| 35431 | SAM HOUSTON STATE       | 07/21/20 | \$ 45.00             | BODY WORN CAMERA COURSE-J.ROSALES                 |
| 35432 | STAFF FORCE             | VARIOUS  | \$ 806.40            | CONTRACT LABOR-WEEKENDING 7/12,7/19/20            |
| 35433 | SUBWAY                  | 07/29/20 | \$ 79.98             | SUBWAY PLATTERS-EMPLOYEE PARTICIPATION IN ITT CH  |
| 35434 | TEAM GRAPHIX            | 07/17/20 | \$ 78.00             | ADDITION OF REFLECTIVES TO PD BADGES              |
| 35435 | TEXAS ELECTION LAW      | 07/27/20 | \$ 139.35            | TX ELECTION LAWS 2019-2020 EDITION                |
| 35436 | TX MUNICIPAL COURTS     | 07/01/20 | \$ 75.00             | DUES 9/1-8/31/21                                  |
| 35437 | VALLEY SOLVENT & CHEM   | 07/17/20 | \$ 1,322.50          | POOL CHEMICALS                                    |
| 35438 | VEAE SERVICES           | 07/18/20 | \$ 471.19            | PHONE SERVICE-CITY BUILDINGS                      |
| 35439 | XEROX FINANCIAL         | 07/11/20 | \$ 280.25            | COPIER LEASE-LIBRARY                              |
| 35440 | ZARSKY LUMBER           | VARIOUS  | \$ 1,253.03          | MAY/JUNE 2020 SUPPLIES FOR MAINTENANCE            |
|       | <b>TOTAL</b>            |          | <b>\$ 518,214.14</b> |   |

CITY OF LOS FRESNOS  
REVENUE & EXPENSE REPORT (UNAUDITED)  
AS OF: JULY 31ST, 2020

01 -GENERAL FUND  
FINANCIAL SUMMARY

% OF YEAR COMPLETED: 83.33

|                                   | CURRENT<br>BUDGET | CURRENT<br>PERIOD | YEAR TO DATE<br>ACTUAL | TOTAL<br>ENCUMBERED | BUDGET<br>BALANCE | % YTD<br>BUDGET |
|-----------------------------------|-------------------|-------------------|------------------------|---------------------|-------------------|-----------------|
| <u>REVENUE SUMMARY</u>            |                   |                   |                        |                     |                   |                 |
| 00-PROPERTY TAXES                 | 1,301,756         | 17,136.45         | 1,327,221.83           | 0.00 (              | 25,465.83)        | 101.96          |
| 30-NONPROPERTY TAXES              | 1,567,621         | 150,157.74        | 1,408,470.30           | 0.00                | 159,150.70        | 89.85           |
| 07-POLICE                         | 528,830           | 38,624.21         | 527,898.32             | 0.00                | 931.68            | 99.82           |
| 10-HEALTH                         | 7,800             | 100.00            | 10,029.50              | 0.00 (              | 2,229.50)         | 128.58          |
| 12-GARBAGE                        | 133,100           | 72,059.16         | 172,155.57             | 0.00 (              | 39,055.57)        | 129.34          |
| 15-PARKS                          | 14,500            | 0.00              | 242.00                 | 0.00                | 14,258.00         | 1.67            |
| 16-LIBRARY                        | 11,500            | 340.20            | 6,585.90               | 0.00                | 4,914.10          | 57.27           |
| 44-Misc Revenue                   | 14,379            | 0.00              | 40,963.75              | 0.00 (              | 26,584.88)        | 284.89          |
| 90-REIMBURSABLES                  | 245,994           | 0.00              | 202,191.43             | 0.00                | 43,802.57         | 82.19           |
| TOTAL REVENUES                    | 3,825,480         | 278,417.76        | 3,695,758.60           | 0.00                | 129,721.27        | 96.61           |
|                                   | =====             | =====             | =====                  | =====               | =====             | =====           |
| <u>EXPENDITURE SUMMARY</u>        |                   |                   |                        |                     |                   |                 |
| 02-ADMINISTRATION                 | 462,060           | 25,416.09         | 430,271.91             | 2,639.41            | 29,148.68         | 93.69           |
| 03-MUNICIPAL COURT                | 228,521           | 15,155.43         | 180,935.18             | 53.47               | 47,532.35         | 79.20           |
| 04-TAX ASSESSOR COLLECTOR         | 42,519            | 46.41             | 32,759.89              | 0.00                | 9,759.11          | 77.05           |
| 06-ELECTIONS                      | 14,550            | 139.35            | 1,506.13               | 0.00                | 13,043.87         | 10.35           |
| 07-POLICE                         | 1,585,784         | 121,024.97        | 1,233,801.59           | 15,447.05           | 336,535.65        | 78.78           |
| 08-FIRE                           | 149,300           | 749.05            | 125,030.70             | 0.00                | 24,269.30         | 83.74           |
| 09-ENGINEERING                    | 65,000            | 1,370.00          | 124,469.03             | 0.00 (              | 59,469.03)        | 191.49          |
| 10-HEALTH                         | 133,191           | 5,501.88          | 93,811.25              | 1,800.92            | 37,578.83         | 71.79           |
| 11-EMERGENCY MEDICAL SERV         | 179,300           | 46.45             | 142,143.60             | 0.00                | 37,156.40         | 79.28           |
| 12-GARBAGE                        | 8,500 (           | 9.71) (           | 70.56)                 | 39.62               | 8,530.94          | 0.36-           |
| 13-STORM WATER                    | 15,500            | 0.00              | 12,344.59              | 0.00                | 3,155.41          | 79.64           |
| 14-STREETS                        | 261,080           | 7,035.03          | 137,914.52             | 60,584.97           | 62,580.51         | 76.03           |
| 15-PARKS                          | 344,620           | 16,279.67         | 209,300.61             | 15,840.36           | 119,479.03        | 65.33           |
| 16-LIBRARY                        | 168,634           | 7,867.11          | 125,780.21             | 0.00                | 42,853.79         | 74.59           |
| 17-COMMUNITY CENTER               | 9,900             | 83.53             | 7,963.40               | 184.27              | 1,752.33          | 82.30           |
| 18-EMERGENCY MANAGEMENT           | 50,669            | 5,365.36          | 56,755.35              | 8,430.10 (          | 14,516.45)        | 128.65          |
| 19-ALL DEPARTMENT EXPENS          | 16,500            | 0.00              | 6,923.03               | 0.00                | 9,576.97          | 41.96           |
| 21-CITY PROMOTION                 | 4,500             | 0.00              | 3,000.00               | 0.00                | 1,500.00          | 66.67           |
| 23-DSRIP-COMMUNITY HEALT          | 52,627            | 3,404.29          | 37,735.31              | 2,028.73            | 12,862.96         | 75.56           |
| 24-MENTAL TASK FORCE PRO          | 61,085            | 4,777.38          | 50,906.08              | 0.00                | 10,178.92         | 83.34           |
| 28-INFORMATION TECHNOLOG          | 57,031            | 1,951.26          | 39,102.87              | 4,103.88            | 13,824.25         | 75.76           |
| TOTAL EXPENDITURES                | 3,910,871         | 216,203.55        | 3,052,384.69           | 111,152.78          | 747,333.82        | 80.89           |
|                                   | =====             | =====             | =====                  | =====               | =====             | =====           |
| REVENUE OVER/(UNDER) EXPENDITURES | ( 85,391)         | 62,214.21         | 643,373.91 (           | 111,152.78) (       | 617,612.55)       | 623.27-         |
|                                   | =====             | =====             | =====                  | =====               | =====             | =====           |



JULY 2020

| CHECKLIST FOR<br>WATER & SEWER |                           |          |              |  |
|--------------------------------|---------------------------|----------|--------------|--|
| CK #                           | VENDOR NAME               | Inv.Date | Amount       | Description                                      |
| 649                            | CITY OF L.F. PAYROLL ACCT | 07/09/20 | \$ 32,000.56 | DUE TO PAYROLL #20 WE 7/5/20                     |
| 664                            | CITY OF L.F. PAYROLL ACCT | 07/23/20 | \$ 27,829.06 | DUE TO PAYROLL #21 WE 7/19/20                    |
| 149495                         | ANA LAB                   | 06/24/20 | \$ 134.00    | ROUTINE WATER TESTING                            |
| 149496                         | CINTAS CORPORATION        | VARIOUS  | \$ 1,291.52  | CLEANING-W/S UNIFORMS                            |
| 149497                         | DIRECT ENERGY             | 05/29/20 | \$ 8,905.57  | ELECTRICITY-WATER/SEWER DEPT                     |
| 149498                         | DIRECT ENERGY             | 05/29/20 | VOID         | VOIDED CHECK-CONTINUED                           |
| 149499                         | EAST RIO HONDO WATER      | 07/02/20 | \$ 962.09    | JULY 2020-ERH SETTLEMENT                         |
| 149500                         | EAST RIO HONDO WATER      | 07/02/20 | \$ 295.47    | WATER SERVICE-EDAP LIFT STATIONS                 |
| 149501                         | ESTRADA HINOJOSA          | 06/30/20 | \$ 1,000.00  | CONTINUING DISCLOSURE PREP FYE 2019              |
| 149502                         | FUELMAN                   | VARIOUS  | \$ 447.83    | FUEL FOR WATER/SEWER VEHICLES                    |
| 149503                         | MAGIC VALLEY ELEC         | 06/14/20 | \$ 84.84     | ELE-LIFT STATION-CACTUS ROAD                     |
| 149504                         | PRAXAIR                   | 06/22/20 | \$ 48.95     | CHEMICAL/CYLINDER RENTAL                         |
| 149505                         | PURCHASE POWER            | 06/29/20 | \$ 40.14     | JUNE 2020-POSTAGE                                |
| 149506                         | STAFF FORCE INC           | VARIOUS  | \$ 2,640.40  | CONTRACT LABOR-WEEKENDING 6/14,6/21/20           |
| 149507                         | STAFF FORCE INC           | VARIOUS  | VOID         | VOIDED CHECK-CONTINUED                           |
| 149508                         | STATE COMPTROLLER         | 07/01/20 | \$ 1,428.76  | UNCLAIMED PROPERTY REPORTING                     |
| 149509                         | TOWN OF INDIAN LAKE       | 06/30/20 | \$ 1,149.83  | JUNE 2020-SOUTHMOST WATER                        |
| 149510                         | TYLER TECHNOLOGIES        | VARIOUS  | \$ 881.00    | UTILITY BILLING ONLINE COMPONENT/ONSITE FEES     |
| <b>CHECKS 149511-149523</b>    |                           |          |              | <b>UTILITY DEPOSIT REFUND CHECKS</b>             |
| 149524                         | AGUAWORKS                 | 06/12/20 | \$ 170.16    | AC REPAIR CLAMP-WATER LINE MAINTENANCE           |
| 149525                         | AMAZON.COM                | VARIOUS  | \$ 182.04    | KEYBOARD/MOUSE/COMPUTER STAND-PUBLIC WORKS       |
| 149526                         | CORE & MAIN               | 06/18/20 | \$ 59.80     | BUTTERFLY HANDLE-MATCO VALVE-WATER PLANT         |
| 149527                         | HECTOR'S MUFFLER          | 06/26/20 | \$ 120.00    | REPLACE SERPENTINE BELT-SEWER MACHINE            |
| 149528                         | HOME DEPOT                | VARIOUS  | \$ 174.45    | SUPPLIES FOR MAINTENANCE                         |
| 149529                         | LUIS MASCORRO             | VARIOUS  | \$ 860.00    | REPAIR LS CONTROL PANEL/LIFT STATION REPAIR      |
| 149530                         | OFFICE DEPOT              | VARIOUS  | \$ 183.26    | OFFICE SUPPLIES                                  |
| 149531                         | STAPLES                   | VARIOUS  | \$ 402.44    | OFFICE SUPPLIES                                  |
| 149532                         | USA BLUEBOOK              | VARIOUS  | \$ 1,771.82  | PERISTALTIC METERING PUMP/DISSOLVED OX METER-I   |
| 149533                         | FIRST COMMUNITY BANK      | VARIOUS  | \$ 8.31      | MONTHLY FEES                                     |
| 149534                         | A3 CONSTRUCTION           | 07/11/20 | \$ 2,800.00  | REPLACE DUCTAL IRON PIPE-S. ARROYO LIFT STATION  |
| 149535                         | AGUAWORKS                 | VARIOUS  | \$ 1,585.12  | 6" GATE VALVES/PVC CLAMPS METER COUPLINGS        |
| 149536                         | ANA-LAB                   | 07/09/20 | \$ 134.00    | ROUTINE TOC WATER TESTING-RAW,WATER, COMBINE     |
| 149537                         | AT&T MOBILITY             | 06/19/20 | \$ 335.09    | MOBILE PHONE SERVICE-WATER/SEWER DEPT            |
| 149538                         | CCID #6                   | 06/30/20 | \$ 904.67    | JUNE 2020-RAW WATER                              |
| 149539                         | CHEMTX INDUSTRIES         | 07/03/20 | \$ 305.00    | MOVE OUT CHEMICAL                                |
| 149540                         | CINTAS CORPORATION        | 07/07/20 | \$ 94.92     | MEDICAL SUPPLIES-PUBLIC WORKS                    |
| 149541                         | CITY OF LOS FRESNOS       | 06/20/20 | \$ 215.82    | WATER/SEWER/GARB-SEWER PLANT/LIFT STATION        |
| 149542                         | CITY OF LOS FRESNOS       | 06/20/20 | VOID         | VOIDED CHECK-CONTINUED                           |
| 149543                         | COMPUTER SUPPLIES         | 07/14/20 | \$ 1,849.63  | UTILITY BILLS/DISCONNECT BILLS                   |
| 149544                         | DEPT OF STATE HEALTH SERV | 07/01/20 | \$ 695.77    | WATER SAMPLES-TCEQ                               |
| 149545                         | DEPT OF STATE HEALTH SERV | 07/01/20 | \$ 63.56     | 6 ROUTINE WATER SAMPLES/ 1-CONSTRUCTION SAMPL    |
| 149546                         | EDWARD'S PEST MANAGEMENT  | 07/02/20 | \$ 49.00     | PEST CONTROL-SERVICE CENTER                      |
| 149547                         | FUELMAN                   | VARIOUS  | \$ 421.24    | FUEL FOR WATER/SEWER VEHICLES                    |
| 149548                         | HUTHER AND ASSOCIATES     | 06/30/20 | \$ 1,100.00  | 2ND QTR BIOMONITOR TEST-WWTP                     |
| 149549                         | INTEGRITY TESTING         | 07/02/20 | \$ 776.00    | JUNE 2020-SEWER PLANT TESTING                    |
| 149550                         | LA HORMIGA TIRE SHOP      | VARIOUS  | \$ 20.00     | FLAT REPAIRS-PUBLIC WORKS VEHICLES               |
| 149551                         | LUIS MASCORRO             | VARIOUS  | \$ 190.00    | RETURN ACTIVATED PUMP REPAIRS                    |
| 149552                         | MAXIMINO TORRES           | 07/04/20 | \$ 186.00    | CLEANING-W/S VEHICLES                            |
| 149553                         | O'REILLY AUTO             | VARIOUS  | \$ 443.55    | JUNE 2020-SUPPLIES FOR MAINTENANCE               |
| 149554                         | PUTT BRO'S                | 07/10/20 | \$ 20,100.00 | FIRE HYDRANT REPLACEMENT-S. ARROYO               |
| 149555                         | SMARTCOM TELEPHONE        | 07/08/20 | \$ 141.32    | INTERNET SERVICE-WATER/SEWER DEPT                |
| 149556                         | STAFF FORCE INC           | VARIOUS  | \$ 2,433.20  | CONTRACT LABOR-WEEKENDING 6/28,7/5/20            |
| 149557                         | TYLER TECHNOLOGIES        | 06/30/20 | \$ 7.30      | UTILITY BILL NOTIFICATIONS 4/1-6/30/20           |
| 149558                         | USA BLUEBOOK              | 06/23/20 | \$ 2,474.21  | 4 FIRE HYDRANT REPAIR KITS                       |
| 149559                         | VEAE SERVICES             | VARIOUS  | \$ 247.50    | IT NETWORK REPAIRS-PD RADIOS/PW NETWORK/CH NE    |
| 149560                         | VEAE COMMUNICATION        | VARIOUS  | \$ 135.27    | VIDEO CAMERA'S COMMUNITY CENTER/SERVER RACK-I    |
| 149561                         | WELLS FARGO BANK          | 06/26/20 | \$ 5,756.15  | INTEREST-LOSF909ACT                              |
| 149562                         | ZARSKY LUMBER             | VARIOUS  | \$ 994.26    | MARCH/APRIL 2020-SUPPLIES FOR MAINTENANCE        |
| 149563                         | ZEPEDA SPRINKER           | 06/23/20 | \$ 450.00    | 6 LIFT STATIONS-BACFLOW TESTS                    |
| 149564                         | DAVID PERALES             | 07/12/20 | \$ 9.42      | REIMBURSE-BATTERIES FOR CHLORIMETER              |
| 149565                         | A3 CONSTRUCTION           | 07/22/20 | \$ 2,100.00  | REPAIR COLLAPED SEWER LINE-200 BLK E.10TH STREET |
| 149566                         | ANA LAB                   | 07/23/20 | \$ 134.00    | ROUTINE WATER TESTING                            |
| 149567                         | AQUA METRICS              | 07/14/20 | \$ 819.44    | WATER METER                                      |
| 149568                         | AUTO ZONE                 | 06/10/20 | \$ 12.94     | FLEX HOSE FOR WWP                                |

Attachment: CC Financial Report - July 2020 (3539 : Financial Report)

|                                      |                         |              |                                      |  |
|--------------------------------------|-------------------------|--------------|--------------------------------------|--|
| 149569                               | BURTON COMPANIES        | 07/24/20     | \$ 12.04                             | HYDRAULIC ADAPTER FOR BACKHOE                  |
| 149570                               | CHEMTRADE CHEMICALS     | 06/25/20     | \$ 6,203.61                          | WATER PLANT CHEMICALS                          |
| 149571                               | CITY OF LOS FRESNOS     | 07/20/20     | \$ 201.43                            | WATER SERVICE-SEWER PLANT/LIFT STATION         |
| 149572                               | CORE & MAIN             | 07/17/20     | \$ 151.20                            | BLUE & GREEN MARKING PAINT                     |
| 149573                               | DIRECT ENERGY           | 06/29/20     | \$ 7,953.59                          | ELECTRICITY-WATER/SEWER DEPT                   |
| 149574                               | DIRECT ENERGY           | 06/29/20     | VOID                                 | VOIDED CHECK-CONTINUED                         |
| 149575                               | DPC INDUSTRIES          | 06/30/20     | \$ 8,656.15                          | WATER PLANT / WASTEWATER PLANT CHEMICAL/CHEM   |
| 149576                               | EAST RIO HONDO WATER    | VARIOUS      | \$ 295.47                            | WATER SERVICE-EDAP LIFT STATIONS               |
| 149577                               | FIRST COMMUNITY BANK    | VARIOUS      | \$ 4.25                              | BANK FEES                                      |
| 149578                               | FUELMAN                 | VARIOUS      | \$ 490.39                            | FUEL FOR WATER/SEWER VEHICLES                  |
| 149579                               | HACH CHEMICALS          | 07/17/20     | \$ 1,808.27                          | CHEM KEY/ REGEANTS-WATER/SEWER DEPT            |
| 149580                               | HECTOR'S MUFFLER        | VARIOUS      | \$ 203.98                            | REPLACE SHOCKS WS-054/REPAIR SEWER TAPE        |
| 149581                               | HOME DEPOT CREDIT       | VARIOUS      | \$ 210.81                            | PAINT FOR FIRE HYDRANTS/SUPPLIES FOR MAINTENAN |
| 149582                               | LUIS MASCORRO           | VARIOUS      | \$ 190.00                            | RETURN ACTIVATED PUMP REPAIRS/SOUTH ARROYO L   |
| 149583                               | MAGIC VALLEY ELEC       | 07/17/20     | \$ 76.89                             | ELE-LIFT STATION-CACTUS ROAD                   |
| 149584                               | NEW CORE                | VARIOUS      | \$ 627.00                            | CONVERT PUMP TO BE USED AT WWP TRANSFER STAT   |
| 149585                               | OFFICE DEPOT            | 07/10/20     | \$ 113.73                            | OFFICE SUPPLIES                                |
| 149586                               | PRAXAIR                 | 07/22/20     | \$ 47.90                             | CHEMICAL/CYLINDER RENTAL                       |
| 149587                               | RIO HYDROLOGICS         | 07/24/20     | \$ 212.50                            | REPAIR BACKHOE FRONT BUCKET CYLINDER           |
| 149588                               | STAFF FORCE INC         | VARIOUS      | \$ 2,492.00                          | CONTRACT LABOR-WEEKENDING 7/12,7/19/20         |
| 149589                               | US JETTING              | 06/05/20     | \$ 69.74                             | SUPPLIES FOR SEWER CLEANING MACHINE            |
| 149590                               | VEAE SERVICES           | 07/18/20     | \$ 26.54                             | PHONE SERVICE-WATER/SEWER DEPT                 |
| 149591                               | ZARSKY LUMBER           | VARIOUS      | \$ 632.17                            | MAY/JUNE 2020 SUPPLIES FOR MAINTENANCE         |
| 149592                               | ZARSKY LUMBER           | VARIOUS      | VOID                                 | VOIDED CHECK-CONTINUED                         |
| <b>CHECKS 149593-149604</b>          |                         |              | <b>UTILITY DEPOSIT REFUND CHECKS</b> |  |
|                                      |                         | <b>TOTAL</b> | <b>\$ 161,736.34</b>                 |  |
| <b>UTILITY DEPOSIT REFUND CHECKS</b> |                         |              |                                      |  |
| 149511                               | WILLIAMS, ERIC          | 07/02/20     | \$ 64.92                             | ACCT #01-06080-04 UTILITY DEPOSIT REFUND       |
| 149512                               | FLORES, ELIZA           | 07/02/20     | \$ 103.21                            | ACCT #02-20340-05 UTILITY DEPOSIT REFUND       |
| 149513                               | EXTRAORDINARY LIGHTING  | 07/02/20     | \$ 81.60                             | ACCT #02-21601-02 UTILITY DEPOSIT REFUND       |
| 149514                               | HALL, ROLAND            | 07/02/20     | \$ 34.19                             | ACCT #02-22016-08 UTILITY DEPOSIT REFUND       |
| 149515                               | AVALOS, RUDY            | 07/02/20     | \$ 35.64                             | ACCT #03-06120-07 UTILITY DEPOSIT REFUND       |
| 149516                               | MARTINEZ-GARAYZ, MONICA | 07/02/20     | \$ 107.00                            | ACCT #03-06144-16 UTILITY DEPOSIT REFUND       |
| 149517                               | CLASSY CROSSINGS (LSG)  | 07/02/20     | \$ 94.51                             | ACCT #03-09340-01 UTILITY DEPOSIT REFUND       |
| 149518                               | YOUNG, DAVID            | 07/02/20     | \$ 62.94                             | ACCT #03-14001-00 UTILITY DEPOSIT REFUND       |
| 149519                               | ATKINSON, ANNIKA        | 07/02/20     | \$ 98.08                             | ACCT #03-28214-02 UTILITY DEPOSIT REFUND       |
| 149520                               | SANDELL, MODESTO        | 07/02/20     | \$ 96.74                             | ACCT #04-03107-00 UTILITY DEPOSIT REFUND       |
| 149521                               | HERNANDEZ, FRANCISCO    | 07/02/20     | \$ 7.78                              | ACCT #04-04105-00 UTILITY DEPOSIT REFUND       |
| 149522                               | SALINAS, JUAN           | 07/02/20     | \$ 35.33                             | ACCT #05-00721-02 UTILITY DEPOSIT REFUND       |
| 149523                               | PEREZ, DALHIA           | 07/02/20     | \$ 17.87                             | ACCT #05-10620-00 UTILITY DEPOSIT REFUND       |
| 149593                               | YEPEZ, SUSANNE          | 07/31/20     | \$ 61.19                             | ACCT #01-02800-10 UTILITY DEPOSIT REFUND       |
| 149594                               | GONZALEZ, OLGA          | 07/31/20     | \$ 102.47                            | ACCT #01-11070-04 UTILITY DEPOSIT REFUND       |
| 149595                               | LOO, RODOLFO            | 07/31/20     | \$ 33.41                             | ACCT #02-10351-00 UTILITY DEPOSIT REFUND       |
| 149596                               | ARREDONDO, RACHEL       | 07/31/20     | \$ 7.62                              | ACCT #02-21464-08 UTILITY DEPOSIT REFUND       |
| 149597                               | BUSSE, LARA             | 07/31/20     | \$ 115.34                            | ACCT #02-21480-05 UTILITY DEPOSIT REFUND       |
| 149598                               | ZIWA CORPORATION        | 07/31/20     | \$ 95.97                             | ACCT #03-00749-02 UTILITY DEPOSIT REFUND       |
| 149599                               | RENMAR CATERING         | 07/31/20     | \$ 33.90                             | ACCT #03-04494-02 UTILITY DEPOSIT REFUND       |
| 149600                               | RODRIGUEZ,OMAR          | 07/31/20     | \$ 59.39                             | ACCT #03-06100-02 UTILITY DEPOSIT REFUND       |
| 149601                               | CALVILLO, KAREN         | 07/31/20     | \$ 13.74                             | ACCT #03-06126-13 UTILITY DEPOSIT REFUND       |
| 149602                               | NEWMAN, JAMES           | 07/31/20     | \$ 68.93                             | ACCT #03-16810-01 UTILITY DEPOSIT REFUND       |
| 149603                               | BARTNICKI, MOISES       | 07/31/20     | \$ 33.65                             | ACCT #04-02100-00 UTILITY DEPOSIT REFUND       |
| 149604                               | BAYLOR, MISTY           | 07/31/20     | \$ 33.41                             | ACCT #05-31468-00 UTILITY DEPOSIT REFUND       |
|                                      |                         | <b>TOTAL</b> | <b>\$ 1,498.83</b>                   |  |

CITY OF LOS FRESNOS  
REVENUE & EXPENSE REPORT (UNAUDITED)  
AS OF: JULY 31ST, 2020

05 - UTILITY FUND  
FINANCIAL SUMMARY

% OF YEAR COMPLETED: 83.33

|                                   | CURRENT<br>BUDGET | CURRENT<br>PERIOD | YEAR TO DATE<br>ACTUAL | TOTAL<br>ENCUMBERED | BUDGET<br>BALANCE | % YTD<br>BUDGET |
|-----------------------------------|-------------------|-------------------|------------------------|---------------------|-------------------|-----------------|
| <u>REVENUE SUMMARY</u>            |                   |                   |                        |                     |                   |                 |
| 00-REVENUES                       | 2,720,377         | 232,891.41        | 2,359,950.75           | 0.00                | 360,426.25        | 86.75           |
| 44-MISCELLANEOUS INCOME           | 0                 | 0.00              | 167.47                 | 0.00                | ( 167.47)         | 0.00            |
| TOTAL REVENUES                    | 2,720,377         | 232,891.41        | 2,360,118.22           | 0.00                | 360,258.78        | 86.76           |
|                                   | =====             | =====             | =====                  | =====               | =====             | =====           |
| <u>EXPENDITURE SUMMARY</u>        |                   |                   |                        |                     |                   |                 |
| 02-WATER ADMINISTRATION           | 497,838           | 31,894.21         | 403,825.54             | 9,702.62            | 84,309.34         | 83.06           |
| 05-INFORMATION TECHNOLOG          | 28,516            | 975.63            | 19,551.92              | 2,051.44            | 6,912.64          | 75.76           |
| 26-WATER SUPPLIES                 | 122,500           | 6,326.65          | 129,796.00             | 18,222.42           | ( 25,518.42)      | 120.83          |
| 27-MAINTENANCE OF WATER S         | 13,500            | 143.92            | 4,357.72               | 1,902.59            | 7,239.69          | 46.37           |
| 28-MAINTENANCE OF WATER E         | 56,000            | 20,630.85         | 41,537.73              | 2,756.22            | 11,706.05         | 79.10           |
| 29-WATER PURCHASES                | 35,798            | 0.00              | 31,176.31              | 0.00                | 4,621.69          | 87.09           |
| 30-WATER MISCELLANEOUS EX         | 436,487           | 0.00              | 126,847.51             | 0.00                | 309,639.49        | 29.06           |
| 20-CAPITAL OUTLAY                 | 92,752            | 819.44            | 16,008.88              | 0.00                | 76,743.14         | 17.26           |
| 32-WATER BONDED INDEBTEDN         | 93,328            | 0.00              | 60,328.61              | 0.00                | 32,999.39         | 64.64           |
| 34-SEWER ADMINISTRATION           | 600,803           | 37,066.31         | 501,885.05             | 167.61              | 98,749.84         | 83.56           |
| 35-INFORMATION TECHNOLOG          | 28,515            | 975.63            | 19,551.96              | 2,051.44            | 6,911.62          | 75.76           |
| 36-SEWER SUPPLIES                 | 73,250            | 4,601.88          | 61,496.73              | 3,297.64            | 8,455.63          | 88.46           |
| 37-MAINTENANCE OF SEWER S         | 12,800            | 535.00            | 8,679.24               | 2,457.52            | 1,663.24          | 87.01           |
| 38-MAINTENANCE OF SEWER E         | 81,000            | 6,094.03          | 89,545.93              | 2,509.41            | ( 11,055.34)      | 113.65          |
| 39-SEWER MISC. EXPENSES           | 553,500           | 0.00              | 23,543.00              | 0.00                | 529,957.00        | 4.25            |
| 41-SEWER BONDED INDEBTEDN         | 60,047            | 0.00              | 16,138.25              | 0.00                | 43,908.75         | 26.88           |
| 52-TRANSFER OUT                   | 641,442           | 37,506.25         | 542,872.00             | 0.00                | 98,570.00         | 84.63           |
| TOTAL EXPENDITURES                | 3,428,075         | 147,569.80        | 2,097,142.38           | 45,118.91           | 1,285,813.75      | 62.49           |
|                                   | =====             | =====             | =====                  | =====               | =====             | =====           |
| REVENUE OVER/(UNDER) EXPENDITURES | ( 707,698)        | 85,321.61         | 262,975.84             | ( 45,118.91)        | ( 925,554.97)     | 30.78-          |
|                                   | =====             | =====             | =====                  | =====               | =====             | =====           |

Attachment: CC Financial Report - July 2020 (3539 : Financial Report)

[illegible]



CITY OF LOS FRESNOS  
REVENUE & EXPENSE REPORT (UNAUDITED)  
AS OF: JULY 31ST, 2020

09 -COMMUNITY DEVELOPMENT COR  
FINANCIAL SUMMARY

% OF YEAR COMPLETED: 83.33

|                                    | CURRENT<br>BUDGET | CURRENT<br>PERIOD | YEAR TO DATE<br>ACTUAL | TOTAL<br>ENCUMBERED | BUDGET<br>BALANCE | % YTD<br>BUDGET |
|------------------------------------|-------------------|-------------------|------------------------|---------------------|-------------------|-----------------|
| <u>REVENUE SUMMARY</u>             |                   |                   |                        |                     |                   |                 |
| 52-CDC DISBURSEMENTS               | 421,550           | 42,406.15         | 361,207.45             | 0.00                | 60,342.55         | 85.69           |
| TOTAL REVENUES                     | 421,550           | 42,406.15         | 361,207.45             | 0.00                | 60,342.55         | 85.69           |
|                                    | =====             | =====             | =====                  | =====               | =====             | =====           |
| <u>EXPENDITURE SUMMARY</u>         |                   |                   |                        |                     |                   |                 |
| 52-CDC DISBURSEMENTS               | 421,550           | 204,320.13        | 399,956.25             | 29,635.05           | ( 8,041.30)       | 101.91          |
| TOTAL EXPENDITURES                 | 421,550           | 204,320.13        | 399,956.25             | 29,635.05           | ( 8,041.30)       | 101.91          |
|                                    | =====             | =====             | =====                  | =====               | =====             | =====           |
| REVENUE OVER/ (UNDER) EXPENDITURES | 0                 | ( 161,913.98)     | ( 38,748.80)           | ( 29,635.05)        | 68,383.85         | 0.00            |
|                                    | =====             | =====             | =====                  | =====               | =====             | =====           |

Attachment: CC Financial Report - July 2020 (3539 : Financial Report)

CITY OF LOS FRESNOS  
REVENUE & EXPENSE REPORT (UNAUDITED)  
AS OF: JULY 31ST, 2020

09 -COMMUNITY DEVELOPMENT COR

% OF YEAR COMPLETED: 83.33

| REVENUES                    | CURRENT<br>BUDGET | CURRENT<br>PERIOD | YEAR TO DATE<br>ACTUAL | TOTAL<br>ENCUMBERED | BUDGET<br>BALANCE | % YTD<br>BUDGET |
|-----------------------------|-------------------|-------------------|------------------------|---------------------|-------------------|-----------------|
| <hr/>                       |                   |                   |                        |                     |                   |                 |
| 52-CDC DISBURSEMENTS        |                   |                   |                        |                     |                   |                 |
| =====                       |                   |                   |                        |                     |                   |                 |
| 10-NON-CATEGORIZED          |                   |                   |                        |                     |                   |                 |
| 09-452-1010 SALES TAX       | 420,000           | 42,406.15         | 359,731.35             | 0.00                | 60,268.65         | 85.65           |
| 09-452-1050 INTEREST EARNED | 1,550             | 0.00              | 1,476.10               | 0.00                | 73.90             | 95.23           |
| TOTAL 10-NON-CATEGORIZED    | 421,550           | 42,406.15         | 361,207.45             | 0.00                | 60,342.55         | 85.69           |
| <hr/>                       |                   |                   |                        |                     |                   |                 |
| 11-NON-CATEGORIZED          |                   |                   |                        |                     |                   |                 |
| <hr/>                       |                   |                   |                        |                     |                   |                 |
| 99-OTHER REVENUE            |                   |                   |                        |                     |                   |                 |
| <hr/>                       |                   |                   |                        |                     |                   |                 |
| TOTAL 52-CDC DISBURSEMENTS  | 421,550           | 42,406.15         | 361,207.45             | 0.00                | 60,342.55         | 85.69           |
| =====                       | =====             | =====             | =====                  | =====               | =====             | =====           |
| 44-MISCELLANEOUS INCOME     |                   |                   |                        |                     |                   |                 |
| =====                       |                   |                   |                        |                     |                   |                 |
| 10-NON-CATEGORIZED          |                   |                   |                        |                     |                   |                 |
| =====                       | =====             | =====             | =====                  | =====               | =====             | =====           |
| TOTAL REVENUE               | 421,550           | 42,406.15         | 361,207.45             | 0.00                | 60,342.55         | 85.69           |
| =====                       | =====             | =====             | =====                  | =====               | =====             | =====           |

CITY OF LOS FRESNOS  
REVENUE & EXPENSE REPORT (UNAUDITED)  
AS OF: JULY 31ST, 2020

09 -COMMUNITY DEVELOPMENT COR  
DEPARTMENT - 52-CDC DISBURSEMENTS

% OF YEAR COMPLETED: 83.33

| DEPARTMENTAL EXPENDITURES               | CURRENT<br>BUDGET | CURRENT<br>PERIOD | YEAR TO DATE<br>ACTUAL | TOTAL<br>ENCUMBERED | BUDGET<br>BALANCE | % YTD<br>BUDGET |
|---|-------------------|-------------------|------------------------|---------------------|-------------------|-----------------|
| <u>01-SALARIES</u>                      |                   |                   |                        |                     |                   |                 |
| 09-552-01100 SALARIES                   | 12,080            | 730.00            | 10,280.00              | 0.00                | 1,800.00          | 85.10           |
| TOTAL 01-SALARIES                       | 12,080            | 730.00            | 10,280.00              | 0.00                | 1,800.00          | 85.10           |
| <u>02-EMPLOYEE BENEFITS</u>             |                   |                   |                        |                     |                   |                 |
| 09-552-02100 FICA EXPENSE               | 822               | 45.26             | 637.36                 | 0.00                | 184.64            | 77.54           |
| 09-552-02105 MEDICARE EXPENSE           | 275               | 10.59             | 149.07                 | 0.00                | 125.93            | 54.21           |
| 09-552-02107 TWC EXPENSE                | 270               | 11.68             | 60.56                  | 0.00                | 209.44            | 22.43           |
| 09-552-02160 WORKER'S COMP              | 123               | 2.20              | 31.49                  | 0.00                | 91.51             | 25.60           |
| TOTAL 02-EMPLOYEE BENEFITS              | 1,490             | 69.73             | 878.48                 | 0.00                | 611.52            | 58.96           |
| <u>03-CONTRACT LABOR</u>                |                   |                   |                        |                     |                   |                 |
| 09-552-03110 ATTORNEY                   | 500               | 0.00              | 0.00                   | 0.00                | 500.00            | 0.00            |
| 09-552-03115 AUDITOR                    | 5,550             | 0.00              | 5,550.00               | 0.00                | 0.00              | 100.00          |
| 09-552-03120 PROFESSIONAL SERVICES      | 39,100            | 2,430.00          | 34,240.00              | 0.00                | 4,860.00          | 87.57           |
| 09-552-03121 BUSINESS RECRUIT AND DEVEL | 9,600             | 800.00            | 8,000.00               | 0.00                | 1,600.00          | 83.33           |
| TOTAL 03-CONTRACT LABOR                 | 54,750            | 3,230.00          | 47,790.00              | 0.00                | 6,960.00          | 87.29           |
| <u>04-SUPPLIES</u>                      |                   |                   |                        |                     |                   |                 |
| 09-552-04100 OFFICE SUPPLIES & PRINTING | 5,500             | 16.45             | 5,066.85               | 0.00                | 433.15            | 92.12           |
| TOTAL 04-SUPPLIES                       | 5,500             | 16.45             | 5,066.85               | 0.00                | 433.15            | 92.12           |
| <u>05-UTILITIES</u>                     |                   |                   |                        |                     |                   |                 |
| <u>06-ADVERTISING</u>                   |                   |                   |                        |                     |                   |                 |
| 09-552-06100 CITY PROMOTION             | 24,050            | 0.00              | 24,050.00              | 0.00                | 0.00              | 100.00          |
| 09-552-06120 ADVERTISING                | 5,750             | 360.00            | 4,251.00               | 0.00                | 1,499.00          | 73.93           |
| TOTAL 06-ADVERTISING                    | 29,800            | 360.00            | 28,301.00              | 0.00                | 1,499.00          | 94.97           |
| <u>09-TRAVEL &amp; SCHOOL</u>           |                   |                   |                        |                     |                   |                 |
| 09-552-09100 TRAVEL/SEMINARS            | 2,000             | 0.00              | 1,733.42               | 0.00                | 266.58            | 86.67           |
| 09-552-09110 TRAINING/SEMINARS          | 0                 | 0.00              | 0.00                   | 445.05 (            | 445.05)           | 0.00            |
| TOTAL 09-TRAVEL & SCHOOL                | 2,000             | 0.00              | 1,733.42               | 445.05 (            | 178.47)           | 108.92          |
| <u>10-DUES &amp; MEMBERSHIPS</u>        |                   |                   |                        |                     |                   |                 |
| 09-552-10100 DUES & MEMBERSHIPS         | 2,000             | 82.95             | 982.45                 | 0.00                | 1,017.55          | 49.12           |
| TOTAL 10-DUES & MEMBERSHIPS             | 2,000             | 82.95             | 982.45                 | 0.00                | 1,017.55          | 49.12           |
| <u>11-MAINTENANCE</u>                   |                   |                   |                        |                     |                   |                 |
| 09-552-11150 SPECIAL PROJECTS           | 115,110           | 0.00              | 85,440.27              | 29,190.00           | 479.73            | 99.58           |
| TOTAL 11-MAINTENANCE                    | 115,110           | 0.00              | 85,440.27              | 29,190.00           | 479.73            | 99.58           |

CITY OF LOS FRESNOS  
REVENUE & EXPENSE REPORT (UNAUDITED)  
AS OF: JULY 31ST, 2020

09 -COMMUNITY DEVELOPMENT COR  
DEPARTMENT - 52-CDC DISBURSEMENTS

% OF YEAR COMPLETED: 83.33

| DEPARTMENTAL EXPENDITURES               | CURRENT<br>BUDGET | CURRENT<br>PERIOD | YEAR TO DATE<br>ACTUAL | TOTAL<br>ENCUMBERED | BUDGET<br>BALANCE | % YTD<br>BUDGET |
|---|-------------------|-------------------|------------------------|---------------------|-------------------|-----------------|
| <u>12-INSURANCE</u>                     |                   |                   |                        |                     |                   |                 |
| 09-552-12100 INSURANCE                  | 300               | 0.00              | 289.10                 | 0.00                | 10.90             | 96.37           |
| TOTAL 12-INSURANCE                      | 300               | 0.00              | 289.10                 | 0.00                | 10.90             | 96.37           |
| <u>13-EQUIPMENT</u>                     |                   |                   |                        |                     |                   |                 |
| 09-552-13500 CAPITAL OUTLAY             | 90,414            | 114,331.00        | 114,331.00             | 0.00 (              | 23,917.00)        | 126.45          |
| TOTAL 13-EQUIPMENT                      | 90,414            | 114,331.00        | 114,331.00             | 0.00 (              | 23,917.00)        | 126.45          |
| <u>14-COMPUTER SOFTWARE</u>             |                   |                   |                        |                     |                   |                 |
| <u>30-NON-SPECIFIC</u>                  |                   |                   |                        |                     |                   |                 |
| 09-552-30100 BUSINESS INCENTIVE PROGRAM | 9,806             | 2,500.00          | 6,815.00               | 0.00                | 2,991.00          | 69.50           |
| 09-552-30130 GENERAL FUND ADMIN         | 15,000            | 0.00              | 15,000.00              | 0.00                | 0.00              | 100.00          |
| 09-552-30131 TRANSFER DEBT SERVICE I&S  | 83,000            | 83,000.00         | 83,000.00              | 0.00                | 0.00              | 100.00          |
| TOTAL 30-NON-SPECIFIC                   | 107,806           | 85,500.00         | 104,815.00             | 0.00                | 2,991.00          | 97.23           |
| <u>40-NON-SPECIFIC</u>                  |                   |                   |                        |                     |                   |                 |
| <u>80-BOND PAYMENTS</u>                 |                   |                   |                        |                     |                   |                 |
| <u>99-MISCELLANEOUS &amp; CONTIN</u>    |                   |                   |                        |                     |                   |                 |
| 09-552-99100 MISCELLANEOUS              | 300               | 0.00              | 48.68                  | 0.00                | 251.32            | 16.23           |
| TOTAL 99-MISCELLANEOUS & CONTIN         | 300               | 0.00              | 48.68                  | 0.00                | 251.32            | 16.23           |
| TOTAL 52-CDC DISBURSEMENTS              | 421,550           | 204,320.13        | 399,956.25             | 29,635.05 (         | 8,041.30)         | 101.91          |
| =====                                   | =====             | =====             | =====                  | =====               | =====             | =====           |



CITY OF LOS FRESNOS  
REVENUE & EXPENSE REPORT (UNAUDITED)  
AS OF: JULY 31ST, 2020

09 -COMMUNITY DEVELOPMENT COR  
DEPARTMENT - 99-Capital Outlay

% OF YEAR COMPLETED: 83.33

| DEPARTMENTAL EXPENDITURES | CURRENT<br>BUDGET | CURRENT<br>PERIOD | YEAR TO DATE<br>ACTUAL | TOTAL<br>ENCUMBERED | BUDGET<br>BALANCE | % YTD<br>BUDGET |
|---------------------------|-------------------|-------------------|------------------------|---------------------|-------------------|-----------------|
| 99-MISCELLANEOUS & CONTIN | =====             | =====             | =====                  | =====               | =====             | =====           |

CITY OF LOS FRESNOS  
REVENUE & EXPENSE REPORT (UNAUDITED)  
AS OF: JULY 31ST, 2020

09 -COMMUNITY DEVELOPMENT COR  
DEPARTMENT - 53-CDC BOND DISBURSEMENTS

% OF YEAR COMPLETED: 83.33

| DEPARTMENTAL EXPENDITURES         | CURRENT<br>BUDGET | CURRENT<br>PERIOD | YEAR TO DATE<br>ACTUAL | TOTAL<br>ENCUMBERED | BUDGET<br>BALANCE | % YTD<br>BUDGET |
|-----------------------------------|-------------------|-------------------|------------------------|---------------------|-------------------|-----------------|
| 11-MAINTENANCE                    |                   |                   |                        |                     |                   |                 |
| 30-NON-SPECIFIC                   |                   |                   |                        |                     |                   |                 |
| TOTAL EXPENDITURES                | 421,550           | 204,320.13        | 399,956.25             | 29,635.05 (         | 8,041.30)         | 101.91          |
| REVENUE OVER/(UNDER) EXPENDITURES | 0 (               | 161,913.98)       | ( 38,748.80)           | ( 29,635.05)        | 68,383.85         | 0.00            |

# Sales Tax Report

## FY19-20

|                               | 2c                     |                        |                      |                 | 1-1/2c (General Fund Portion) |                        |                      |                 | 1/2c (CDC Portion)   |                      |                     |                 |
|-------------------------------|------------------------|------------------------|----------------------|-----------------|-------------------------------|------------------------|----------------------|-----------------|----------------------|----------------------|---------------------|-----------------|
|                               | FY18-19                | FY17-18                | Inc(Dec)<br>(\$)     | Inc(Dec)<br>(%) | FY18-19                       | FY17-18                | Inc(Dec)<br>(\$)     | Inc(Dec)<br>(%) | FY18-19              | FY17-18              | Inc(Dec)<br>(\$)    | Inc(Dec)<br>(%) |
| <u>Paid</u>                   |                        |                        |                      |                 |                               |                        |                      |                 |                      |                      |                     |                 |
| October                       | 142,634.96             | 114,509.39             | 28,125.57            | 24.56%          | 106,976.22                    | 85,882.04              | 21,094.18            | 24.56%          | 35,658.74            | 28,627.35            | 7,031.39            | 24.56%          |
| November                      | 126,677.77             | 109,338.63             | 17,339.14            | 15.86%          | 95,008.33                     | 82,003.97              | 13,004.36            | 15.86%          | 31,669.44            | 27,334.66            | 4,334.79            | 15.86%          |
| December                      | 112,867.33             | 103,195.45             | 9,671.88             | 9.37%           | 84,650.50                     | 77,396.59              | 7,253.91             | 9.37%           | 28,216.83            | 25,798.86            | 2,417.97            | 9.37%           |
| January                       | 111,217.54             | 110,304.96             | 912.58               | 0.83%           | 83,413.16                     | 82,728.72              | 684.43               | 0.83%           | 27,804.39            | 27,576.24            | 228.14              | 0.83%           |
| February                      | 212,230.34             | 131,130.82             | 81,099.52            | 61.85%          | 159,172.76                    | 98,348.12              | 60,824.64            | 61.85%          | 53,057.59            | 32,782.71            | 20,274.88           | 61.85%          |
| March                         | 113,566.31             | 99,829.00              | 13,737.31            | 13.76%          | 85,174.73                     | 74,871.75              | 10,302.98            | 13.76%          | 28,391.58            | 24,957.25            | 3,434.33            | 13.76%          |
| April                         | 122,184.20             | 100,976.00             | 21,208.20            | 21.00%          | 91,638.15                     | 75,732.00              | 15,906.15            | 21.00%          | 30,546.05            | 25,244.00            | 5,302.05            | 21.00%          |
| May                           | 141,119.82             | 142,667.08             | (1,547.26)           | -1.08%          | 105,839.87                    | 107,000.31             | (1,160.44)           | -1.08%          | 35,279.96            | 35,666.77            | (386.81)            | -1.08%          |
| June                          | 127,522.36             | 109,989.07             | 17,533.29            | 15.94%          | 95,641.77                     | 82,491.80              | 13,149.97            | 15.94%          | 31,880.59            | 27,497.27            | 4,383.32            | 15.94%          |
| July                          | 131,731.22             | 125,789.13             | 5,942.09             | 4.72%           | 98,798.42                     | 94,341.85              | 4,456.57             | 4.72%           | 32,932.81            | 31,447.28            | 1,485.52            | 4.72%           |
| August                        | 141,036.65             | 134,113.34             | 6,923.31             | 5.16%           | 105,777.49                    | 100,585.01             | 5,192.48             | 5.16%           | 35,259.16            | 33,528.34            | 1,730.83            | 5.16%           |
| September                     | 141,667.46             | 124,334.26             | 17,333.20            | 13.94%          | 106,250.59                    | 93,250.70              | 12,999.90            | 13.94%          | 35,416.86            | 31,083.57            | 4,333.30            | 13.94%          |
| <b>TOTAL SALES ACTIVITIES</b> | <b>\$ 1,624,455.96</b> | <b>\$ 1,406,177.13</b> | <b>\$ 172,814.12</b> | <b>15.52%</b>   | <b>\$ 1,218,341.97</b>        | <b>\$ 1,054,632.85</b> | <b>\$ 129,610.59</b> | <b>15.52%</b>   | <b>\$ 406,113.99</b> | <b>\$ 351,544.28</b> | <b>\$ 43,203.53</b> | <b>15.52%</b>   |

|                               | 2c                     |                        |                     |                 | 1-1/2c (General Fund Portion) |                        |                     |                 | 1/2c (CDC Portion)   |                      |                     |                 |
|-------------------------------|------------------------|------------------------|---------------------|-----------------|-------------------------------|------------------------|---------------------|-----------------|----------------------|----------------------|---------------------|-----------------|
|                               | FY18-19                | FY17-18                | Inc(Dec)<br>(\$)    | Inc(Dec)<br>(%) | FY18-19                       | FY17-18                | Inc(Dec)<br>(\$)    | Inc(Dec)<br>(%) | FY18-19              | FY17-18              | Inc(Dec)<br>(\$)    | Inc(Dec)<br>(%) |
| <u>Paid</u>                   |                        |                        |                     |                 |                               |                        |                     |                 |                      |                      |                     |                 |
| October                       | 137,245.88             | 142,634.96             | (5,389.08)          | -3.78%          | 102,934.41                    | 106,976.22             | (4,041.81)          | -3.78%          | 34,311.47            | 35,658.74            | (1,347.27)          | -3.78%          |
| November                      | 159,685.57             | 126,677.77             | 33,007.80           | 26.06%          | 119,764.18                    | 95,008.33              | 24,755.85           | 26.06%          | 39,921.39            | 31,669.44            | 8,251.95            | 26.06%          |
| December                      | 138,701.88             | 112,867.33             | 25,834.55           | 22.89%          | 104,026.41                    | 84,650.50              | 19,375.91           | 22.89%          | 34,675.47            | 28,216.83            | 6,458.64            | 22.89%          |
| January                       | 126,834.66             | 111,217.54             | 15,617.12           | 14.04%          | 95,126.00                     | 83,413.16              | 11,712.84           | 14.04%          | 31,708.67            | 27,804.39            | 3,904.28            | 14.04%          |
| February                      | 162,607.38             | 212,230.34             | (49,622.96)         | -23.38%         | 121,955.54                    | 159,172.76             | (37,217.22)         | -23.38%         | 40,651.85            | 53,057.59            | (12,405.74)         | -23.38%         |
| March                         | 128,048.62             | 113,566.31             | 14,482.31           | 12.75%          | 96,036.47                     | 85,174.73              | 10,861.73           | 12.75%          | 32,012.16            | 28,391.58            | 3,620.58            | 12.75%          |
| April                         | 113,435.34             | 122,184.20             | (8,748.86)          | -7.16%          | 85,076.51                     | 91,638.15              | (6,561.64)          | -7.16%          | 28,358.84            | 30,546.05            | (2,187.22)          | -7.16%          |
| May                           | 156,970.44             | 141,119.82             | 15,850.62           | 11.23%          | 117,727.83                    | 105,839.87             | 11,887.97           | 11.23%          | 39,242.61            | 35,279.96            | 3,962.66            | 11.23%          |
| June                          | 145,570.95             | 127,522.36             | 18,048.59           | 14.15%          | 109,178.21                    | 95,641.77              | 13,536.44           | 14.15%          | 36,392.74            | 31,880.59            | 4,512.15            | 14.15%          |
| July                          | 169,624.59             | 131,731.22             | 37,893.37           | 28.77%          | 127,218.44                    | 98,798.42              | 28,420.03           | 28.77%          | 42,406.15            | 32,932.81            | 9,473.34            | 28.77%          |
| <b>TOTAL SALES ACTIVITIES</b> | <b>\$ 1,438,725.31</b> | <b>\$ 1,341,751.85</b> | <b>\$ 96,973.46</b> | <b>7.23%</b>    | <b>\$ 1,079,043.98</b>        | <b>\$ 1,006,313.89</b> | <b>\$ 72,730.10</b> | <b>7.23%</b>    | <b>\$ 359,681.33</b> | <b>\$ 335,437.96</b> | <b>\$ 24,243.37</b> | <b>7.23%</b>    |

\*\*\*\* Sales Tax Amount may be adjusted a the end of the year based on actuals sales activity amounts.

**City Council**  
520 E Ocean Blvd.  
Los Fresnos, TX 78566

Meeting: 08/11/20 06:00 PM  
Department: City Secretary  
Category: Report  
Prepared By: Jacqueline Moya  
Initiator: Jacqueline Moya  
Sponsors:  
DOC ID: 3540

**SCHEDULED**

**ACTION ITEM (ID # 3540)**

---

**Public Works Report July 2020 1. Water and Wastewater  
Activity 2. Calls for Service 3. Building Permits 4. Recycling**

Call with questions.

I recommend approval.

**City of Los Fresnos  
Water Treatment Plant  
And  
Wastewater Treatment Plant**

**Activity for the month of July 2020**

**Water Treatment Plant**

**Total Output: 22,306,977**  
**Daily Average: 719,580**  
**% of Capacity: 72.0%**


**Waste Water Treatment Plant**

**Total Output: 21,615,000**  
**Daily Average: 697,258**  
**% of Capacity: 69.7%**

# CITY OF LOS FRESNOS

## PUBLIC WORKS DEPARTMENT MONTHLY REPORT JULY 2020

| CALLS FOR SERVICE                       | MONTH TOTAL | YEAR TO DATE |
|---|-------------|--------------|
| Service Connects/Disconnects            | 38          | 374          |
| Rereads/Meter Info                      | 55          | 425          |
| Water Taps                              | 1           | 13           |
| Sewer Taps                              | 5           | 13           |
| Change Meter                            | 3           | 84           |
| Service Check for Water Leak at Account | 11          | 112          |
| Repaired Leak                           | 1           | 11           |
| Call for Sewer Stoppage                 | 12          | 51           |
| City Sewer Lines Unstopped              | 8           | 38           |
| Code Enforcement/Other                  | 4           | 38           |
| Garbage Collection                      | 67          | 384          |
| Pothole Repairs                         | 75          | 233          |
| Street Repairs                          | 9           | 9            |
| Street Sign Replacement/Repaired        | 0           | 10           |
| Asphalt Used (ton)                      | 1.8         | 5.45         |
| Gravel Used (ton)                       | 2           | 11.5         |
| Fire Hydrants Flushed and Oiled         | 7           | 47           |
| Fire Hydrants Repaired                  | 5           | 5            |
| Valves Repaired                         | 0           | 6            |
| Manholes Cleaned/Repaired               | 3           | 14           |

  
Carlos Salazar, Director of Public Works

PROJECTS: 0 -ZZZZZZZZZZ

APPLIED DATES: 0/00/0000 THRU 99/99/9999

ISSUED DATES: 7/01/2020 THRU 7/31/2020

EXPIRE DATES: 0/00/0000 THRU 99/99/9999

STATUS: ALL

| PROJECT | ISSUE DATE | NAME                     | LOCATION                | CONTRACTOR | DESCRIPTION             |     |
|---------|------------|--------------------------|-------------------------|------------|-------------------------|-----|
| 131917  | 7/02/2020  | VILLANUEVA, PATRICIA     | 501 W 5TH STREET        | MARCJONES  | RESIDENTIAL ADDITION/SC | 1   |
| 131927  | 7/01/2020  | MARQUEZ, DARY E          | 104 MAGNOLIA STREET     | ADALBERTO  | REROOF PERMIT           | 1   |
| 131928  | 7/02/2020  | NAILWORKS                | 218 N ARROYO BLVD B     | OWNER      | COMMERCIAL ADDITION/REM | 1 1 |
| 131929  | 7/02/2020  | T9 SPORTS                | 30916 STATE HWY 100     | OWNER      | COMMERCIAL- NEW OWNER/T | 1 1 |
| 131930  | 7/06/2020  | HERNANDEZ, FRANCISCO J   | 103 TALON DRIVE         | B & H SERV | RESIDENTIAL BUILDING    | 1   |
| 131931  | 7/06/2020  | SALINAS, ERNESTO         | 404 W 7TH STREET        | OWNER      | ACCESSORY BUILDING      | 1   |
| 131932  | 7/07/2020  | GARZA, ROQUE             | 203 E 10TH STREET       | OWNER      | EXTEND DRIVEWAY         | 1   |
| 131933  | 7/07/2020  | SERRANO, ALFREDO JR      | 104 ALVAREZ COURT       | CAMILO     | GAS TEST/PERMIT         | 1   |
| 131934  | 7/08/2020  | WALKER, ANTHONY N        | 134 VILLAGE EAST CIRCLE | BRIAN MCAL | FENCE PERMIT            | 1   |
| 131935  | 7/09/2020  | SANTILLANA, BERNICE      | 406 E 8TH STREET        | TEXAS SOLA | RESIDENTIAL ADDITION/SC | 1   |
| 131936  | 7/09/2020  | GARZA, RAMON F           | 32761 STATE HWY 100     | YSRAEL RIO | RESIDENTIAL REMODEL/ADD | 1   |
| 131937  | 7/09/2020  | CARDENAS, MARIA N        | 212 W 5TH STREET 4      | OWNER      | ELECTRICAL PERMIT       | 1   |
| 131938  | 7/14/2020  | DELGADO, ROBERTO         | 733 W OCEAN BLVD        | LF FRAME   | RESIDENTIAL BUILDING    | 1   |
| 131939  | 7/14/2020  | BROW STUDIO BY MANDY     | 810 W OCEAN BLVD C-1    | OWNER      | COMMERCIAL- NEW OWNER/T | 1   |
| 131940  | 7/14/2020  | LOPEZ, RAUL              | 411 W 6TH STREET        | OWNER      | REROOF PERMIT           | 1   |
| 131941  | 7/14/2020  | VENUS BEAUTY SALON & SPA | 33478 FM 803 B8         | OWNER      | COMMERCIAL- NEW OWNER/T | 1   |
| 131942  | 7/15/2020  | GARZA, ROQUE             | 203 E 10TH STREET       | OWNER      | REROOF PERMIT           | 1   |
| 131943  | 7/16/2020  | MAZDA AUTO GROUP         | 31260 STATE HWY 100 B   | OWNER      | COMMERCIAL ADDITION/REM | 1   |
| 131944  | 7/20/2020  | FIGUEROA, RAMIRO         | 622 VALLE ALTO DRIVE    | TEXAS SOLA | RESIDENTIAL ADDITION/SC | 1   |
| 131945  | 7/20/2020  | ARIZMENDI, JAVIER        | 207 E RESACA DRIVE      | SOUTH TX S | RESIDENTIAL ADDITION /  | 1   |
| 131946  | 7/20/2020  | ADAME, GEORGE            | 109 HAWK DRIVE          | OWNER      | FENCE PERMIT            | 1   |
| 131947  | 7/21/2020  | SANDELL, MODESTO         | 109 TALON DRIVE         | B & H SERV | RESIDENTIAL BUILDING    | 1   |
| 131948  | 7/22/2020  | SALDIVAR, EVELYN         | 33210 LONGHORN LANE     | OWNER      | ACCESSORY BUILDING      | 1   |
| 131949  | 7/22/2020  | DEIMES, ALVINO           | 32352 STATE HWY 100     | OWNER      | REROOF PERMIT           | 1   |

Attachment: PW JULY 2020 (3540 : Public Works Report)

08/04/2020 1:33 PM

## PROJECT VALUATION AND FEE REPORT

1.G.2.a

PROJECTS: 0 -ZZZZZZZZZZ

APPLIED DATES: 0/00/0000 THRU 99/99/9999

ISSUED DATES: 7/01/2020 THRU 7/31/2020

EXPIRE DATES: 0/00/0000 THRU 99/99/9999

STATUS: ALL

| PROJECT        | ISSUE DATE | NAME                | LOCATION            | CONTRACTOR | DESCRIPTION          |
|----------------|------------|---------------------|---------------------|------------|----------------------|
| 131950         | 7/22/2020  | DELGADO, ROBERTO    | 733 W OCEAN BLVD    | LF FRAME   | RESIDENTIAL BUILDING |
| 131951         | 7/24/2020  | DE LEON, MARTHA B   | 231 W 9TH STREET    | UNITED STE | ACCESSORY BUILDING   |
| 131952         | 7/28/2020  | MARQUEZ, NATALIA    | 113 EBONY STREET    | MARQUEZ TU | REROOF PERMIT        |
| 131953         | 7/28/2020  | AGUIRRE, ISMAEL     | 33209 LONGHORN LANE | OWNER      | REROOF PERMIT        |
| 131954         | 7/31/2020  | NATURE PARK         | 851 N ARROYO BLVD   | WARD       | ELECTRICAL PERMIT    |
| *** TOTALS *** |            | NUMBER OF PROJECTS: | 29                  | VALUATION: | 527,357.00 FEES:     |

Attachment: PW JULY 2020 (3540 : Public Works Report)



# CITY OF LOS FRESNOS


## Recycling Program Total Number of Guest July 2020

| Date          | Tuesdays at<br>Memorial<br>Park<br>7 am - 11 am |
|---------------|---|
| 07/07/20      | 30  |
| 07/14/20      | 24  |
| 07/21/20      | 25  |
| 07/28/20      | 24  |
| <b>Totals</b> | <b>103</b>                                      |

| Date          | Thursdays at<br>Wal-Mart<br>Parking<br>4 pm - 8 pm |
|---------------|--|
| 07/02/20      | 22   |
| 07/09/20      | 31   |
| 07/16/20      | 34   |
| 07/23/20      | 37   |
| 07/30/20      | 42   |
| <b>Totals</b> | <b>166</b>   |

| Date          | Saturdays at<br>City Hall<br>9 am - 1 pm |
|---------------|--|
| 07/04/20      | Holiday                                  |
| 07/11/20      | 28                                       |
| 07/18/20      | 40                                       |
| 07/25/20      | 12                                       |
| <b>Totals</b> | <b>80</b>                                |

|   |            |
|---|------------|
| <b>Total attendance for the Month of July</b> | <b>349</b> |
|---|------------|



**City Council**  
520 E Ocean Blvd.  
Los Fresnos, TX 78566

Meeting: 08/11/20 06:00 PM  
Department: City Secretary  
Category: Report  
Prepared By: Jacqueline Moya  
Initiator: Jacqueline Moya  
Sponsors:

**SCHEDULED**

**ACTION ITEM (ID # 3541)**

---

DOC ID: 3541

**Police Department July 2020 1. Arrests 2. Incidents 3.  
Accidents**

Call with questions.

I recommend approval.

# LOS FRESNOS POLICE DEPARTMENT

## Arrests - By Violation

07\01\2020  
thru 07\31\2020

| Violation   | # of Offenses |
|---|---------------|
| ACCIDENT INVOLVING DAMAGE TO VEHICLE>=\$200       | 1             |
| ASSAULT CAUSES BODILY INJURY FAMILY VIOLENCE 13a  | 1             |
| CRIM TRESPASS HABIT/SHLTR/SUPRFUND/INFSTR         | 1             |
| DRIVING WHILE INTOXICATED                         | 2             |
| DRIVING WHILE INTOXICATED 2ND                     | 1             |
| DRIVING WHILE INTOXICATED BAC >= 0.15             | 1             |
| EVADING ARREST DETENTION                          | 1             |
| EXECUTION OF CAPIAS OR ARREST WARRANT             | 11            |
| POSS CS PG 1 <1G                                  | 2             |
| POSS CS PG 2 >= 4G<400G                           | 2             |
| POSS MARIJ <2OZ                                   | 2             |
| POSSESSION OF DRUG PARAPHERNALIA                  | 2             |
| PUBLIC INTOXICATION                               | 3             |
| PUBLIC LEWDNESS                                   | 2             |
| TAMPER/FABRICATE PHYS EVID W/INTENT TO IMPAIR 290 | 1             |
| <b>Total Violations</b>                           | <b>33</b>     |
| <b>Total Arrests</b>                              | <b>21</b>     |

Attachment: July Accidents 20 (3541 : Police Department)

# LOS FRESNOS POLICE DEPARTMENT

## Incidents - By Violation

07\01\2020  
thru 07\31\2020

| Violation  | Incidents |
|--|-----------|
| ACCIDENT INVOLVING DAMAGE TO VEHICLE >=\$200           | 2         |
| ACCIDENT INVOLVING INJURY                              | 1         |
| ALARMS   | 10        |
| ANIMAL CONTROL   | 7         |
| ASSAULT CAUSES BODILY INJURY FAMILY VIOLENCE 13a       | 3         |
| BURGLARY OF HABITATION                                 | 2         |
| BURGLARY OF VEHICLE 23f                                | 1         |
| CITY ORD VIOLATION                                     | 13        |
| CRIM TRESPASS HABIT/SHLTR/SUPRFUND/INFSTR              | 1         |
| CRIMINAL MISCHIEF >=\$500<\$1,500                      | 1         |
| D.O.C. FIGHTING WITH ANOTHER                           | 1         |
| DEPOSITED GLASS/OTHER DEBRIS ON HIGHWAY                | 4         |
| DRIVING WHILE INTOXICATED                              | 1         |
| DRIVING WHILE INTOXICATED 2ND                          | 1         |
| DRIVING WHILE INTOXICATED BAC >= 0.15                  | 2         |
| EVADING ARREST DETENTION                               | 1         |
| EXECUTION OF CAPIAS OR ARREST WARRANT                  | 7         |
| FAIL TO MAINTAIN FINANCIAL RESPONSIBILITY              | 2         |
| FRAUD USE/POSS IDENTIFYING INFO # ITEMS < 5            | 1         |
| MOTOR VEHICLE THEFT                                    | 1         |
| NO DRIVER'S LICENSE                                    | 1         |
| NO PROOF OF FINANCIAL RESPONSIBILITY                   | 3         |
| OPEN CONTAINER   | 3         |
| POSS CS PG 1 <1G                                       | 1         |
| POSS CS PG 1 >=1G<4G                                   | 1         |
| POSS CS PG 2 >= 4G<400G                                | 2         |
| POSS MARIJ <2OZ  | 2         |
| POSSESSION OF DRUG PARAPHERNALIA                       | 4         |
| PUBLIC INTOXICATION                                    | 2         |
| PUBLIC LEWDNESS  | 1         |
| RECKLESS DAMAGE OR DESTRUCTION                         | 3         |
| REGULATES & RESTRICTS THE LOCATION AND USE OF BUILDING | 1         |
| SEXUAL ASSAULT 11a                                     | 1         |
| TAMPER/FABRICATE PHYSICAL EVIDENCE                     | 1         |
| TERRORISTIC THREAT 13a                                 | 1         |
| THEFT  | 5         |
| Total Violations                                       | 94        |
| Total Incidents  | 79        |

Attachment: July Accidents 20 (3541 : Police Department)

**LOS FRESNOS POLICE DEPARTMENT  
ACCIDENTS BY STREET & INTERSECTION  
JULY 1 – JULY 31, 2020**

| <b>Street &amp; Intersection</b> | <b>Accidents</b> | <b>Fatalities</b> | <b>Vehicles</b> | <b>Injured</b> |
|----------------------------------|------------------|-------------------|-----------------|----------------|
| 100 West Ocean                   | 1                | 0                 | 2               | 0              |
| Tx. 100 & Alamo                  | 2                | 0                 | 4               | 2              |
| 700 West Ocean                   | 2                | 0                 | 4               | 1              |
| 100 East Ocean                   | 2                | 0                 | 2               | 0              |
| 1000 South Arroyo                | 1                | 0                 | 2               | 0              |
| 1200 South Arroyo                | 1                | 0                 | 2               | 0              |
| 221 West Ocean P/Lot             | 1                | 0                 | 2               | 0              |
| 101 North Arroyo P/Lot           | 1                | 0                 | 2               | 0              |
| 900 West Ocean                   | 1                | 0                 | 2               | 0              |
| Tx. 100 & F.M. 803               | 1                | 0                 | 2               | 2              |
| 30788 Tx. 100                    | 1                | 0                 | 2               | 0              |
| 500 West Ocean                   | 1                | 0                 | 2               | 0              |
|                                  | 13               | 0                 | 29              | 5              |

Attachment: July Accidents 20 (3541 : Police Department)

**City Council**  
520 E Ocean Blvd.  
Los Fresnos, TX 78566

Meeting: 08/11/20 06:00 PM  
Department: City Secretary  
Category: Report  
Prepared By: Jacqueline Moya  
Initiator: Jacqueline Moya  
Sponsors:  
DOC ID: 3542

**SCHEDULED**

**ACTION ITEM (ID # 3542)**

---

**Municipal Court July 2020 1. Monthly Report**

Call with questions.

I recommend approval.

# OFFICIAL MUNICIPAL COURT MONTHLY REPORT

| <b>MUNICIPAL COURT OF</b> <u>Los Fresnos</u><br><b>FOR MONTH</b> <u>July</u> <b>YEAR</b> <u>2020</u>      |  | TRAFFIC     |         | NON-TRAFFIC MISDEMEANOR   |                |
|---|--|-------------|---------|---|----------------|
|   |  | NON-PARKING | PARKING | STATE LAW   | CITY ORDINANCE |
| 1. New Cases Filed During the Month   |  | <u>393</u>  |         | <u>17</u>   | <u>2</u>       |
| 2. Dispositions Prior to Trial:   |  |             |         |   |                |
| A. Bond Forfeitures   |  |             |         |   |                |
| B. Fined<br><i>(Before trial only. If the defendant goes to trial, enter in Item 3.)</i>                  |  |             |         |   |                |
| C. Cases Dismissed<br><i>(Do not include dismissals that are to be reported in Items 3C and 4 below.)</i> |  |             |         |   |                |
| 3. Dispositions at Trial:   |  |             |         |   |                |
| A. Trial by Judge   |  |             |         |   |                |
| (1) Finding of Guilty   |  | <u>55</u>   |         | <u>13</u>   |                |
| (2) Finding of Not Guilty   |  |             |         |   |                |
| B. Trial by Jury  |  |             |         |   |                |
| (1) Finding of Guilty   |  |             |         |   |                |
| (2) Finding of Not Guilty   |  |             |         |   |                |
| C. Dismissed at Trial   |  |             |         |   |                |
| 4. Cases Dismissed:   |  |             |         |   |                |
| A. After Driver Safety Course<br><i>(C.C.P., Art. 45.0511)</i>  |  | <u>13</u>   |         |   |                |
| B. After Deferred Disposition <i>(C.C.P., Art. 45.051)</i>  |  | <u>12</u>   |         | <u>2</u>  |                |
| C. After Proof of Financial Responsibility<br><i>(Transportation Code, Sec. 601.193)</i>                  |  | <u>10</u>   |         |   |                |
| D. Compliance Dismissal<br><i>(Proof of Inspection, License, or Registration)</i>                         |  | <u>1</u>    |         |   |                |
| 5. Community Service Ordered<br><i>(For satisfaction of fine or costs only.)</i>                          |  |             |         |   |                |
| 6. Cases Appealed   |  | <u>1</u>    |         |   |                |
| 7. Juvenile / Minor Activity:   |  |             |         |   |                |
| A. Transportation Code Cases Filed  |  | <u>4</u>    |         | 8. Parent Contributing to Nonattendance Cases Filed <i>(Education Code, Sec. 25.093)</i>                      |                |
| B. Non-Driving Alcoholic Beverage Code Cases Filed  |  |             |         | 9. Safety Responsibility and Driver's License Suspension Hearings Held  |                |
| C. Driving Under the Influence of Alcohol Cases Filed   |  |             |         | 10. Search Warrants Issued<br><i>(Do not include warrants for arrest.)</i>                                    |                |
| D. Health & Safety Code (Tobacco) Cases Filed   |  |             |         | 11. Arrest Warrants Issued:   |                |
| E. Failure to Attend School Cases Filed<br><i>(Education Code, Sec. 25.094)</i>                           |  |             |         | A. Class C Misdemeanors Only  |                |
| F. Education Code (Except Failure to Attend) Cases Filed  |  |             |         | B. Felonies and Class A and B Misdemeanors Only   |                |
| G. Violation of Local Daytime Curfew Ordinance Cases Filed<br><i>(Loc. Govt. Code, Sec. 341.905)</i>      |  |             |         | 12. Magistrate Warnings Given:<br><i>(Given to defendants charged with county or district court offense.)</i> |                |
| H. All Other Non-Traffic Fine-Only Cases Filed  |  | <u>2</u>    |         | A. Class A and B Misdemeanors Only  |                |
| I. Waiver of Jurisdiction of Non-Traffic Cases<br><i>(Family Code, Sec. 51.08(b))</i>                     |  |             |         | B. Felonies   |                |
| J. Referred to Juvenile Court for Delinquent Conduct<br><i>(C.C.P., Art. 45.050 (c)(1))</i>               |  |             |         | <u>21</u>   |                |
| K. Held in Contempt, Fined, or Denied Driving Privileges<br><i>(C.C.P., Art. 45.050 (c)(2))</i>           |  |             |         | <u>12</u>   |                |
| Magistrate Warnings Given (Juvenile):   |  |             |         | 13. Emergency Mental Health Hearings Held   |                |
| L. Warnings Administered  |  |             |         | 14. Magistrate's Orders for Emergency Protection  |                |
| M. Statements Certified   |  |             |         | 15. Total Revenue : \$ <u>81 102.42</u>   |                |
| <i>(Include all revenue collected during month to be remitted to city or state.)</i>                      |  |             |         |   |                |

Attachment: COURT July 2020 (3542 : Municipal Court)

Citation No. Docket No. Violator

\*\*\*\*\* TOTAL FOR REPORT \*\*\*\*\*

| Code     | --- | Payments  | --- | Refunds | --- | Net       | --- | G/L Acct No. |
|----------|-----|-----------|-----|---------|-----|-----------|-----|--------------|
| C FINE   | 368 | 22,479.90 | 6   | 200.00- |     | 22,279.90 | 01  | 407-0240     |
| S CCC04  | 79  | 2,721.80  | 0   | 0.00    |     | 2,721.80  | 01  | 2512         |
| C TFC    | 313 | 939.00    | 0   | 0.00    |     | 939.00    | 01  | 407-0240     |
| C AR     | 371 | 1,852.00  | 0   | 0.00    |     | 1,852.00  | 01  | 407-0240     |
| CT TECH  | 397 | 1,570.00  | 0   | 0.00    |     | 1,570.00  | 01  | 407-0241     |
| S STF    | 34  | 983.00    | 0   | 0.00    |     | 983.00    | 01  | 2512         |
| BL MCBS  | 74  | 221.00    | 0   | 0.00    |     | 221.00    | 01  | 407-0270     |
| S SJRF   | 73  | 292.00    | 0   | 0.00    |     | 292.00    | 01  | 2512         |
| S JFCT2  | 77  | 400.30    | 0   | 0.00    |     | 400.30    | 01  | 2512         |
| S JFCI   | 77  | 46.20     | 0   | 0.00    |     | 46.20     | 01  | 407-0240     |
| S IDF    | 76  | 152.00    | 0   | 0.00    |     | 152.00    | 01  | 2512         |
| S CJFS   | 28  | 2.52      | 0   | 0.00    |     | 2.52      | 01  | 2512         |
| S CJFC   | 28  | 0.28      | 0   | 0.00    |     | 0.28      | 01  | 407-0240     |
| S TPF    | 78  | 154.00    | 0   | 0.00    |     | 154.00    | 01  | 2512         |
| S TLFTA1 | 41  | 770.00    | 2   | 31.90-  |     | 738.10    | 01  | 2512         |
| S TLFTA2 | 51  | 306.00    | 1   | 6.00-   |     | 300.00    | 01  | 2517         |
| C TLFTA3 | 52  | 204.00    | 1   | 4.00-   |     | 200.00    | 01  | 407-0240     |
| S TP-L   | 19  | 180.00    | 0   | 0.00    |     | 180.00    | 01  | 407-0240     |
| S TP-S   | 20  | 245.90    | 0   | 0.00    |     | 245.90    | 01  | 2512         |
| J TP-L-J | 18  | 41.90     | 0   | 0.00    |     | 41.90     | 01  | 407-0260     |
| C WRNTE  | 67  | 3,078.00  | 1   | 50.00-  |     | 3,028.00  | 01  | 407-0240     |
| COLAGY   | 43  | 2,674.87  | 2   | 114.30- |     | 2,560.57  | 01  | 2513         |
| del CS2  | 4   | 82.00     | 0   | 0.00    |     | 82.00     | 01  | 407-0280     |
| C ACC    | 6   | 120.00    | 0   | 0.00    |     | 120.00    | 01  | 407-0240     |
| S STF19  | 305 | 13,742.00 | 0   | 0.00    |     | 13,742.00 | 01  | 2512         |
| S SPEX   | 58  | 5,356.90  | 0   | 0.00    |     | 5,356.90  | 01  | 407-0290     |
| C DSC    | 42  | 415.80    | 0   | 0.00    |     | 415.80    | 01  | 407-0240     |
| S CCC20  | 368 | 20,183.32 | 0   | 0.00    |     | 20,183.32 | 01  | 2512         |
| S LMCBSF | 309 | 1,507.30  | 0   | 0.00    |     | 1,507.30  | 01  | 407-0270     |
| C LTPDF  | 311 | 1,537.80  | 0   | 0.00    |     | 1,537.80  | 01  | 407-0242     |
| C LMCTF  | 310 | 1,236.00  | 0   | 0.00    |     | 1,236.00  | 01  | 407-0241     |
| S LMJF   | 309 | 30.90     | 0   | 0.00    |     | 30.90     | 01  | 407-0243     |
| C TPRF   | 36  | 437.00    | 0   | 0.00    |     | 437.00    | 01  | 407-0240     |
| S TXSBLT | 3   | 75.50     | 0   | 0.00    |     | 75.50     | 01  | 2515         |
| S AF2    | 1   | 20.00     | 0   | 0.00    |     | 20.00     | 01  | 407-0240     |
| S AF     | 1   | 10.00     | 0   | 0.00    |     | 10.00     | 01  | 407-0240     |

Total: 4444 84,069.19 13 406.20- 83,662.99

Cash Payments....+ \$83,464.89  
Bond Forfeited....+ \$0.00  
Bond Applied.....+ \$243.10  
Payment Refunded.- \$45.00-  
Fees/Fines Paid..= \$83,662.99

Cash (Payments)..+ \$83,464.89  
Cash (Bonds).....+ \$696.00  
Total Cash Trans.= \$84,160.89

Cash Refunds.....- \$45.00-

|            |           |
|------------|-----------|
| CITY       | 39,169.32 |
| COURT      | 1,570.00  |
| BLDG. SEC. | 221.00    |
| JUDGE ED   | 41.90     |
| OMNI       | 300.00    |
| COLL. AG   | 2,560.57  |
| CHILD      | 82.00     |
| OP         | 0.00      |
| STATE      | 39,718.20 |
| TOTAL      | 83,662.99 |

Attachment: COURT July 2020 (3542 : Municipal Court)



**City Council**  
520 E Ocean Blvd.  
Los Fresnos, TX 78566

Meeting: 08/11/20 06:00 PM  
Department: City Secretary  
Category: Report  
Prepared By: Jacqueline Moya  
Initiator: Jacqueline Moya  
Sponsors:  
DOC ID: 3543

**SCHEDULED**

**ACTION ITEM (ID # 3543)**

---

**Library Report July 2020 1. Monthly Report**

Call with questions.

I recommend approval.



**ETHEL L. WHIPPLE MEMORIAL LIBRARY  
LIBRARIAN'S REPORT  
JULY 2020**

### Number of Patron Checking Out Materials

|                |     |
|----------------|-----|
| Adult          | 195 |
| Children       | 22  |
| Teens          | 2   |
| In Library Use | 7   |



### Material Types Checked Out

|                      |     |
|----------------------|-----|
| Adult Books          | 115 |
| Children Books       | 2   |
| Young Adult Books    | 60  |
| Videos               | 36  |
| Audios               | 0   |
| Other Language Books | 4   |
| Hotspots             | 8   |
| Laptops              | 1   |
| Interlibrary Loans   | 4   |



### Items Downloaded

|             |    |
|-------------|----|
| eBooks      | 50 |
| eAudiobooks | 12 |



### Patron Access Computer Use

|                |            |
|----------------|------------|
| Total Sessions | 66         |
| Total Time     | 18.5 hours |
| Guest Passes   | 46         |



### Free WiFi Access Use

|                |                |
|----------------|----------------|
| Total Sessions | 0 Library WiFi |
| Total Time     | 0 hours        |
| Total Sessions | 136 Park WiFi  |
| Total Time     | 265 hours      |



### What Happened In the Library

|                             |           |
|-----------------------------|-----------|
| Hours Open                  | 176 hours |
| Visits/Calls                | 433/192   |
| Children Program Attendance | 0         |
| Volunteer Hours             | 0         |
| New Cards Issued            | 3         |
| Cards Renewed               | 1         |
| New Books Added             | 17        |
| New eBooks Added            | 121       |
| New Videos Added            | 5         |
| Hotspots Added              | 0         |
| Books Weeded                | 0         |
| Videos Weeded               | 0         |
| Reference Questions         | 265       |
| Assists in Computer Lab     | 68        |
| Patron Copies               | 161       |
| Patron Faxes sent           | 68        |
| Patron Printouts            | 375       |
| Library Staff Copies        | 34        |
| Replacement Cards           | 0         |



**City Council**  
520 E Ocean Blvd.  
Los Fresnos, TX 78566

Meeting: 08/11/20 06:00 PM  
Department: City Secretary  
Category: Report  
Prepared By: Jacqueline Moya  
Initiator: Jacqueline Moya  
Sponsors:  
DOC ID: 3544

**SCHEDULED**

**ACTION ITEM (ID # 3544)**

---

**Fire Marshal's Report July 2020 1. Monthly Report**

Call with questions.

I recommend approval.



FIRE MARSHAL'S OFFICE  
520 E. OCEAN BLVD  
LOS FRESNOS, TX 78566

**LOS FRESNOS FIRE DEPARTMENT**  
**Activity Report**  
Month of July 2020

**CALLS**

Commercial Building Fires  
Residential Building Fires  
Grass Fires  
Trash Fires  
Vehicle Fires  
Motor Vehicle Collisions  
Bee Calls  
Fire Alarm Activation  
False Calls/False Alarms  
Other Calls

| INSIDE CITY |
|-------------|
| 0           |
| 0           |
| 1           |
| 0           |
| 0           |
| 1           |
| 0           |
| 0           |
| 0           |
| 6           |

| OUTSIDE CITY |
|--------------|
| 0            |
| 4            |
| 5            |
| 2            |
| 0            |
| 11           |
| 2            |
| 0            |
| 0            |
| 10           |

**Total Calls** 42

8

34

**FIRE INSPECTIONS PERFORMED**

Commerical Businesses  
Industrial Structures  
Public Buildings  
Hotels/Motels  
Institutions  
Homes  
Apartments

|    |
|----|
| 10 |
|    |
|    |
|    |
|    |
|    |
|    |

**Total Inspections**

10

Fires Investigated

(Accidental)

0

(Incendiary)

0

Attachment: FIRE MARSHAL REPORT JULY 2020 (3544 : Fire Marshal's Report)

**City Council**  
520 E Ocean Blvd.  
Los Fresnos, TX 78566

Meeting: 08/11/20 06:00 PM  
Department: City Secretary  
Category: Workshop  
Prepared By: Jacqueline Moya  
Initiator: Jacqueline Moya  
Sponsors:

**SCHEDULED**

**ACTION ITEM (ID # 3552)**

DOC ID: 3552 A

---

---

## **Budget Workshop**

As time permits we will begin the process of going through the proposed budget for fiscal year 2020-2021. My intent is to go over some new positions and raises for the staff. There were no raises last year. Most of the budget will be done then next week at the budget workshop for just that with no other items. That will be on Tuesday August 18 at 6 pm. If we don't finish we will have another budget workshop on Thursday August 27 at 6 pm.

We will approve the first reading of the budget ordinance on Thursday September 3 at 6 pm and then have the second reading of the budget ordinance on Tuesday September 8 at 6 pm.